

Sumitomo Cutting Tool Selection

TURNING APPLICATIONS

General Steel (Carbon Steel, Alloy Steel) Structural Steel						
Application	High Speed Machining	Finishing~Light	Medium	Roughing~Heavy		
ISO Classification		P01	P10	P20	P30 (M30)	P40 (M40)
COATED CARBIDE	AC700G		AC2000			
			AC3000			
	T2000Z		T3000Z ★			
COATED CERMET	T110A		T1200A			
CERMET	NB90S					
CERAMIC			ST10P / ST20E / A30			
CARBIDE						
CBN						

Cast Iron				
Application	High Speed Machining	Finishing	Medium	
ISO Classification		K01	K10	K20
COATED CARBIDE	AC300G		AC700G	
	T110A		T1200A	
CERAMIC	NS260C/NS260		G10E	
CARBIDE	BN700		BNS800	
	BN600		BN500	

★ Available through Worldwide Warehouse Network

Hardened Steels				Stainless Steels			Exotic Materials			Non-Ferrous Materials		
Application	High Speed Machining	Finishing	Roughing	Application	Finishing-Light Cut	Medium-Roughing	Application	Finishing-Light Cut	Medium	Application	Finishing-Light Cut	Medium
COATED CBN	BNC150			COATED CARBIDE	EH 510Z		COATED CARBIDE	EH510Z		PCD	DA2200	
	BNC80				AC304			EH520Z			DA150	
	BNC200				AC3000			EH510			H1	
CBN	BNX10			CERMET	T2000Z		CERAMIC			CBN	BN600	
	BNX20							BN600				
	BN250							BNS800				
	BNX25											
COATED CERAMIC	BN300						Sintered Materials			COATED CARBIDE	EH10Z	
								BN600			BN300	

Sumitomo Cutting Tool Selection

P Steel

1 Fine Finishing

EFA Type T1200A ESU Type AC2000

Continuous Cut Moderate Cut Interrupted Cut

2 Finishing

ESU Type AC700G (ESX Type) ESU Type AC2000 (ESX Type) ESU Type AC3000 (ESX Type)

() 2nd choice

Continuous Cut Moderate Cut Interrupted Cut

3 Medium Cutting

EGU Type AC700G (EUX Type) EGU Type AC2000 (EUX Type) EGU Type AC3000 (EUX Type)

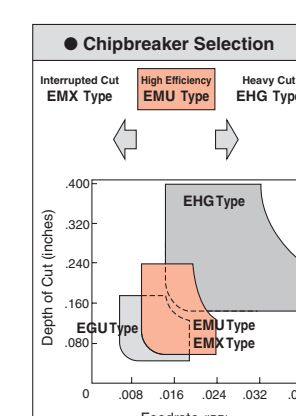
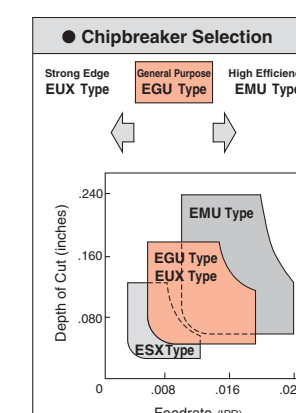
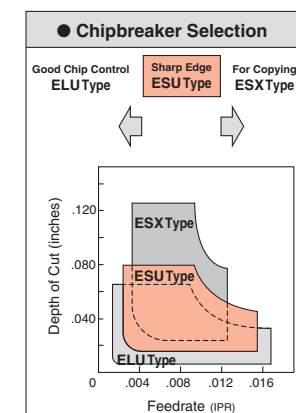
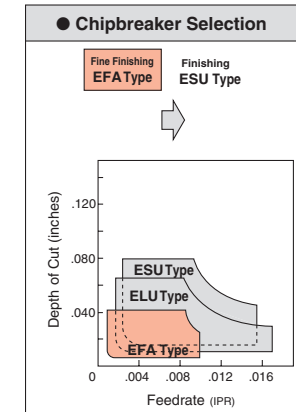
() 2nd choice

Continuous Cut Moderate Cut Interrupted Cut

4 Roughing

EMU Type AC700G EMU Type AC2000 EMU Type AC3000

Continuous Cut Moderate Cut Interrupted Cut



General Info
Negative Inserts
Positive Inserts
Ace-Fix Inserts
Threading, Grooving, & Cut-Off Inserts
Ceramic Inserts
PCBN & PCD Inserts
Toolholders
Swiss Toolholders
Boring Bars
Technical Info
ALMT

General Info
Negative Inserts
Positive Inserts
Ace-Fix Inserts
Threading, Grooving, & Cut-Off Inserts
Ceramic Inserts
PCBN & PCD Inserts
Toolholders
Swiss Toolholders
Boring Bars
Technical Info
ALMT

Sumitomo Cutting Tool Selection

- General Info
- Negative Inserts
- Positive Inserts
- Ace-Fix Inserts
- Threading, Grooving, & Cut-Off Inserts
- Ceramic Inserts
- PCBN & PCD Inserts
- Toolholders
- Swiss Toolholders
- Boring Bars
- Technical Info
- ALMT

M
Stainless Steel

1 Finishing

ESU Type AC304 ESU Type AC3000

Continuous Cut Moderate Cut Interrupted Cut

2 Medium Cut

EEX Type AC304 EGU Type AC3000

Continuous Cut Moderate Cut Interrupted Cut

3 Roughing

EMU Type AC304 EMU Type AC3000

Continuous Cut Moderate Cut Interrupted Cut

K
Cast Iron

1 High Speed Finishing
() 2nd Choice

Gray: BN700 (BNS800)

Ductile: BN500

Continuous Cut Moderate Cut Interrupted Cut

2 Finishing ~Medium Cut
() 2nd Choice

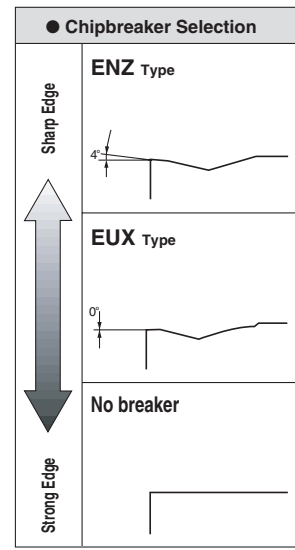
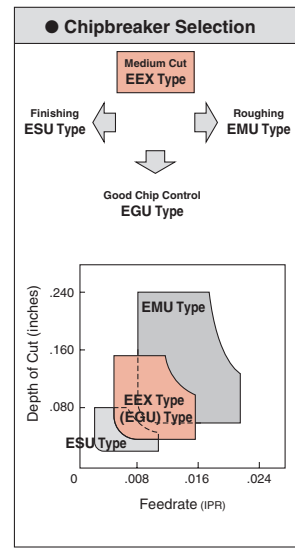
ENZ Type AC300G (EH10Z,T110A) EUX Type AC300G EUX Type AC700G

Continuous Cut Moderate Cut Interrupted Cut

3 Roughing

ENZ Type AC300G EUX Type AC700G NO Breaker AC700G

Continuous Cut Moderate Cut Interrupted Cut



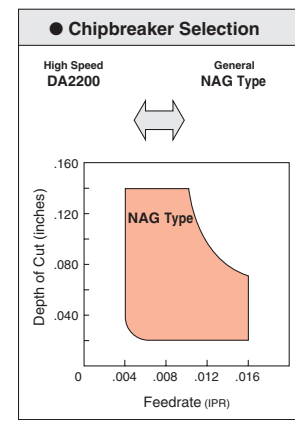
Sumitomo Cutting Tool Selection

- General Info
- Negative Inserts
- Positive Inserts
- Ace-Fix Inserts
- Threading, Grooving, & Cut-Off Inserts
- Ceramic Inserts
- PCBN & PCD Inserts
- Toolholders
- Swiss Toolholders
- Boring Bars
- Technical Info
- ALMT

N
Non-Ferrous Metal

DA2200 NAG Type H1

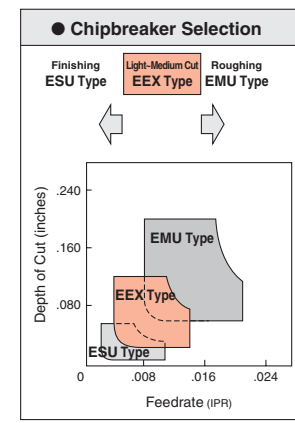
High Speed Finishing Finishing Roughing



S
Exotic Metal

BN600 EEX Type EH510Z EEX Type EH520Z

High Speed Finishing Finishing Roughing



H
Hardened Steel

1 High Speed Finishing

BNX10 BNC150 BNC200 BNX25

Continuous Cut Moderate Cut Interrupted Cut

2 Finishing
() 2nd Choice

BNC200 BN250 (BNX20) BNC300 BN300

Continuous Cut Moderate Cut Interrupted Cut

3 High Efficiency

BNC200 (BNX20) BNC300

Continuous Cut Moderate Cut Interrupted Cut