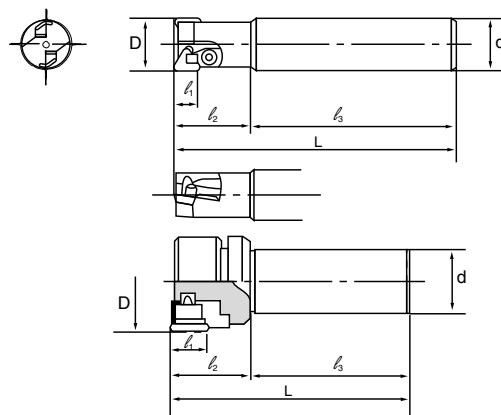



# sumiMill Series Indexable End Mills

## CHE Shoulder Mills

### Positive Shoulder Mill



### CHE Bridgeport Shank Series

Catalog Number	Dimensions						No. of Teeth	Cutting Angle			Insert I.C.
	Nom. Dia.	Shank Dia.	Overall Length	Cutting Edge Length	Thickness	Shank Length		Axial	Radial	Lead	
	D	d	L	l <sub>1</sub>	l <sub>2</sub>	l <sub>3</sub>					
CHE3-1250RR8	1.250	.949	5.875	.500	2.781	3.093	2	15°	-2°	0°	.375
CHE3-1500RR8	1.500	.949	5.875	.500	2.781	3.093	2	15°	-1°	0°	.500
CHE4-2000RR8	2.000	.949	5.875	.750	2.781	3.093	3	15°	2°	0°	.500

### Inserts

Sumitomo Cat. No.	Figure 1				Figure 2				Dimensions (Inches)			
	Coated	Cermet	Uncoated	PCD	Coated	Cermet	Uncoated	PCD	I.C.	T	Figure	
TECN32R	AC230	AC325	AC211	T250A	A30N	G10E	H1	DA2200	DA150	0.375	0.125	1
TEEN32R										0.375	0.125	2
NF-TEEN32R										0.375	0.125	2
TEKN32R										0.375	0.125	1
TEKN32TR										0.375	0.125	1
TECN43R										0.500	0.1875	2
TEEN43R										0.500	0.1875	2
NF-TEEN43R										0.500	0.1875	2
TEKN43R										0.500	0.1875	1
TEKN43TR										0.500	0.1875	1

"T" denotes inserts with a T-Land

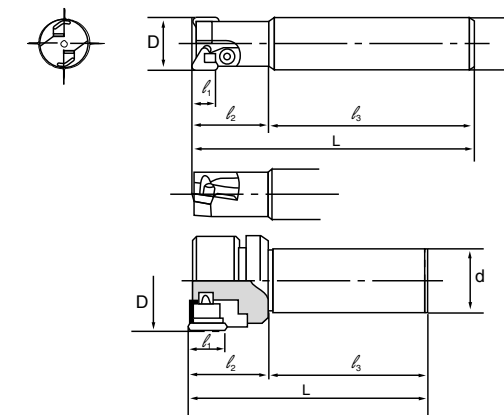
### Hardware

Catalog Number	Locator	Clamp	Locator Screw	Clamp Screw	Retaining Ring	Clamp Wrench	Locator Wrench
CHE3-1 □ □ □ RR8	-	CCH5R	-	BHE0510	ER04	-	LH030
CHE4-2000RR8	LCE4R	CEWR	FBH0512	WB8R-16T	-	TT27	TH030

# sumiMill Series Indexable End Mills

## CHE Shoulder Mills

### Positive Shoulder Mill



### CHE Weldon Shank Series

Catalog Number	Dimensions						No. of Teeth	Cutting Angle			Insert I.C.
	Nom. Dia.	Shank Dia.	Overall Length	Cutting Edge Length	Thickness	Shank Length		Axial	Radial	Lead	
	D	d	L	l <sub>1</sub>	l <sub>2</sub>	l <sub>3</sub>					
CHE2-0625RW	.625	.625	3.484	.312	1.000	2.484	1	6°	-3°	0°	.250
CHE2-0750RW	.750	.750	3.484	.312	1.187	2.500	1	8°	-2°	0°	.250
CHE2-0875RW	.875	.750	3.687	.312	1.187	2.500	2	12°	-1°	0°	.250
CHE2-1000RW	1.000	1.000	4.375	.312	1.375	3.000	2	15°	-1°	0°	.250
CHE2-1125RW	1.125	1.000	4.375	.312	1.375	3.000	2	15°	0°	0°	.250
CHE3-1250RW	1.250	1.250	4.562	.500	1.562	3.000	2	15°	-2°	0°	.375
CHE3-1500RW	1.500	1.250	4.562	.500	1.562	3.000	2	15°	-1°	0°	.375
CHE4-2000RW	2.000	1.250	4.562	.750	1.562	3.000	3	15°	2°	0°	.500

### Inserts

Sumitomo Cat. No.	Figure 1				Figure 2				Dimensions (Inches)			
	Coated	Cermet	Uncoated	PCD	Coated	Cermet	Uncoated	PCD	I.C.	T	Figure	
TECN32R	AC230	AC325	AC211	T250A	A30N	G10E	H1	DA2200	DA150	0.375	0.125	1
TEEN32R										0.375	0.125	2
NF-TEEN32R										0.375	0.125	2
TEKN32R										0.375	0.125	1
TEKN32TR										0.375	0.125	1
TECN43R										0.500	0.1875	2
TEEN43R										0.500	0.1875	2
NF-TEEN43R										0.500	0.1875	2
TEKN43R										0.500	0.1875	1
TEKN43TR										0.500	0.1875	1

"T" denotes inserts with a T-Land

### Hardware

Catalog Number	Locator	Clamp	Locator Screw	Clamp Screw	Retaining Ring	Clamp Wrench	Locator Wrench
CHE2- □ □ □ □ RW	-	CCH4R	-	BHE0407	ER03	-	TH025
CHE3- 1 □ □ □ RW	-	CCH5R	-	BHE0510	ER04	-	LH030
CHE4- 2000RW	LCE4R	CEWR	FBH0512	WB8R-16T	-	TT27	TH030