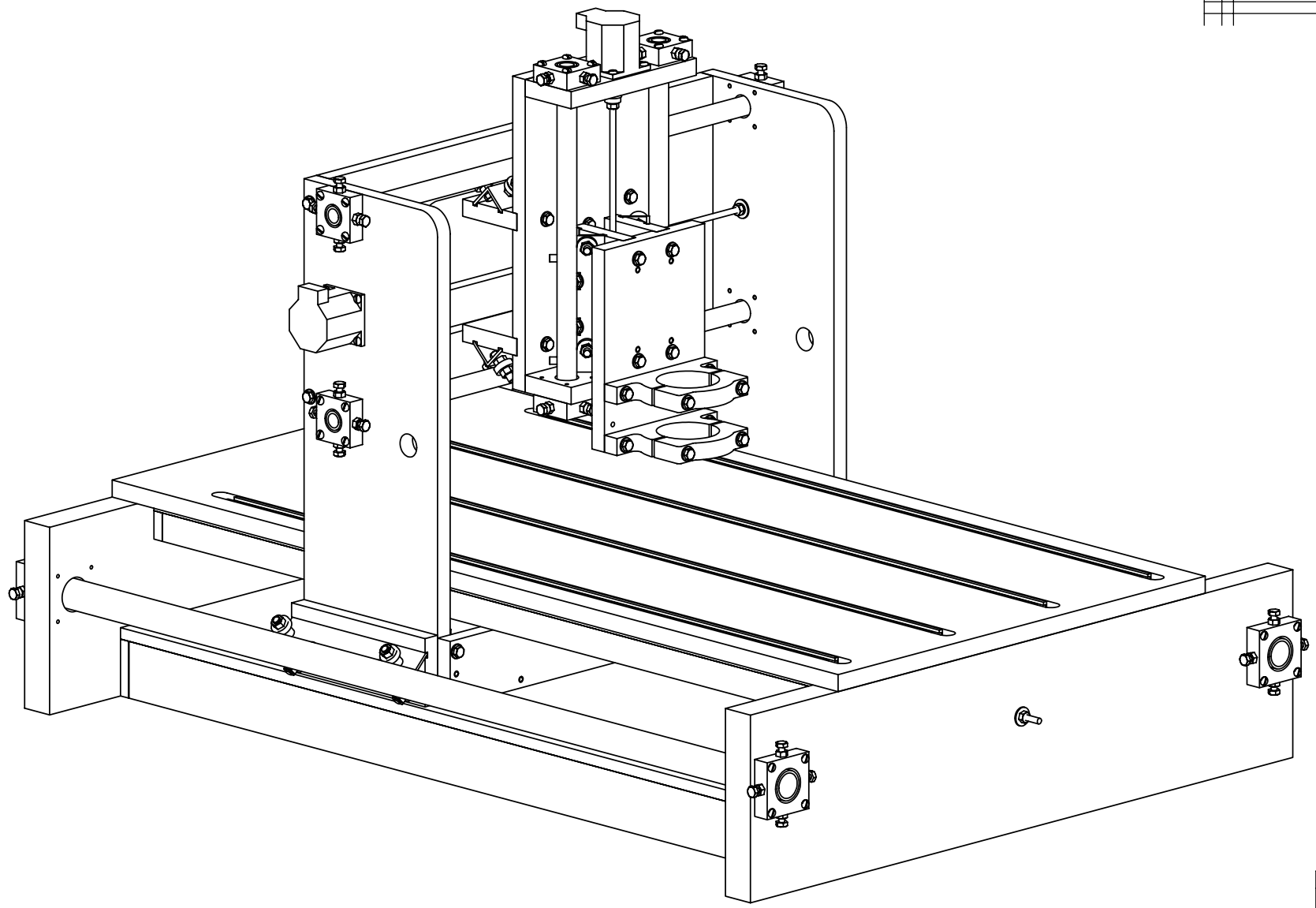


www.GetPedia.com

- * More than 150,000 articles in the search database
- * Learn how almost everything works

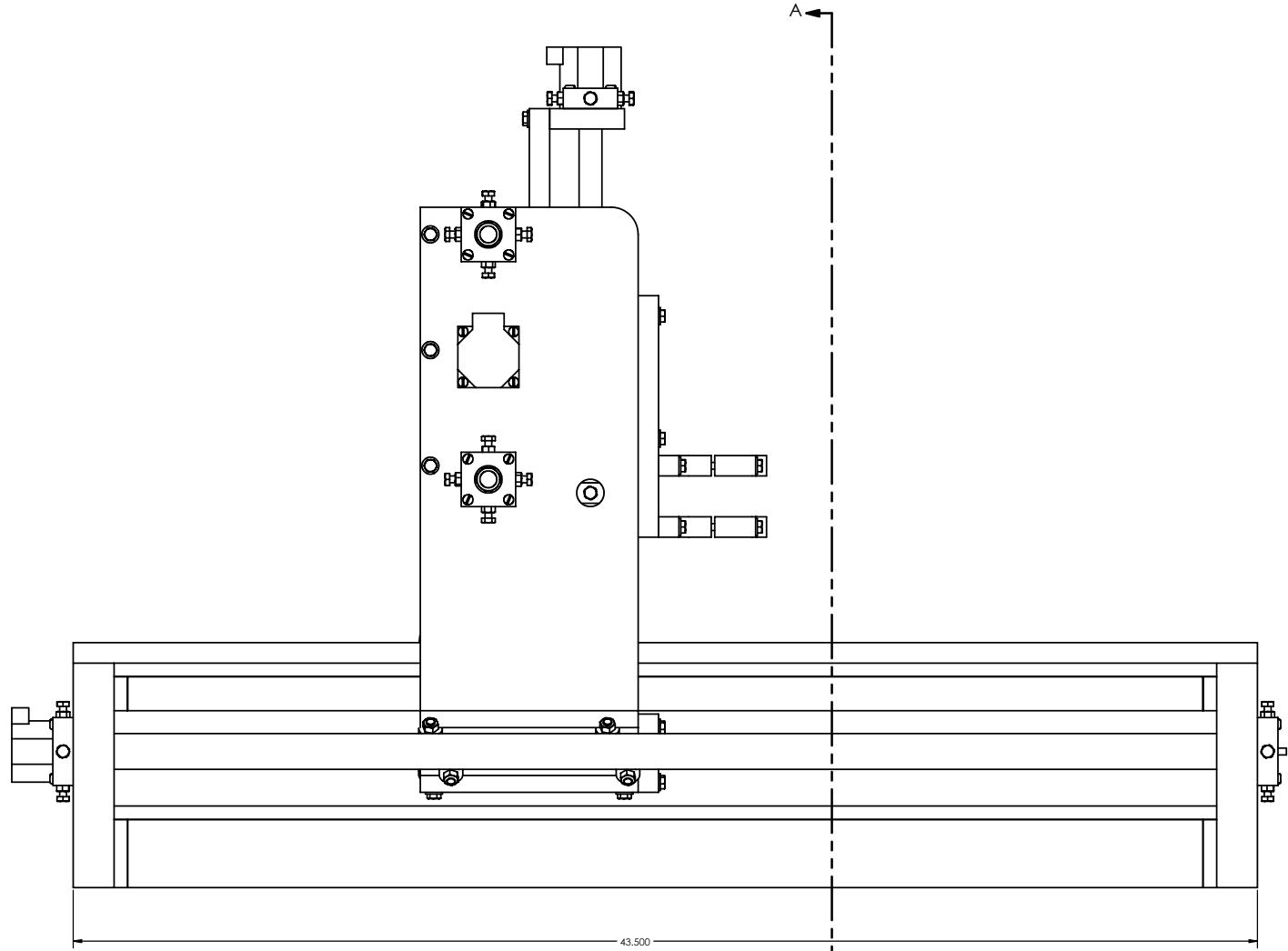
REVIZIJSKI		DATE	APPROVED
NO.	DESCRIPTION		



TITLE:	
CNC ROUTER - MAIN ASSEMBLY	
SIZE:	MODEL NAME:
D	cnc_assy01
SCALE: 1:2	NO. REQ'D:
	SHEET 1 OF 6

D cnc_assy01

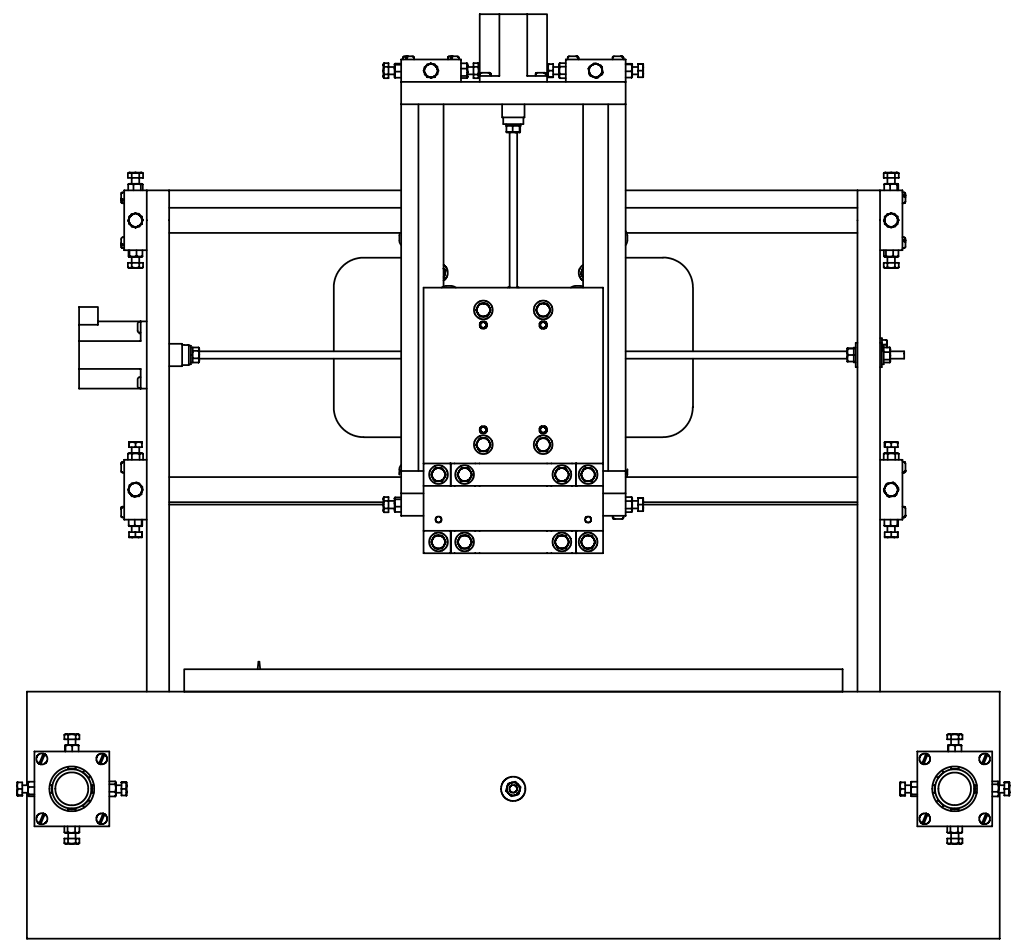
REVIZIJSKI		DATE	APPROVED
NO.	DESCRIPTION		



TITLE:	
CNC ROUTER - MAIN ASSEMBLY	
SITE:	REV
D cnc_assy01	
SCALE: 1:2	NO. REQ'D: SHEET 2 OF 6

D cnc_assy01

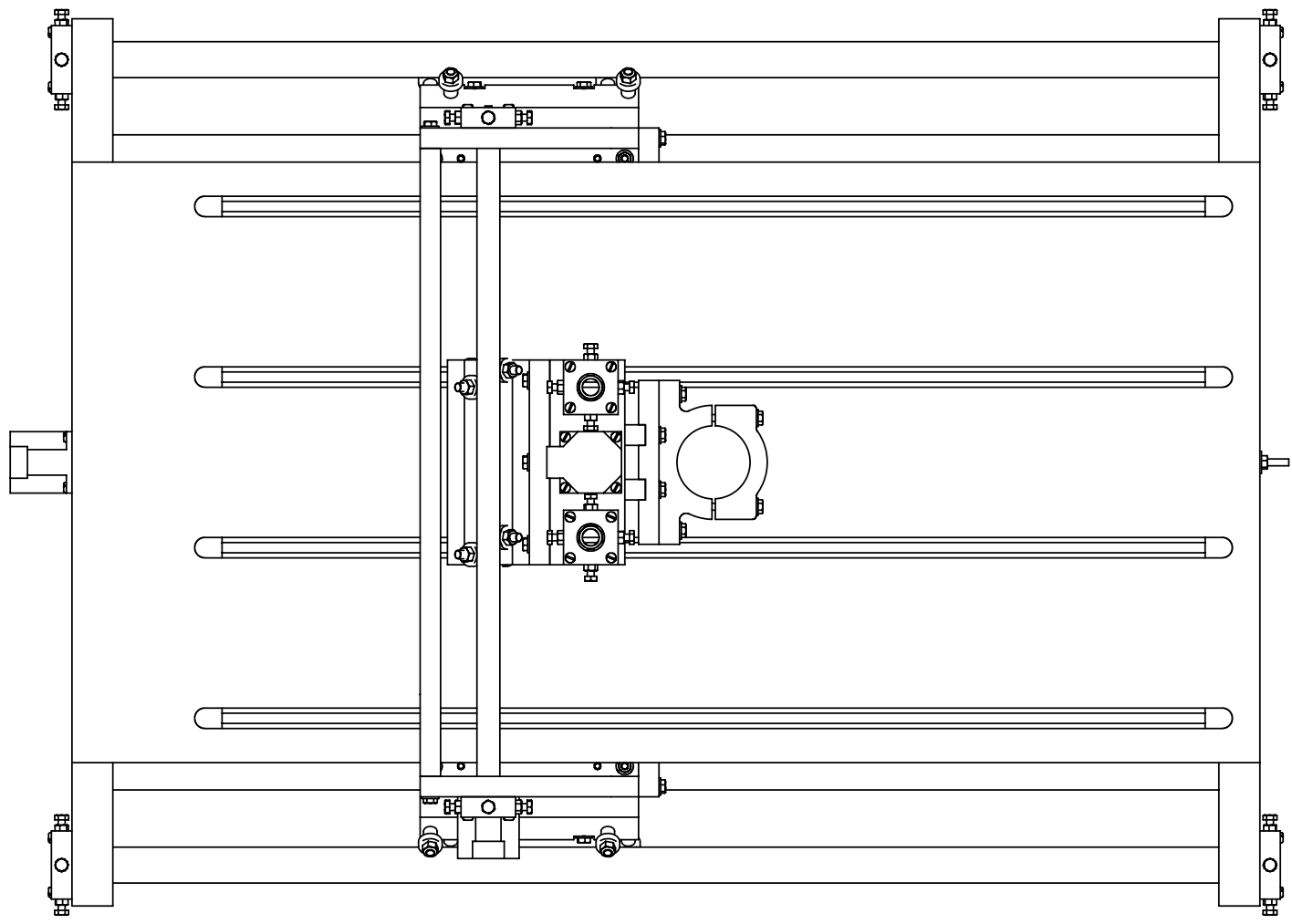
REVIZIJSKI		DATE	APPROVED
NO.	DESCRIPTION		



TITLE:	
CNC ROUTER - MAIN ASSEMBLY	
SIZE / MODEL NAME:	REV
D cnc_assy01	
SCALE: 1:2	NO. REQ'D: SHEET 3 OF 6

D cnc_assy01

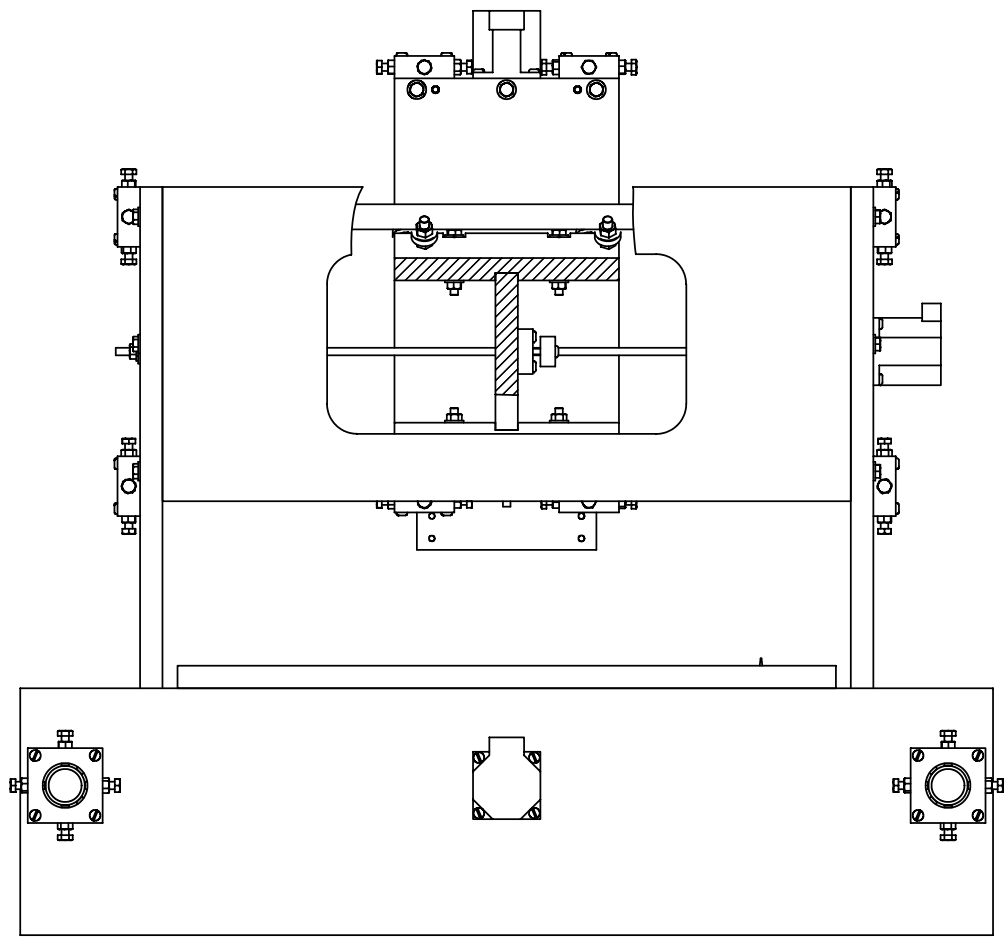
REVIZIJSKI		DATE	APPROVED
NO.	DESCRIPTION		



TITLE:	
CNC ROUTER - MAIN ASSEMBLY	
SIZE:	MODEL NAME:
D	cnc_assy01
SCALE: 1:2	NO. REQ'D:
	SHEET 4 OF 6

D cnc_assy01 1/1

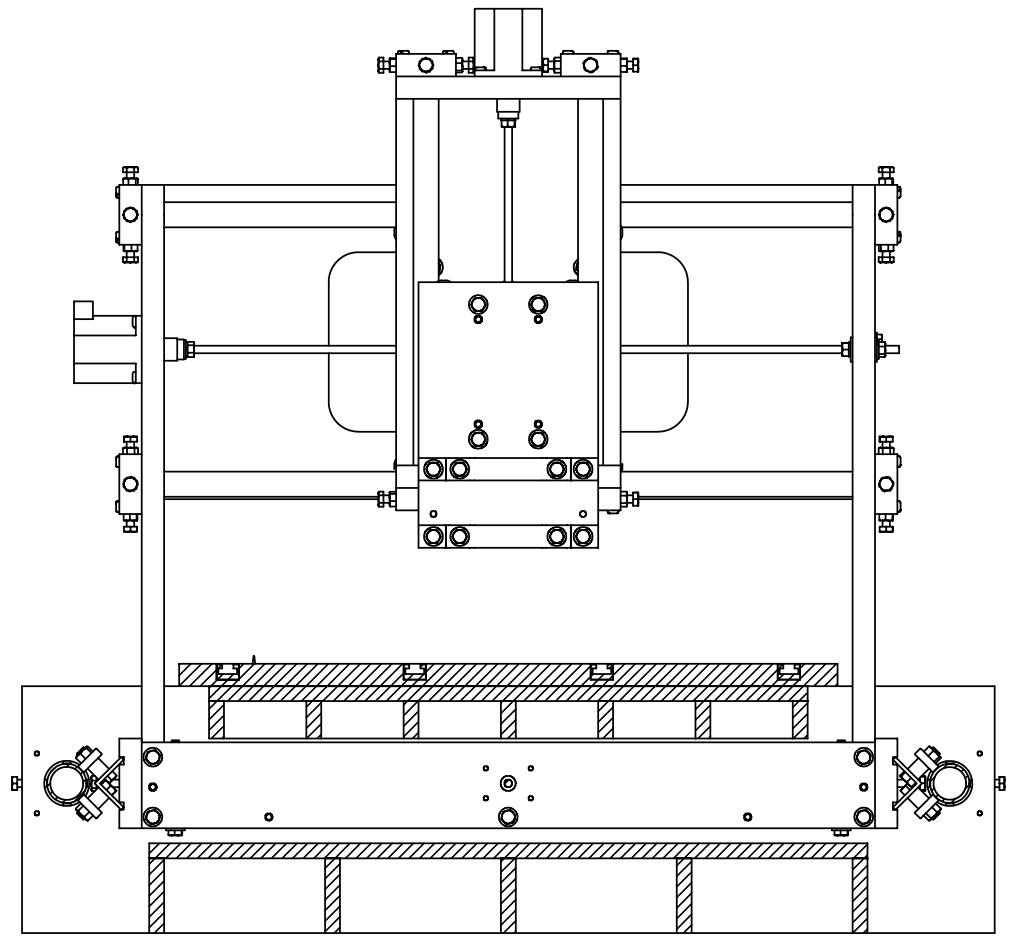
REVIZIJSKI		DATE	APPROVED
NO.	DESCRIPTION		



TITLE:	
CNC ROUTER - MAIN ASSEMBLY	
SIZE:	MODEL NAME:
D	cnc_assy01
SCALE: 1:2	NO. REQ'D:
	SHEET 5 OF 6

CNC_ASSY01

REVISED		DATE	APPROVED
NO.	DESCRIPTION		

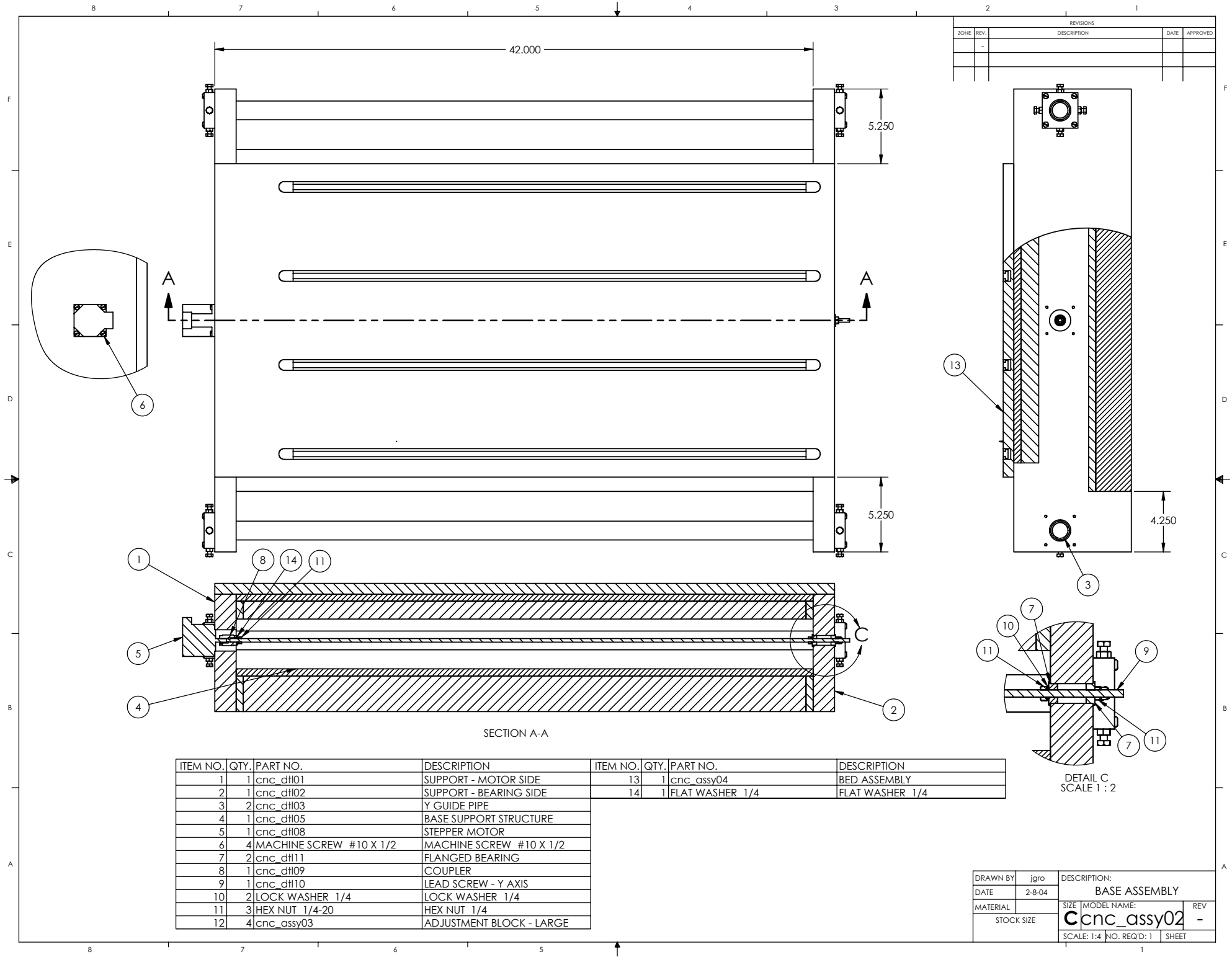


SECTION A-A

TITLE:	
CNC ROUTER - MAIN ASSEMBLY	
SIZE:	MODEL NAME:
D	cnc_assy01
SCALE: 1:2	NO. REQ'D:
	SHEET 4 OF 6

D cnc_assy01

REVISIONS				
ZONE	REV.	DESCRIPTION	DATE	APPROVED
	-			

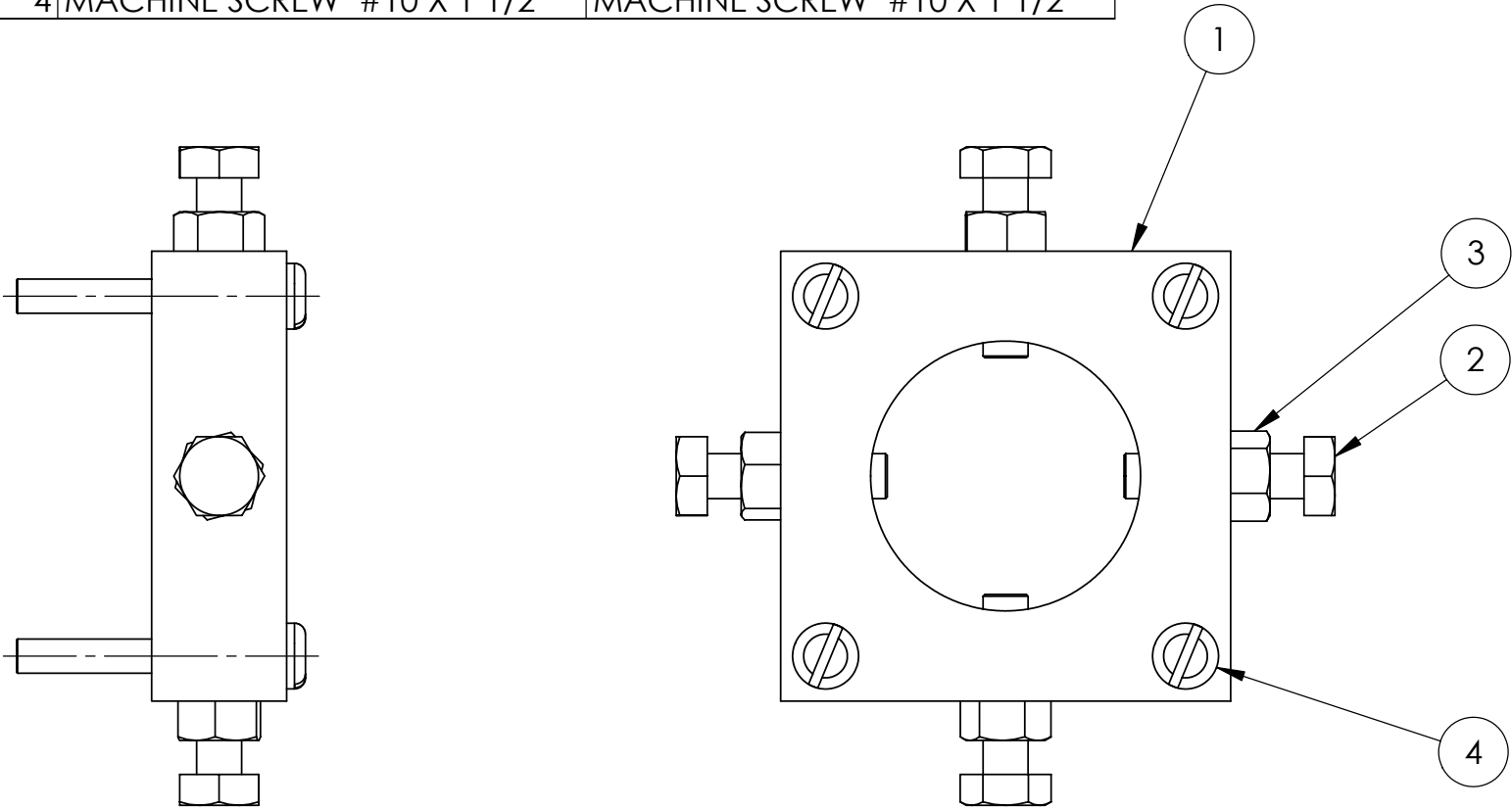


ITEM NO.	QTY.	PART NO.	DESCRIPTION	ITEM NO.	QTY.	PART NO.	DESCRIPTION
1	1	cnc_dh01	SUPPORT - MOTOR SIDE	13	1	cnc_assy04	BED ASSEMBLY
2	1	cnc_dh02	SUPPORT - BEARING SIDE	14	1	FLAT WASHER 1/4	FLAT WASHER 1/4
3	2	cnc_dh03	Y GUIDE PIPE				
4	1	cnc_dh05	BASE SUPPORT STRUCTURE				
5	1	cnc_dh08	STEPPER MOTOR				
6	4	MACHINE SCREW #10 X 1/2	MACHINE SCREW #10 X 1/2				
7	2	cnc_dh11	FLANGED BEARING				
8	1	cnc_dh09	COUPLER				
9	1	cnc_dh10	LEAD SCREW - Y AXIS				
10	2	LOCK WASHER 1/4	LOCK WASHER 1/4				
11	3	HEX NUT 1/4-20	HEX NUT 1/4				
12	4	cnc_assy03	ADJUSTMENT BLOCK - LARGE				

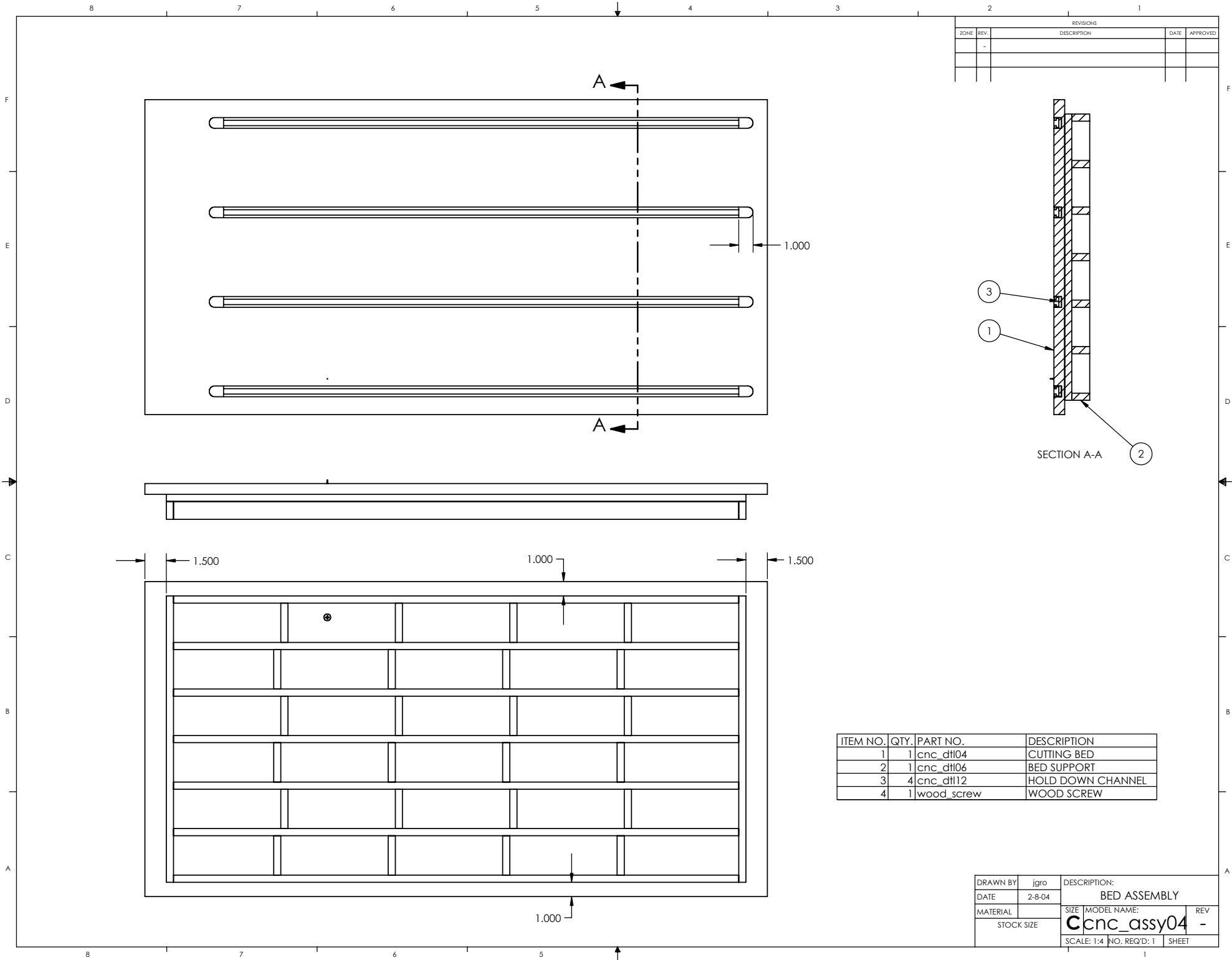
DRAWN BY	igro	DESCRIPTION:	BASE ASSEMBLY	
DATE	2-8-04	SIZE	MODEL NAME:	REV
MATERIAL	STOCK SIZE	Cnc_assy02		-
		SCALE: 1:4	NO. REQ'D: 1	SHEET

ZONE		REV.	REVISIONS	DATE	APPROVED
			DESCRIPTION		

ITEM NO.	QTY.	PART NO.	DESCRIPTION
1	1	cnc_dtl07	ADJUSTMENT BLOCK - LARGE
2	4	HEX HEAD BOLT 1/4-20 X 1	HEX HEAD BOLT 1/4-20 X 1
3	4	HEX NUT 1/4-20	HEX NUT 1/4
4	4	MACHINE SCREW #10 X 1 1/2	MACHINE SCREW #10 X 1 1/2



DRAWN BY	jgro	DESCRIPTION:		
DATE	2/8/2004	ADJUSTMENT BLOCK - LARGE		
MATERIAL		SIZE	MODEL NAME:	REV
STOCK SIZE		A	cnc_assy03	-
		SCALE: 1:1	NO. REQ'D:	SHEET



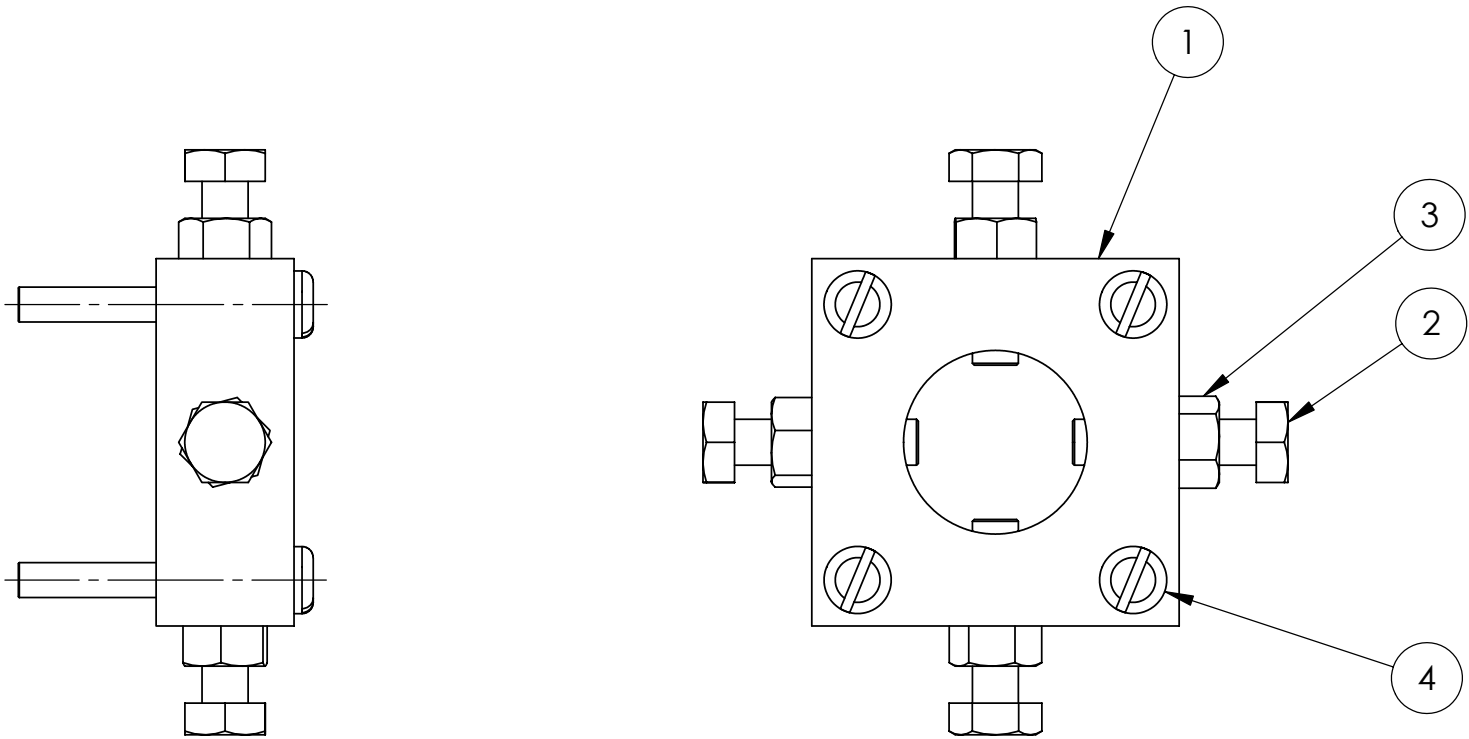
REVISIONS				
ZONE	REV.	DESCRIPTION	DATE	APPROVED
	-			

ITEM NO.	QTY.	PART NO.	DESCRIPTION
1	1	cnc_dtl04	CUTTING BED
2	1	cnc_dtl06	BED SUPPORT
3	4	cnc_dtl12	HOLD DOWN CHANNEL
4	1	wood_screw	WOOD SCREW

DRAWN BY	jgro	DESCRIPTION:	BED ASSEMBLY
DATE	2-8-04	SIZE	MODEL NAME: Ccnc_assy04 REV -
MATERIAL	STOCK SIZE	SCALE: 1:4	NO. REQ'D: 1 SHEET

ZONE		REV.	REVISIONS	DATE	APPROVED
			DESCRIPTION		

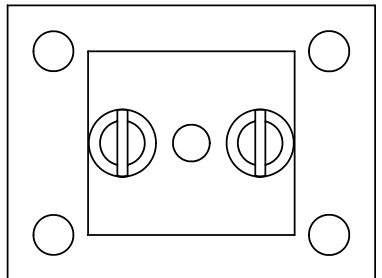
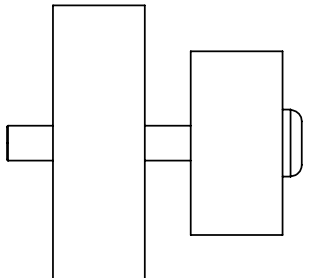
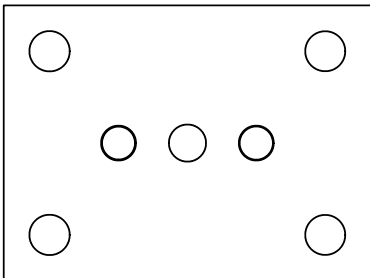
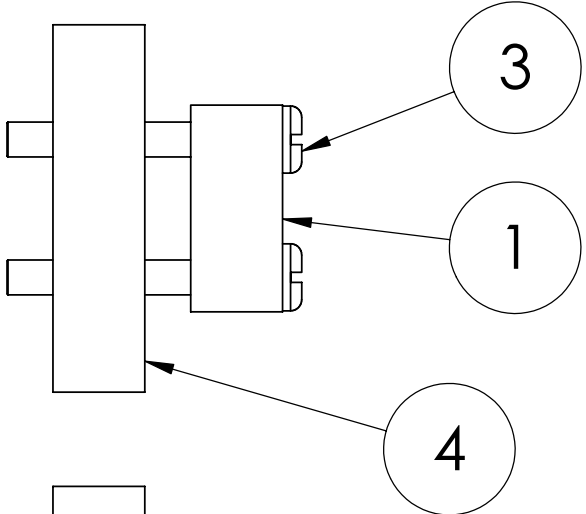
ITEM NO.	QTY.	PART NO.	DESCRIPTION
1	1	cnc_dfl13	ADJUSTMENT BLOCK - SMALL
2	4	HEX HEAD BOLT 1/4-20 X 1	HEX HEAD BOLT 1/4-20 X 1
3	4	HEX NUT 1/4-20	HEX NUT 1/4
4	4	MACHINE SCREW #10 X 1 1/2	MACHINE SCREW #10 X 1 1/2



DRAWN BY	jgro	DESCRIPTION:		
DATE	2/11/2004	ADJUSTMENT BLOCK ASSY		
MATERIAL		SIZE	MODEL NAME:	REV
STOCK SIZE		A	cnc_assy05	-
		SCALE: 1:1	NO. REQ'D: 8	SHEET

ZONE		REV.	REVISIONS	DATE	APPROVED
			DESCRIPTION		

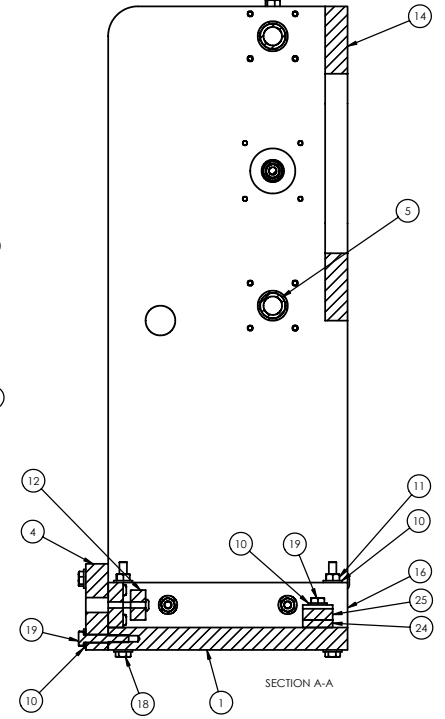
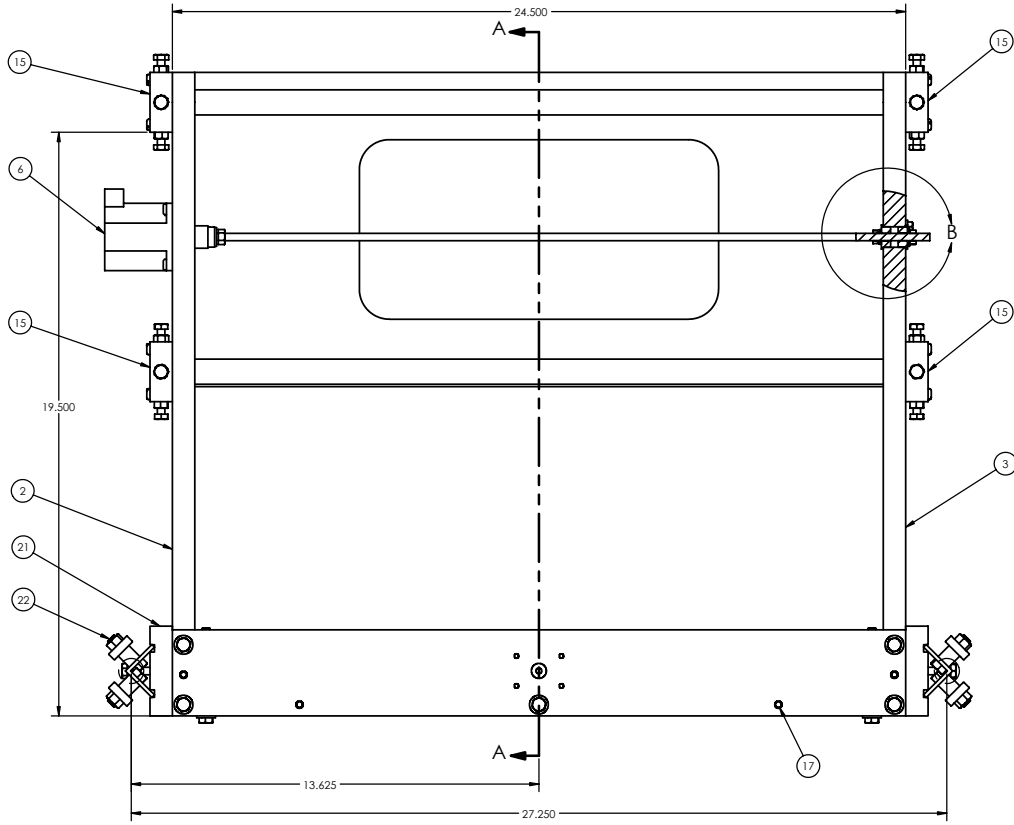
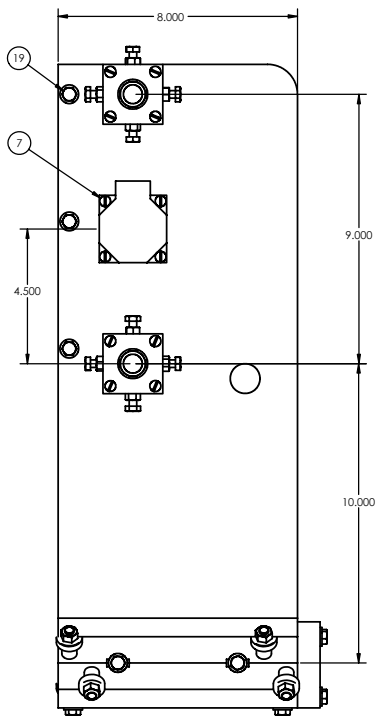
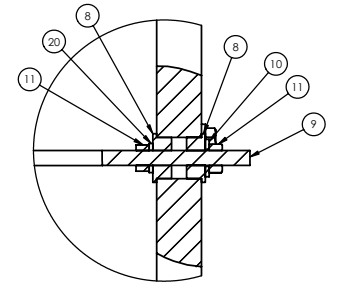
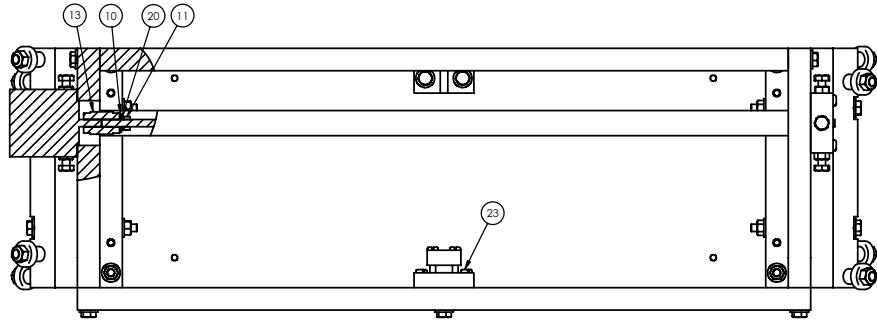
ITEM NO.	QTY.	PART NO.	DESCRIPTION
1	1	cnc_dtl15	NUT TENSIONER
3	2	MACHINE SCREW #10 X 1 1/2	MACHINE SCREW #10 X 1 1/2
4	1	cnc_dtl14	ANTI-BACKLASH NUT



DRAWN BY	jgro	DESCRIPTION:		
DATE	2/11/2004	ANTI-BACKLASH NUT ASSEMBLY		
MATERIAL		SIZE	MODEL NAME:	REV
STOCK SIZE		A	cnc_assy06	-
		SCALE: 1:1	NO. REQ'D: 3	SHEET

ITEM NO.	QTY.	PART NO.	DESCRIPTION
1	1	cnc_d#118	GANTRY - BOTTOM
2	1	cnc_d#116	GANTRY - LEFT SIDE
3	1	cnc_d#117	GANTRY - RIGHT SIDE
4	1	cnc_d#120	GANTRY - FRONT
5	2	cnc_d#128	X GUIDE PIPE
6	1	cnc_d#108	STEPPER MOTOR
7	4	MACHINE SCREW #10 X 3/4	MACHINE SCREW #10 X 1
8	2	cnc_d#111	FLANGED BEARING
9	1	cnc_d#122	X AXIS LEAD SCREW
10	27	FLAT WASHER 1/4	FLAT WASHER 1/4
11	11	HEX NUT 1/4-20	HEX NUT 1/4
12	1	cnc_assy04	ANTI-BACKLASH NUT ASSEMBLY
13	1	cnc_d#109	COUPLER
14	1	cnc_d#119	GANTRY - REAR BRACE
15	4	cnc_assy05	ADJUSTMENT BLOCK ASSY
16	2	cnc_d#121	GANTRY - CORNER BLOCK
17	12	dowel pin	250 DIA X 1.50 LG.
18	4	HEX HEAD BOLT 1/4-20 X 3	HEX HEAD BOLT 1/4-20 X 3
19	13	HEX HEAD BOLT 1/4-20 X 1 1/2	HEX HEAD BOLT 1/4-20 X 1 1/2
20	2	LOCK WASHER 1/4	LOCK WASHER 1/4
21	2	cnc_d#130	Y BEARING BLOCK
22	2	cnc_assy08	Y LINEAR GUIDE ASSY
23	4	MACHINE SCREW #10 X 1	MACHINE SCREW #10 X 1
24	1	cnc_d#124	ANTI-WHIP BLOCK SPACER
25	1	cnc_d#123	ANTI-WHIP BLOCK

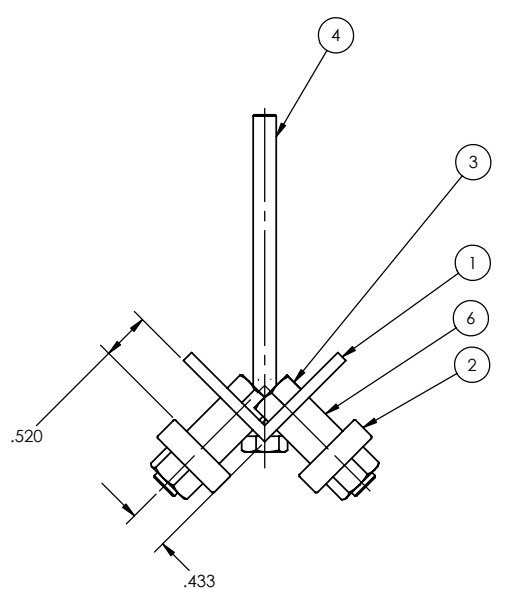
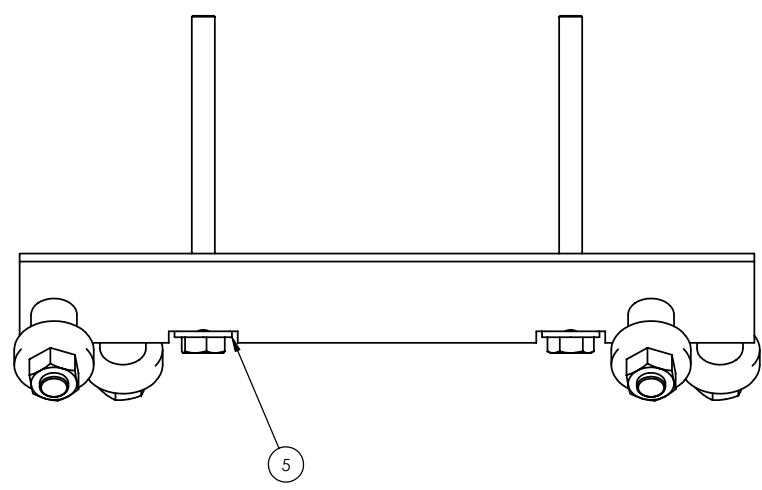
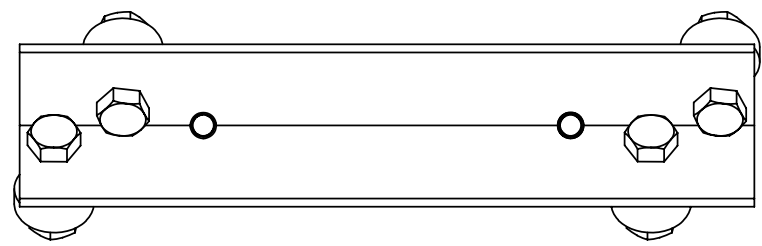
REVISES		DATE	APPROVED
NO.	DESCRIPTION		



DRAWN BY	igra	DESCRIPTION:	GANTRY ASSEMBLY
DATE	2/13/2004	SIZE:	MODEL NAME:
MATERIAL		STOCK SIZE	Dcnc_assy07
		SCALE: 1:2	NO. REG'D: 1
			SHEET

Dcnc_assy07

REVISIONS				
ZONE	REV.	DESCRIPTION	DATE	APPROVED
	-			

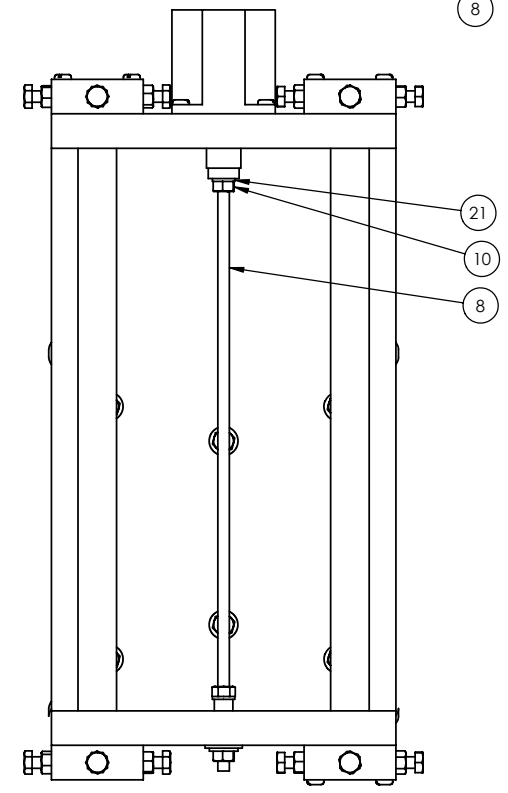
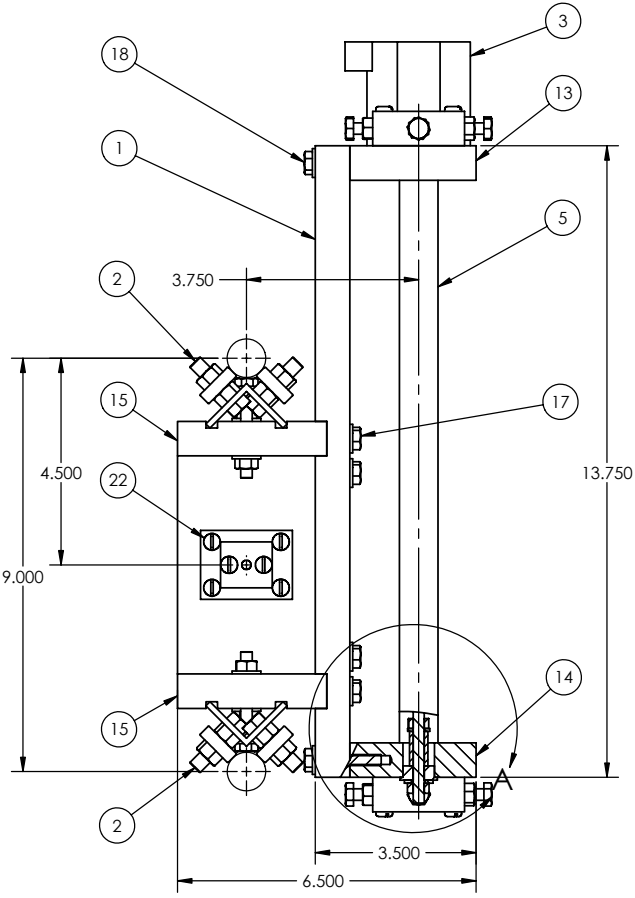
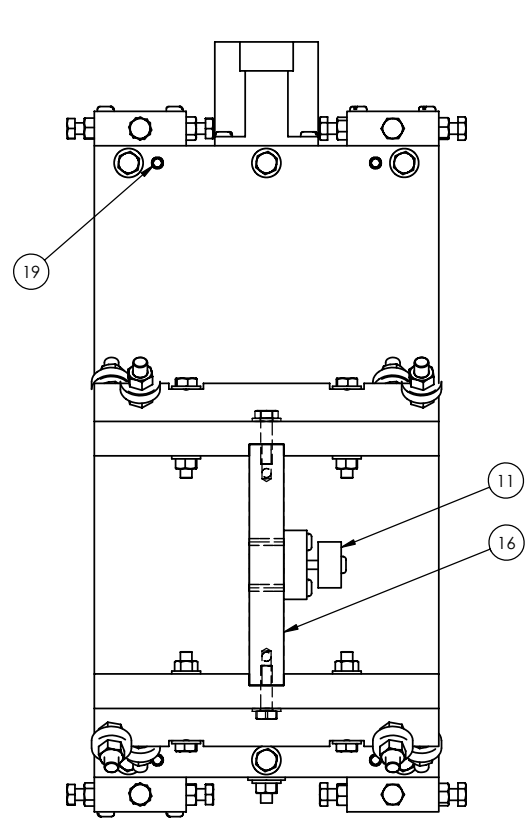
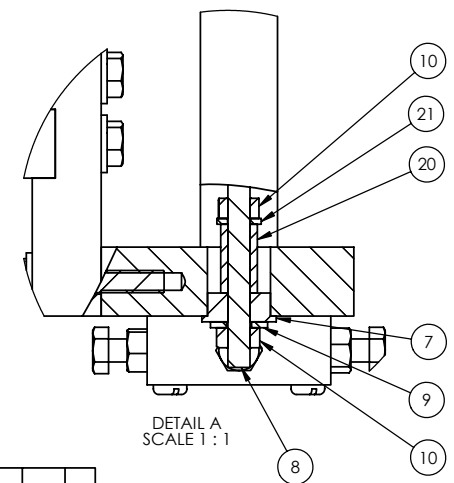
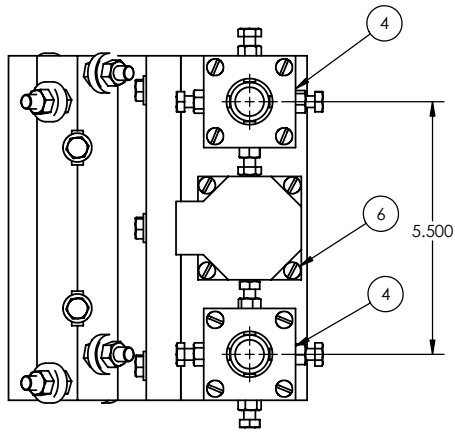


ITEM NO.	QTY.	PART NO.	DESCRIPTION
1	1	cnc_dtl25	Y LINEAR BEARING
2	4	cnc_dtl27	SKATE BEARING
3	4	HEX HEAD BOLT 5/16-18 X 1 1/4	HEX HEAD BOLT 5/16-18 X 1 1/2
4	2	HEX HEAD BOLT 1/4-20 X 3 1/2	HEX HEAD BOLT 1/4-20 X 3 1/2
5	2	FLAT WASHER 1/4	FLAT WASHER 1/4
6	4	cnc_dtl26	Y LINEAR GUIDE SPACER
7	4	HEX NUT 5/16-18	HEX NUT 5/16

DRAWN BY	jgro	DESCRIPTION:	Y LINEAR GUIDE ASSY
DATE	2-14-04	SIZE	MODEL NAME:
MATERIAL	STOCK SIZE	Cnc_assy08	
		NO. REQ'D:	2
		SHEET	1

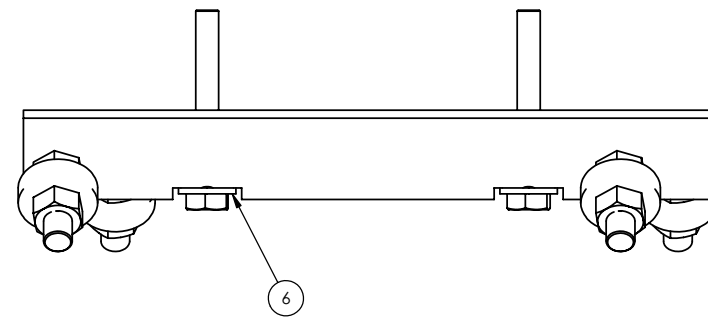
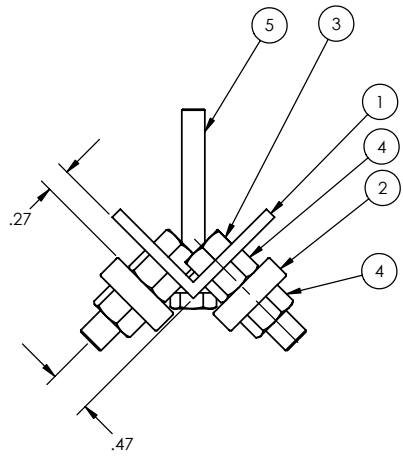
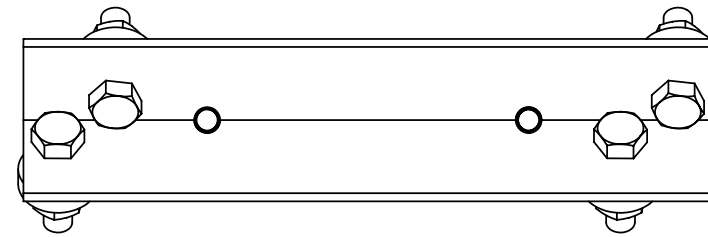
ITEM NO.	QTY.	PART NO.	DESCRIPTION
1	1	cnc_dtl31	X AXIS PLATFORM
2	2	cnc_assy10	X AXIS LINEAR GUIDE ASSY
3	1	cnc_dtl08	STEPPER MOTOR
4	4	cnc_assy05	ADJUSTMENT BLOCK ASSY
5	2	cnc_dtl35	Z AXIS GUIDE PIPE
6	4	MACHINE SCREW #10 X 3/4	MACHINE SCREW #10 X 1
7	1	cnc_dtl11	FLANGED BEARING
8	1	cnc_dtl36	Z AXIS LEAD SCREW
9	19	FLAT WASHER 1/4	FLAT WASHER 1/4
10	7	HEX NUT 1/4-20	HEX NUT 1/4
11	1	cnc_assy06	ANTI-BACKLASH NUT ASSEMBLY
12	1	cnc_dtl09	COUPLER
13	1	cnc_dtl32	X AXIS TOP PLATE
14	1	cnc_dtl33	X AXIS BOTTOM PLATE
15	2	cnc_dtl34	X AXIS BEARING MOUNT
16	1	cnc_dtl37	X AXIS NUT SUPPORT
17	8	HEX HEAD BOLT 1/4-20 X 1	HEX HEAD BOLT 1/4-20 X 1
18	6	HEX HEAD BOLT 1/4-20 X 1 1/2	HEX HEAD BOLT 1/4-20 X 1 1/2
19	4	dowel_pin	.250 DIA X 1.50 LG.
20	1	cnc_dtl29	SPACER - SMALL
21	2	LOCK WASHER 1/4	LOCK WASHER 1/4
22	1	MACHINE SCREW #10 X 1 1/4	MACHINE SCREW #10 X 1
23	3	MACHINE SCREW #10 X 1	MACHINE SCREW #10 X 1

REVISIONS				
ZONE	REV.	DESCRIPTION	DATE	APPROVED
	-			



DRAWN BY	igro	DESCRIPTION:	X AXIS ASSEMBLY
DATE	2/13/2004	SIZE	MODEL NAME: REV
MATERIAL	STOCK SIZE	C	cnc_assy09 -
SCALE: 1:2		NO. REQ'D: 1	SHEET

REVISIONS				
ZONE	REV.	DESCRIPTION	DATE	APPROVED
	-			

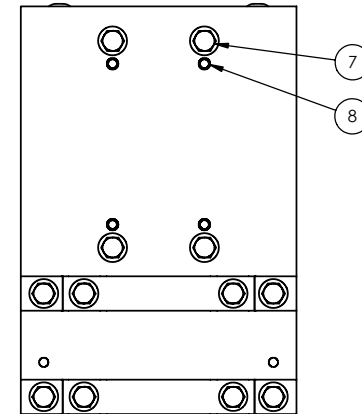
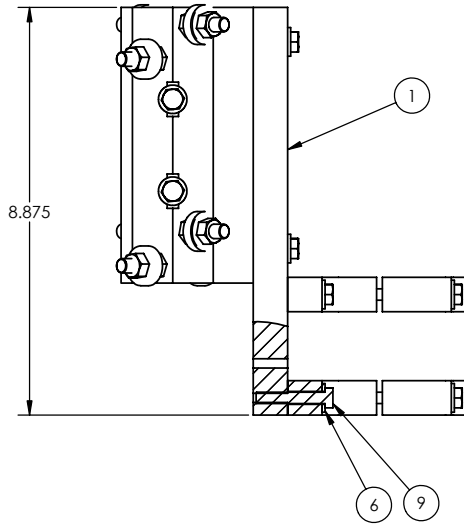
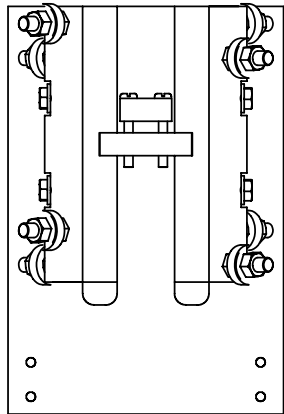
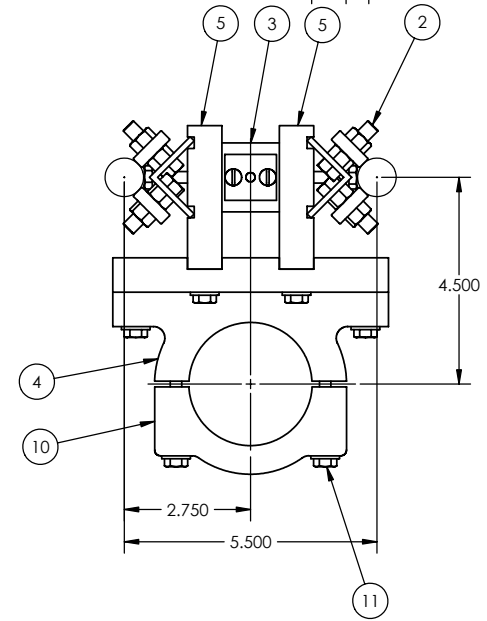


ITEM NO.	QTY.	PART NO.	DESCRIPTION
1	1	cnc_dtl38	X LINEAR BEARING
2	4	cnc_dtl27	SKATE BEARING
3	4	HEX HEAD BOLT 5/16-18 X 1 1/4	HEX HEAD BOLT 5/16-18 X 1 1/2
4	8	HEX NUT 5/16-18	HEX NUT 5/16
5	2	HEX HEAD BOLT 1/4-20 X 2	HEX HEAD BOLT 1/4-20 X 2
6	2	FLAT WASHER 1/4	FLAT WASHER 1/4

DRAWN BY	jgro	DESCRIPTION:	X AXIS LINEAR GUIDE ASSY
DATE	2/13/2004	SIZE	MODEL NAME:
MATERIAL	STOCK SIZE	Cnc_assy10 - REV	
		SCALE: 1:1	NO. REQ'D: 2 SHEET

ITEM NO.	QTY.	PART NO.	DESCRIPTION
1	1	cnc_dtl39	Z AXIS PLATFORM
2	2	cnc_assy12	Z AXIS LINEAR GUIDE ASSY
3	1	cnc_assy06	ANTI-BACKLASH NUT ASSEMBLY
4	2	cnc_dtl41	ROUTER CLAMP BASE
5	2	cnc_dtl40	Z AXIS BEARING SUPPORT
6	12	FLAT WASHER 1/4	FLAT WASHER 1/4
7	4	HEX HEAD BOLT 1/4-20 X 1	HEX HEAD BOLT 1/4-20 X 1
8	4	dowel_pin	.250 DIA X 1.50 LG.
9	4	HEX HEAD BOLT 1/4-20 X 1 1/2	HEX HEAD BOLT 1/4-20 X 1 1/2
10	2	cnc_dtl42	ROUTER CLAMP
11	4	HEX HEAD BOLT 1/4-20 X 2	HEX HEAD BOLT 1/4-20 X 2

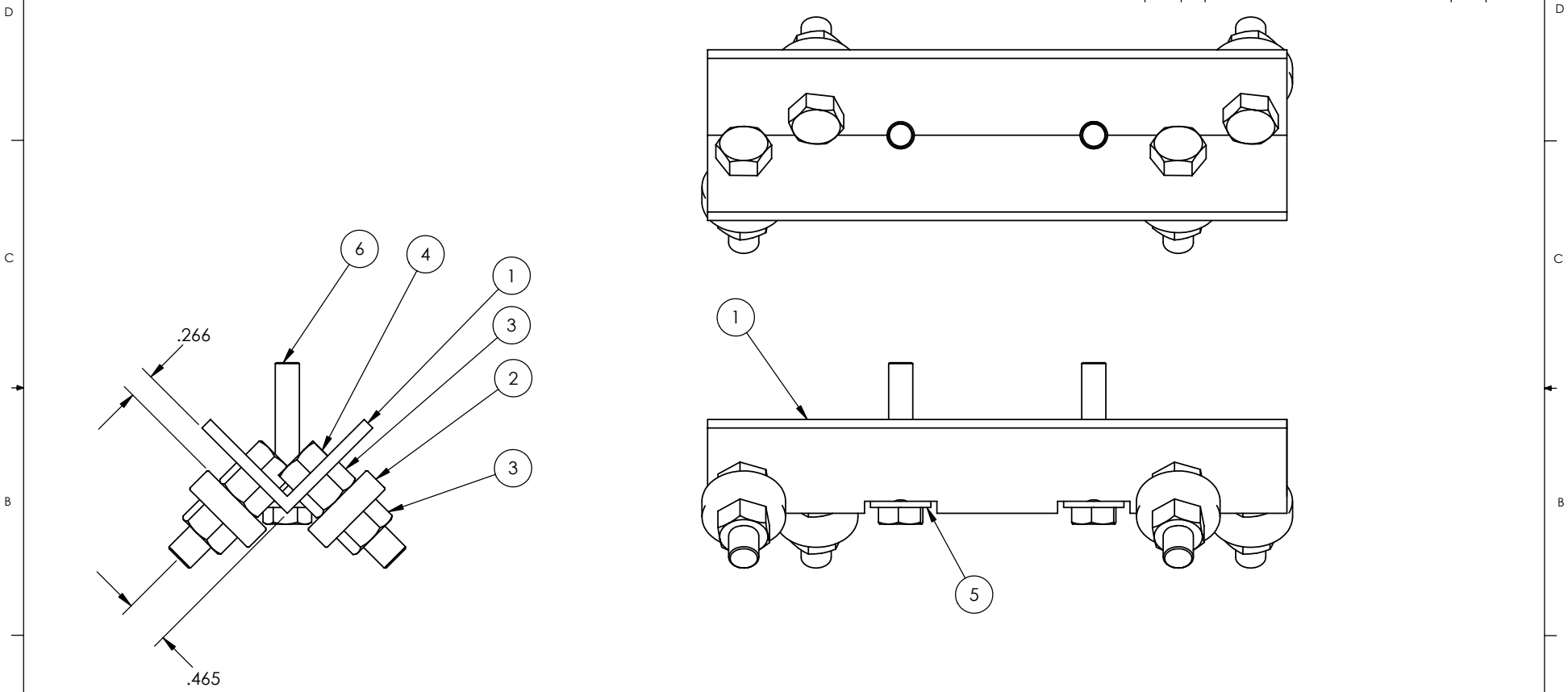
REVISIONS				
ZONE	REV.	DESCRIPTION	DATE	APPROVED



DRAWN BY	jgro	DESCRIPTION:	Z AXIS ASSEMBLY
DATE	2/13/2004	SIZE	MODEL NAME: REV
MATERIAL	STOCK SIZE	Cnc_assy11	-
		SCALE: 1:2	NO. REQ'D: 1 SHEET

8 7 6 5 4 3 2 1

REVISIONS				
ZONE	REV.	DESCRIPTION	DATE	APPROVED
	-			



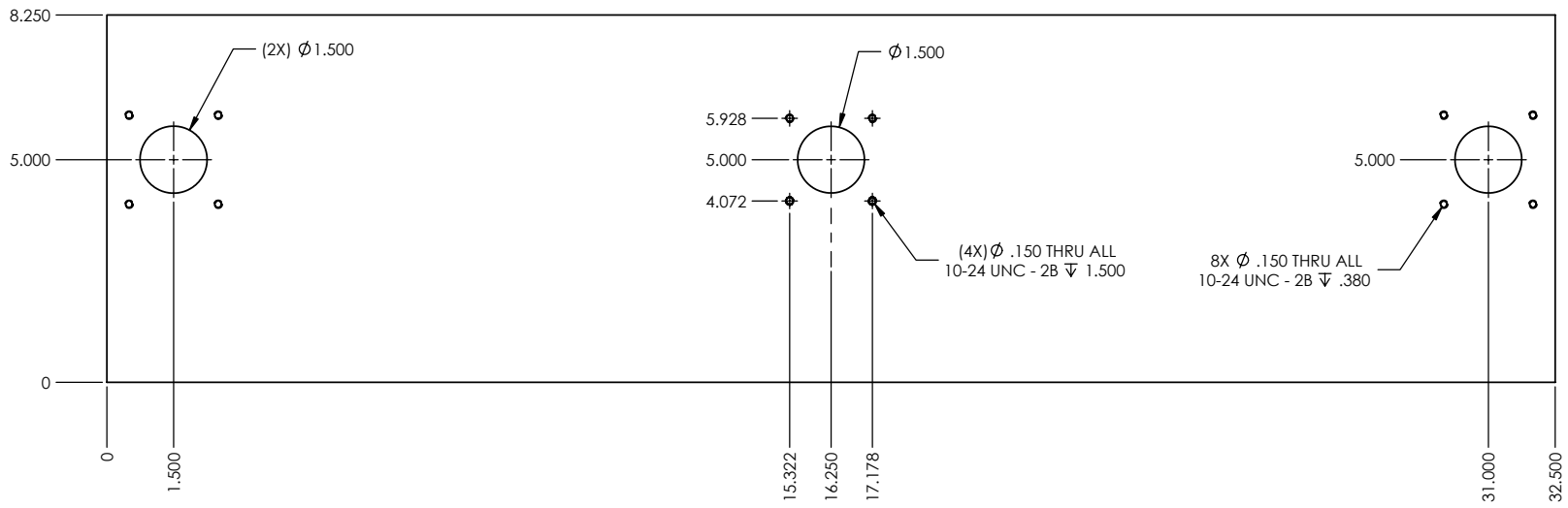

ITEM NO.	QTY.	PART NO.	DESCRIPTION
1	1	cnc_dtl43	Z AXIS LINEAR BEARING
2	4	cnc_dtl27	SKATE BEARING
3	8	HEX NUT 5/16-18	HEX NUT 5/16
4	4	HEX HEAD BOLT 5/16-18 X 1 1/4	HEX HEAD BOLT 5/16-18 X 1 1/2
5	2	FLAT WASHER 1/4	FLAT WASHER 1/4
6	2	HEX HEAD BOLT 1/4-20 X 1 1/2	HEX HEAD BOLT 1/4-20 X 1 1/2

DRAWN BY	jgro	DESCRIPTION:		
DATE	2-13-04	Z AXIS LINEAR GUIDE ASSY		
MATERIAL		SIZE	MODEL NAME:	REV
STOCK SIZE		B	cnc_assy12	-
		SCALE: 1:1	NO. REQ'D: 2	SHEET

8 7 6 5 4 3 2 1

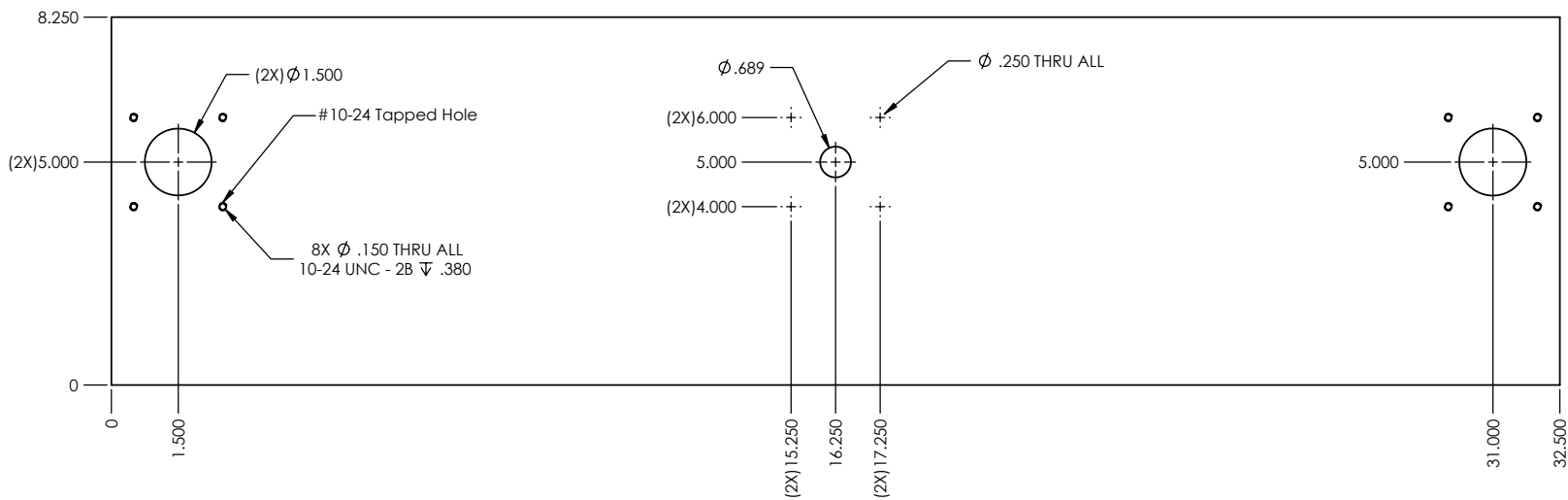
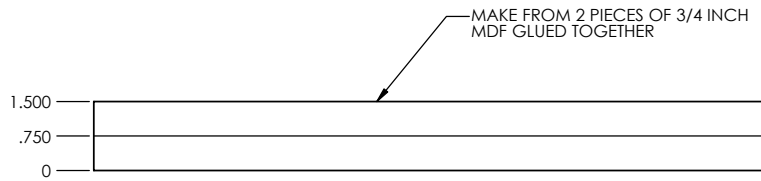
REVISIONS				
ZONE	REV.	DESCRIPTION	DATE	APPROVED
	-			

MAKE FROM 2 PIECES OF 3/4 INCH
MDF GLUED TOGETHER



DRAWN BY	jgro	DESCRIPTION:	SUPPORT - MOTOR SIDE	
DATE	2/5/2004	SIZE	MODEL NAME:	REV
MATERIAL	MDF	C	cnc_dtl01	-
STOCK SIZE			SCALE: 1:2	NO. REQ'D:
1.5 x 8.25 x 16.25				

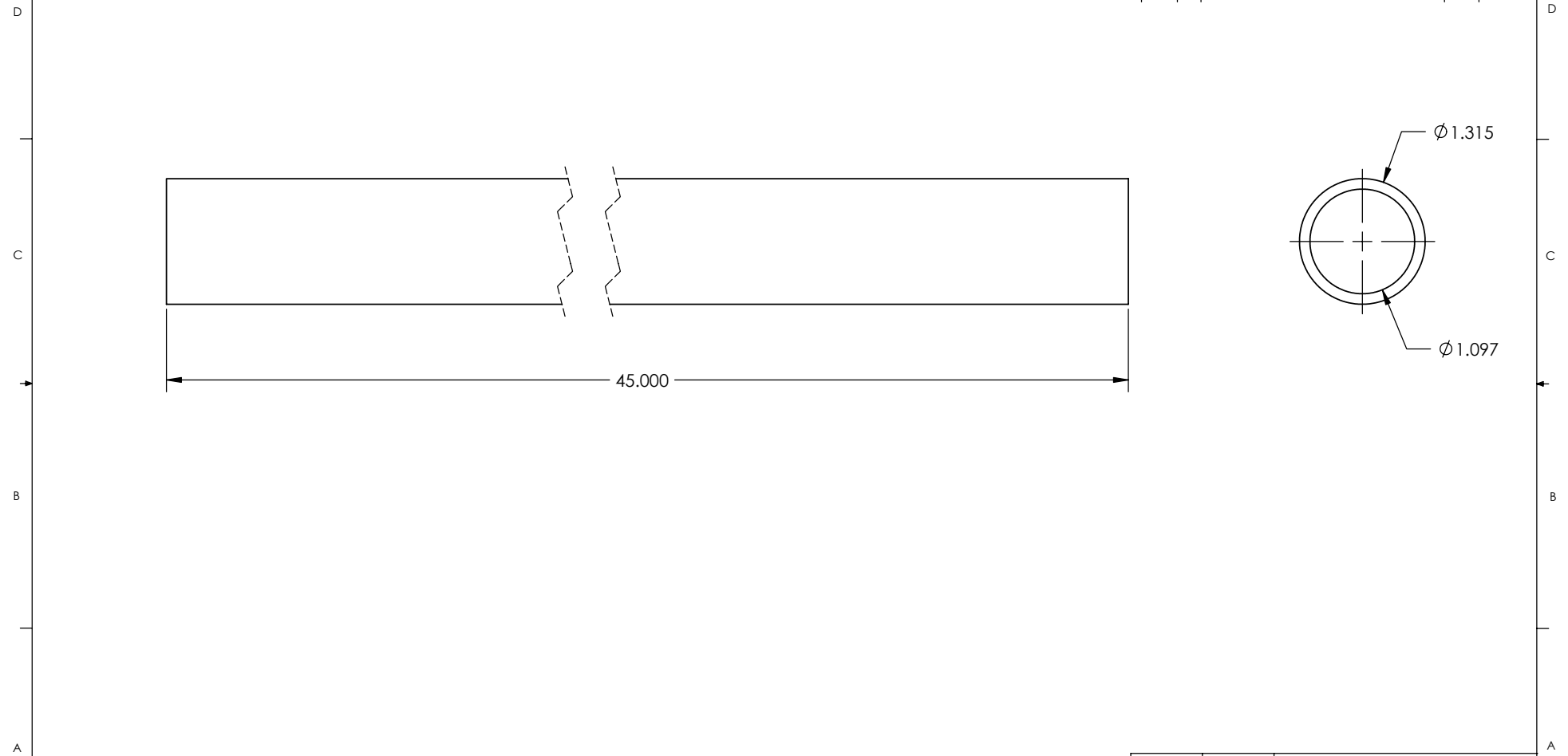
REVISIONS				
ZONE	REV.	DESCRIPTION	DATE	APPROVED
	-			



DRAWN BY	jgro	DESCRIPTION:	SUPPORT - BEARING SIDE		
DATE	2/5/2004	SIZE	MODEL NAME:	REV	
MATERIAL	MDF	STOCK SIZE		cnc_dt102	-
	1.50 x 8.25 x 16.25	SCALE: 1:2	NO. REQ'D: 1	SHEET	

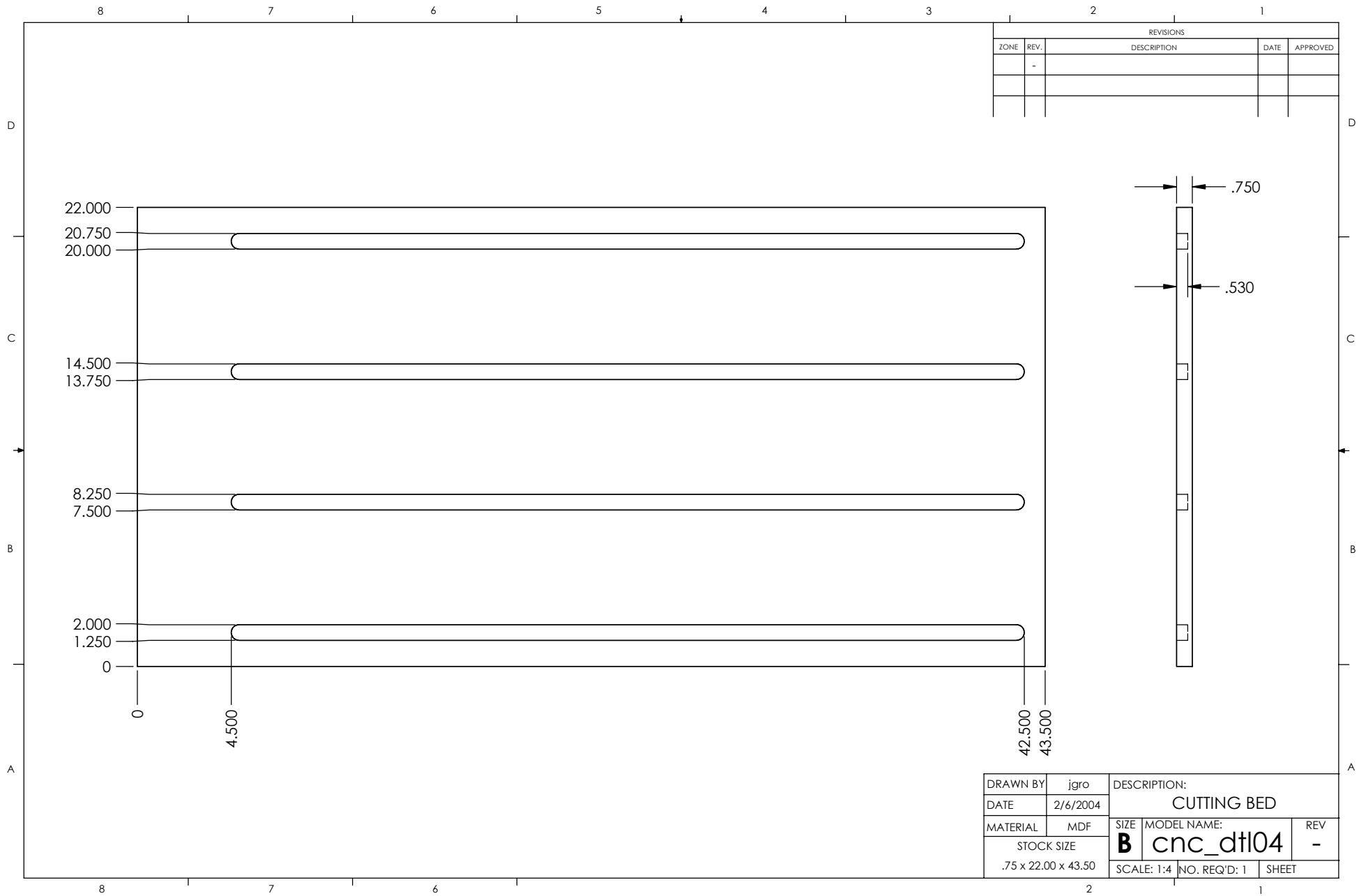
8 7 6 5 4 3 2 1

REVISIONS				
ZONE	REV.	DESCRIPTION	DATE	APPROVED
	-			



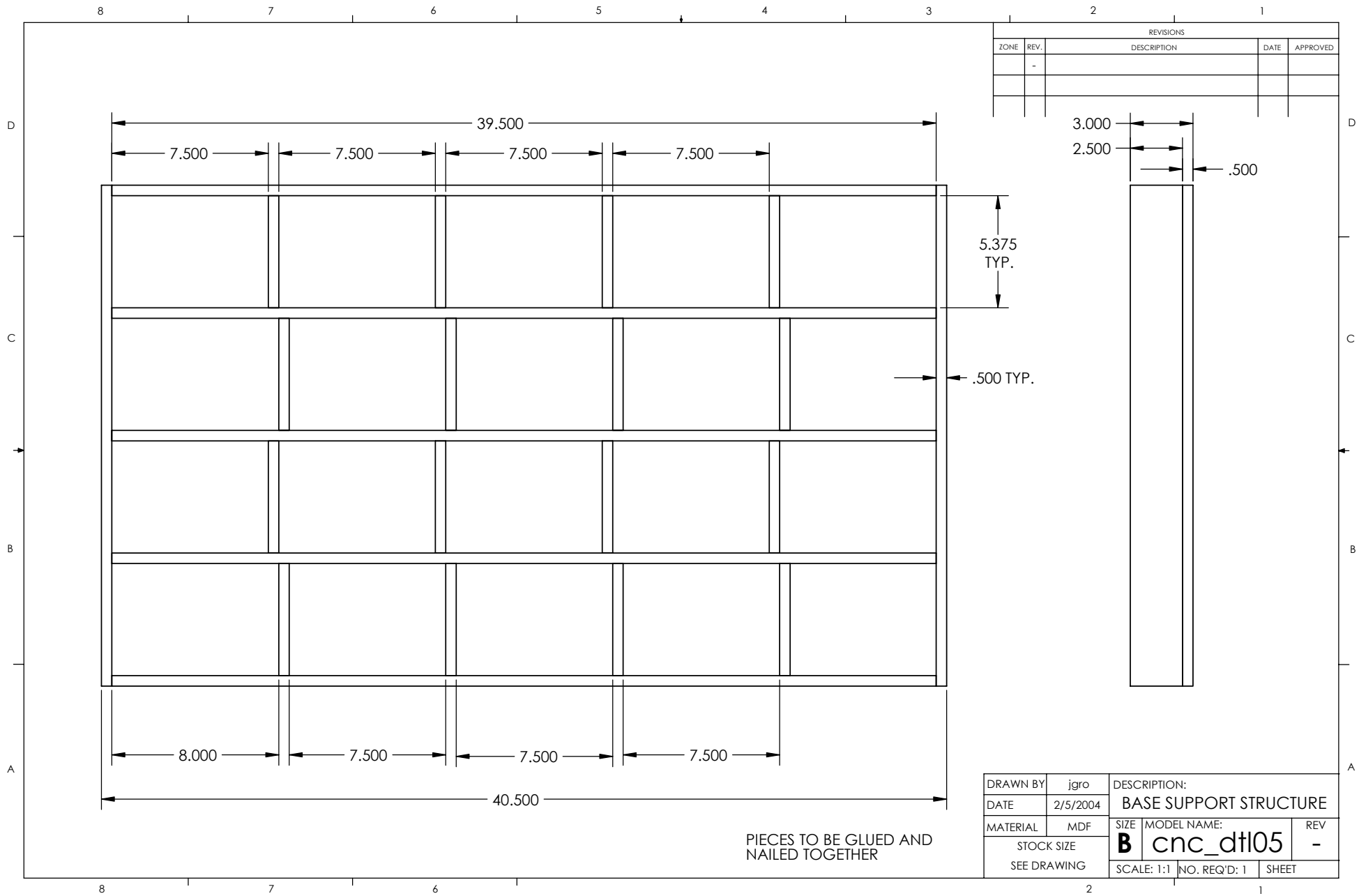
DRAWN BY	jgro	DESCRIPTION:		
DATE	2/6/2004	Y GUIDE PIPE		
MATERIAL	1" GAS PIPE	SIZE	MODEL NAME:	REV
STOCK SIZE		B	cnc_dtl03	-
1.315 x 45.00		SCALE: 1:1	NO. REQ'D: 2	SHEET

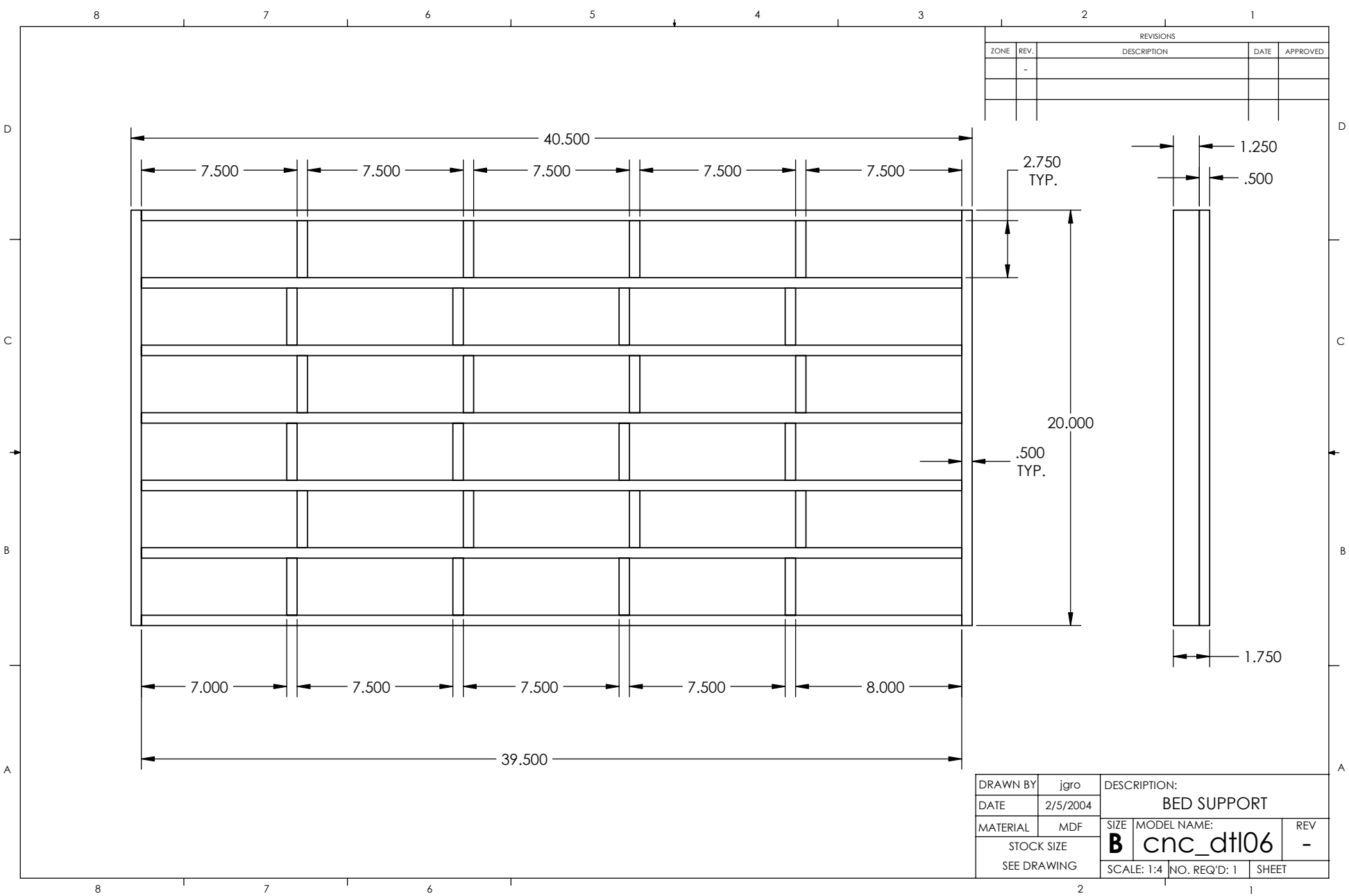
8 7 6 5 4 3 2 1



REVISIONS				
ZONE	REV.	DESCRIPTION	DATE	APPROVED
	-			

DRAWN BY	jgro	DESCRIPTION:		
DATE	2/6/2004	CUTTING BED		
MATERIAL	MDF	SIZE	MODEL NAME:	REV
STOCK SIZE		B	cnc_dtl04	-
.75 x 22.00 x 43.50		SCALE: 1:4	NO. REQ'D: 1	SHEET

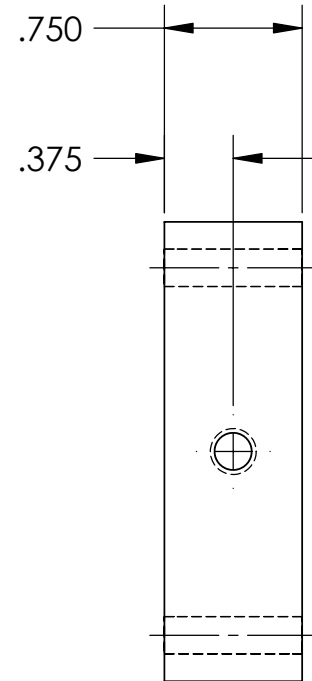
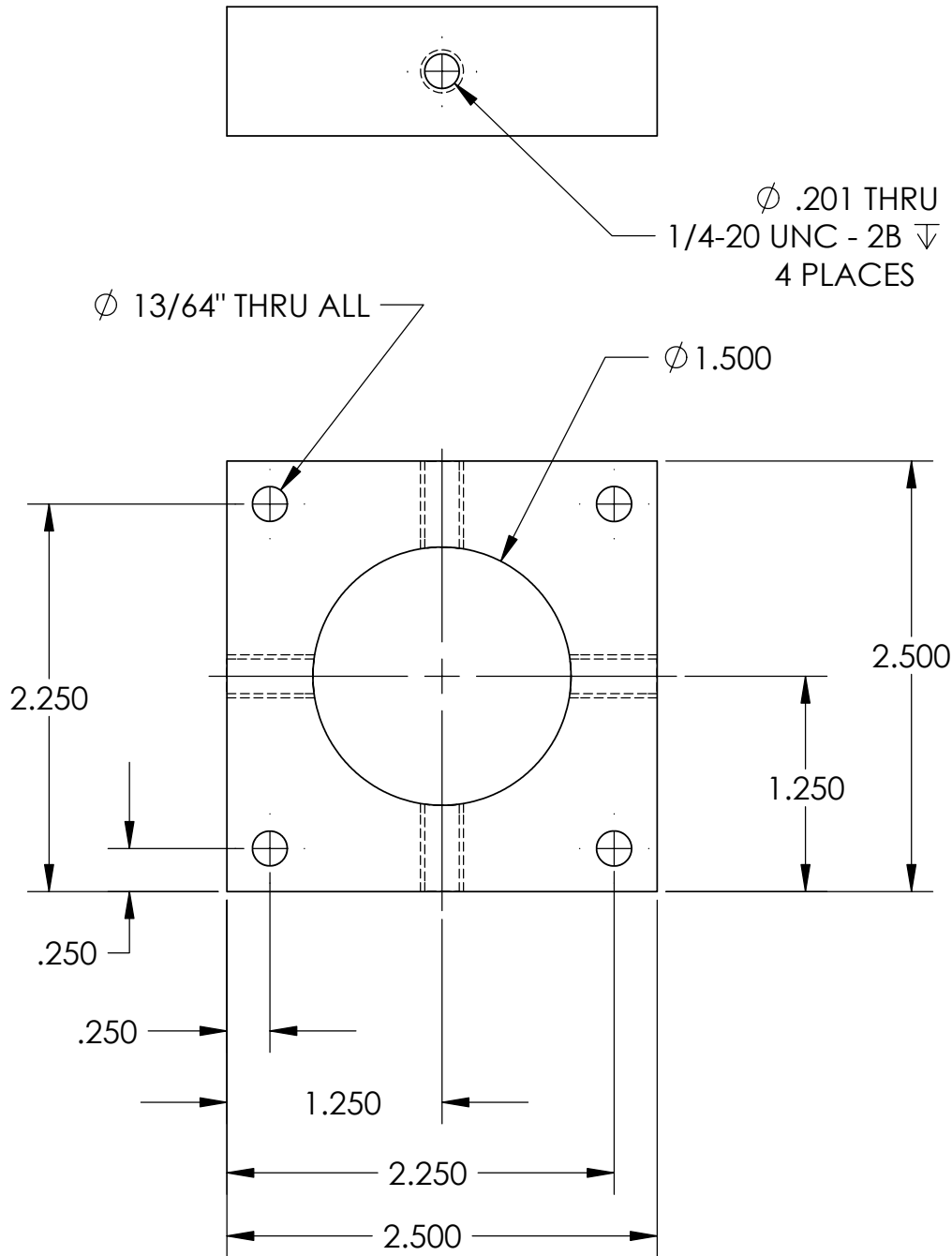




REVISIONS				
ZONE	REV.	DESCRIPTION	DATE	APPROVED
	-			

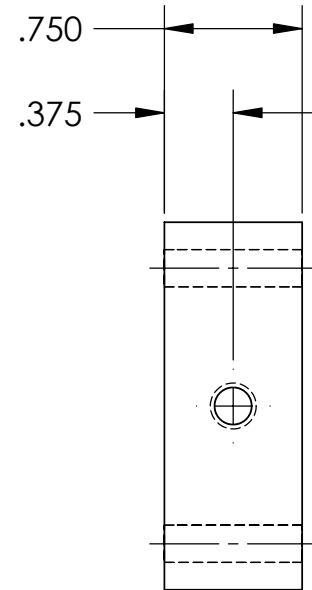
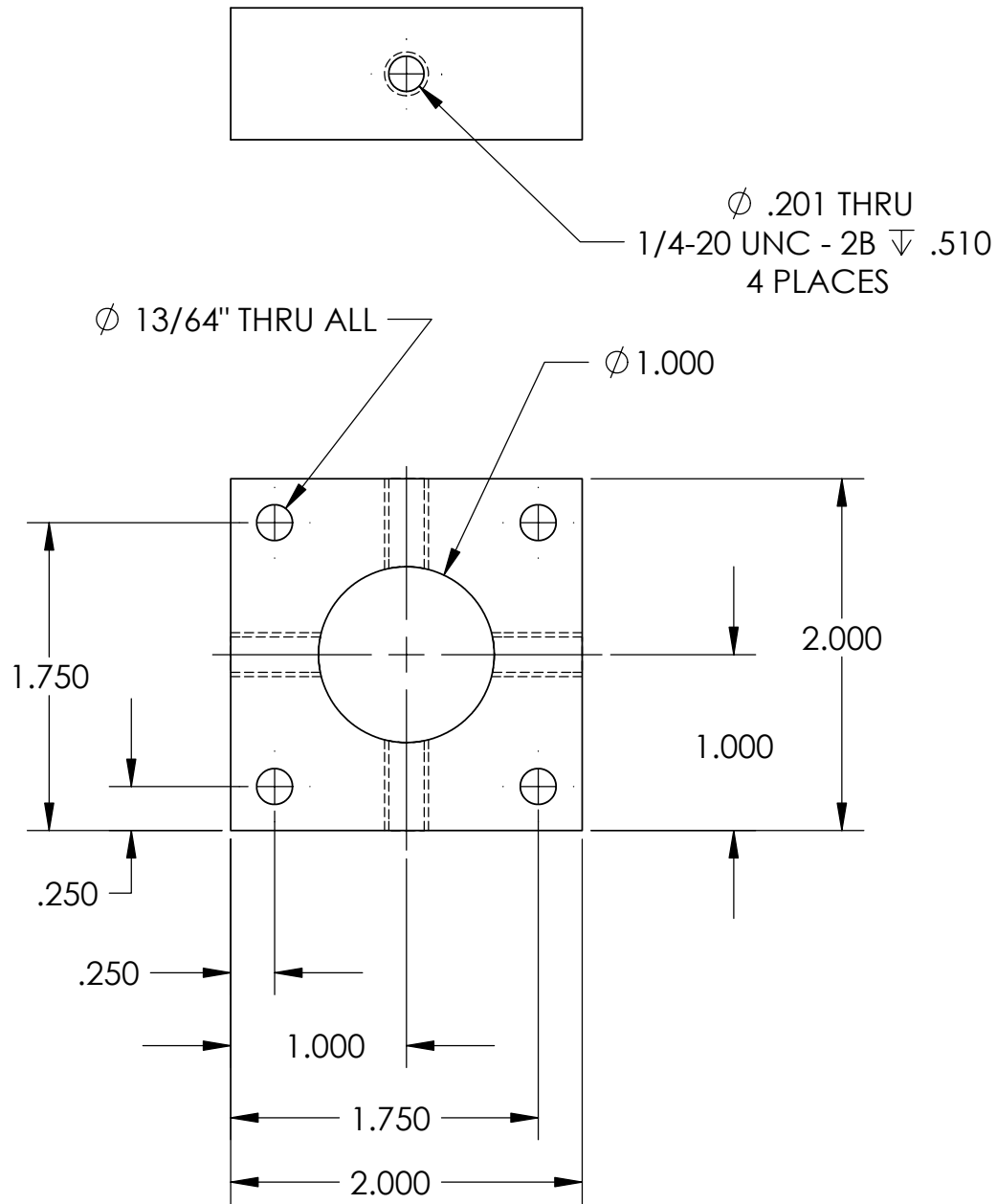
DRAWN BY	jgro	DESCRIPTION:		
DATE	2/5/2004	BED SUPPORT		
MATERIAL	MDF	SIZE	MODEL NAME:	REV
STOCK SIZE		B	cnc_dtl06	-
SEE DRAWING		SCALE: 1:4	NO. REQ'D: 1	SHEET

REVISIONS		DATE	APPROVED
ZONE	REV.	DESCRIPTION	



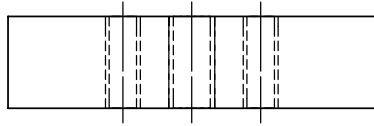
DRAWN BY	jgro	DESCRIPTION:	
DATE	2/6/2004	ADJUSTMENT BLOCK - LARGE	
MATERIAL	MDF	SIZE	MODEL NAME:
STOCK SIZE		A	cnc_dtl07
2.50 x 2.50 x .75		REV	-
SCALE: 1:1		NO. REQ'D:	SHEET

REVISIONS		DATE	APPROVED
ZONE	REV.	DESCRIPTION	



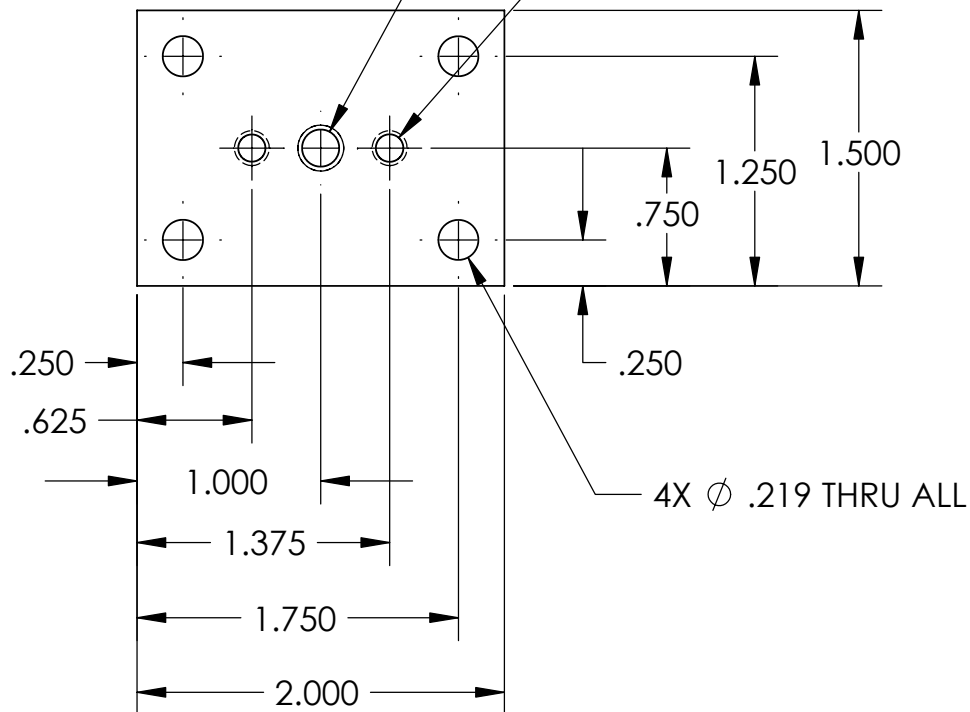
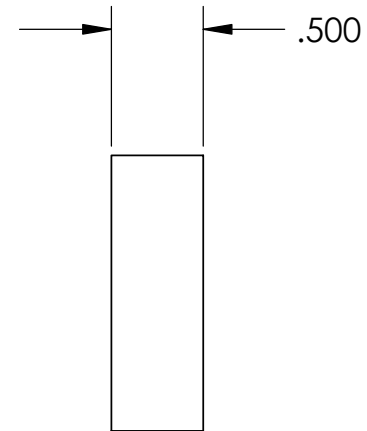
DRAWN BY	jgro	DESCRIPTION:	
DATE	2/11/2004	ADJUSTMENT BLOCK - SMALL	
MATERIAL	MDF	SIZE	MODEL NAME:
STOCK SIZE		A	cnc_dtl13
.75 x 2.00 x 2.00		NO. REQ'D: 8	REV
		SHEET	-

REVISIONS		DATE	APPROVED
ZONE	REV.	DESCRIPTION	



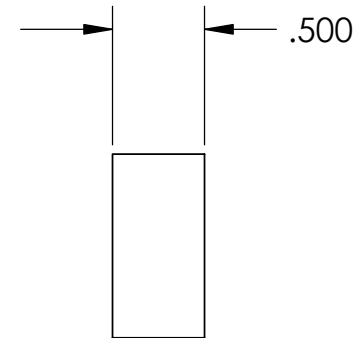
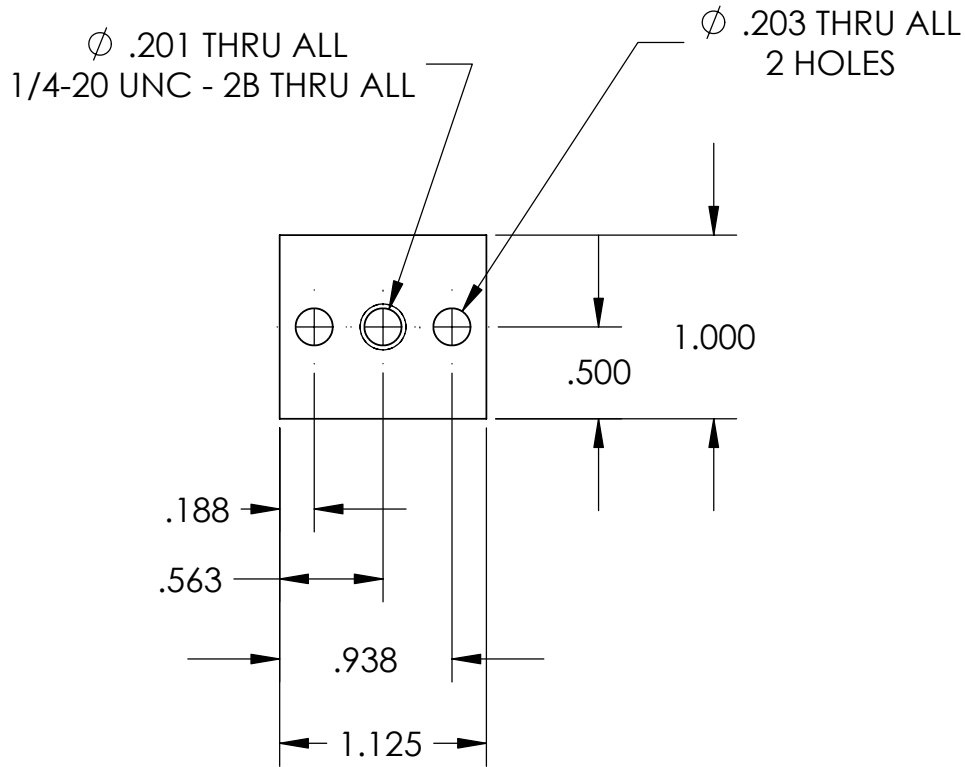
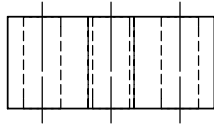
ϕ .201 THRU ALL
1/4-20 UNC - 2B THRU ALL

ϕ .150 THRU ALL
10-24 UNC - 2B THRU ALL

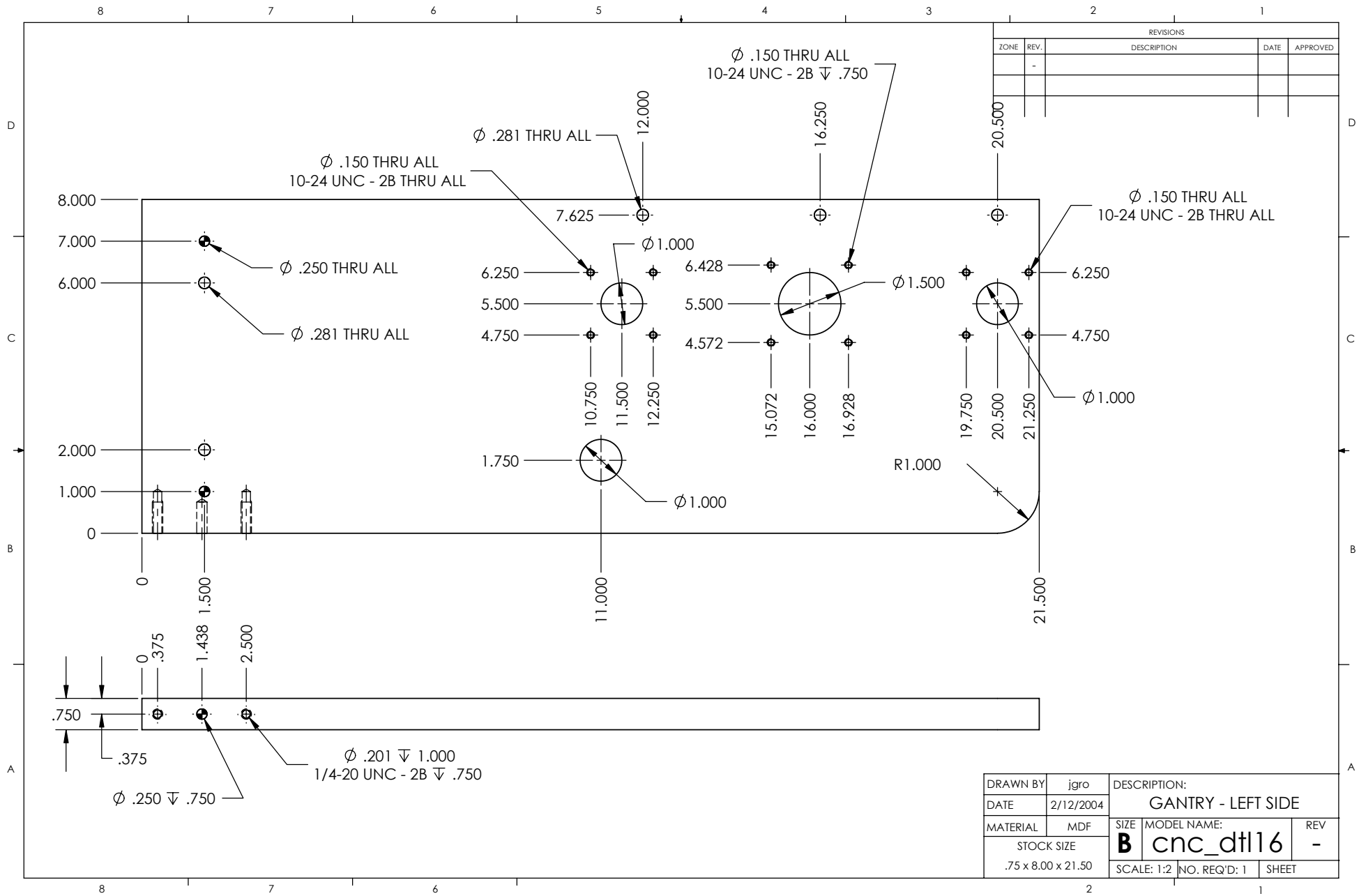


DRAWN BY	jgro	DESCRIPTION:	
DATE	2-11-04	ANTI-BACKLASH NUT	
MATERIAL	DELFIN	SIZE	MODEL NAME:
STOCK SIZE		A	cnc_dtl14
.50 x 1.50 x 2.00		SCALE: 1:1	NO. REQ'D: 3
		SHEET	REV
			-

REVISIONS				
ZONE	REV.	DESCRIPTION	DATE	APPROVED

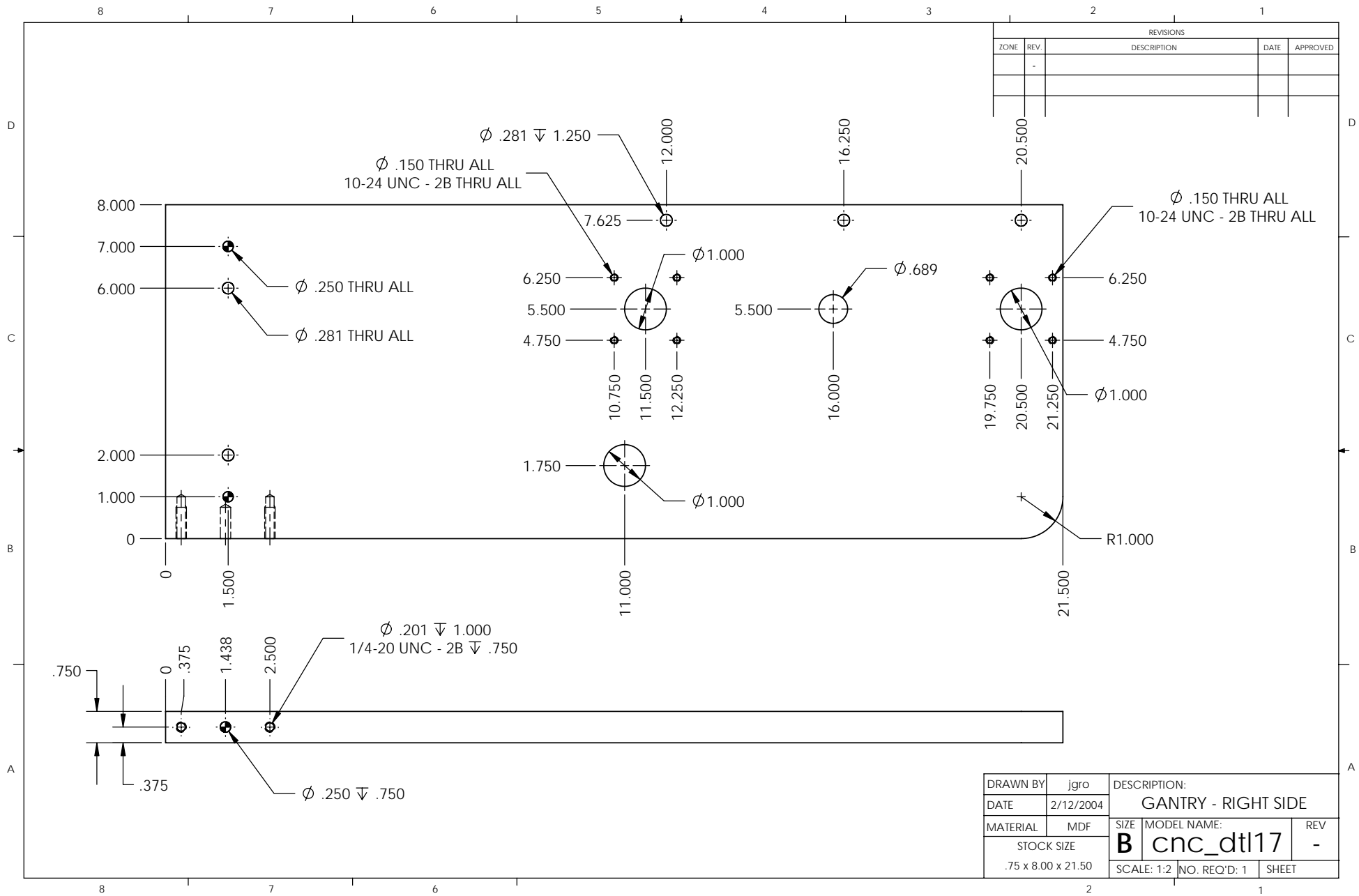


DRAWN BY	jgro	DESCRIPTION:		
DATE	2-11-04	NUT TENSIONER		
MATERIAL	DELRIN	SIZE	MODEL NAME:	REV
STOCK SIZE		A	cnc_dtl15	-
.50 x 1.00 x 1.13		SCALE: 1:1	NO. REQ'D: 3	SHEET



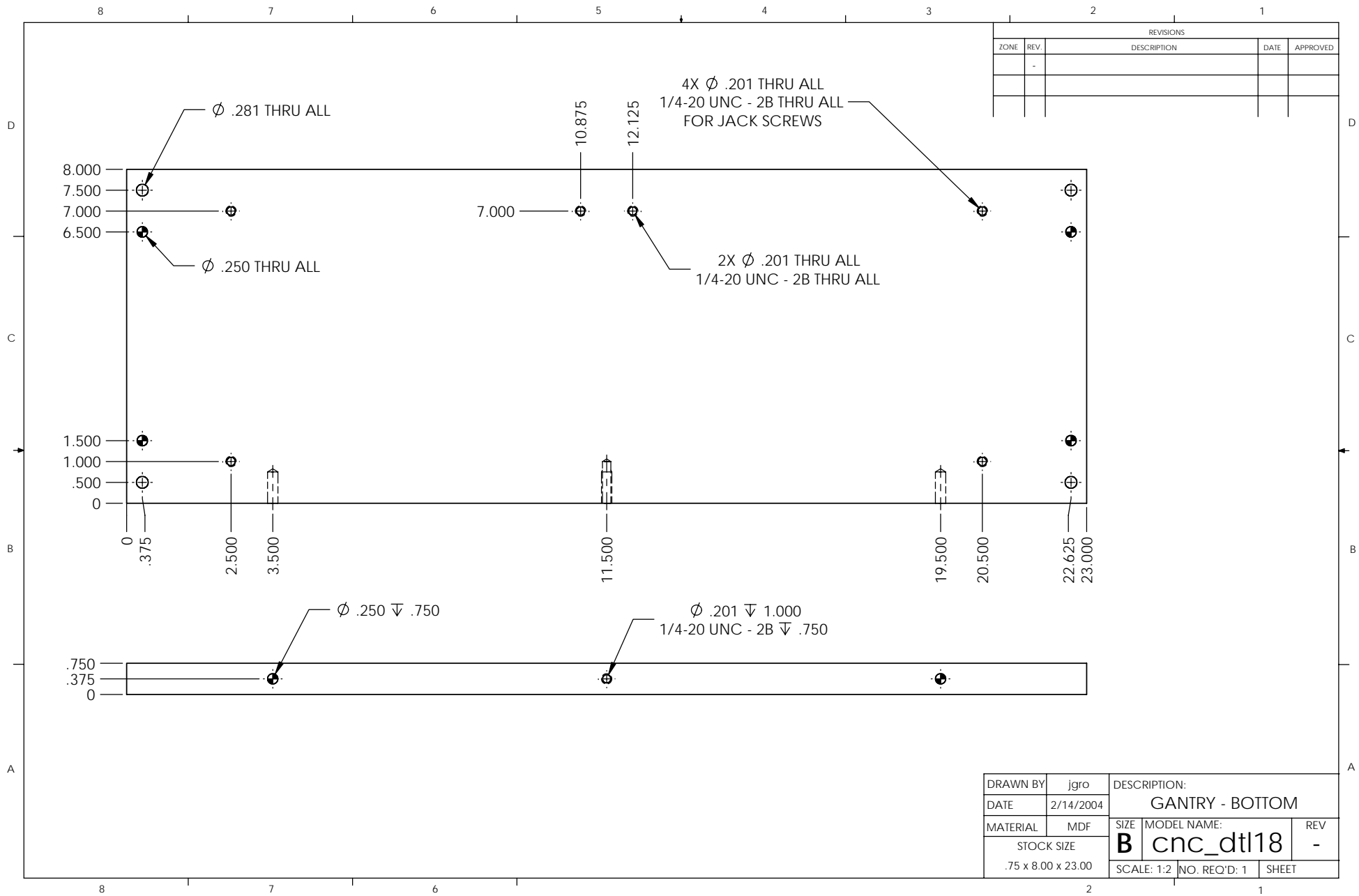
REVISIONS				
ZONE	REV.	DESCRIPTION	DATE	APPROVED
	-			

DRAWN BY	jgro	DESCRIPTION:		
DATE	2/12/2004	GANTRY - LEFT SIDE		
MATERIAL	MDF	SIZE	MODEL NAME:	REV
STOCK SIZE		B	cnc_dtl16	-
.75 x 8.00 x 21.50		SCALE: 1:2	NO. REQ'D: 1	SHEET



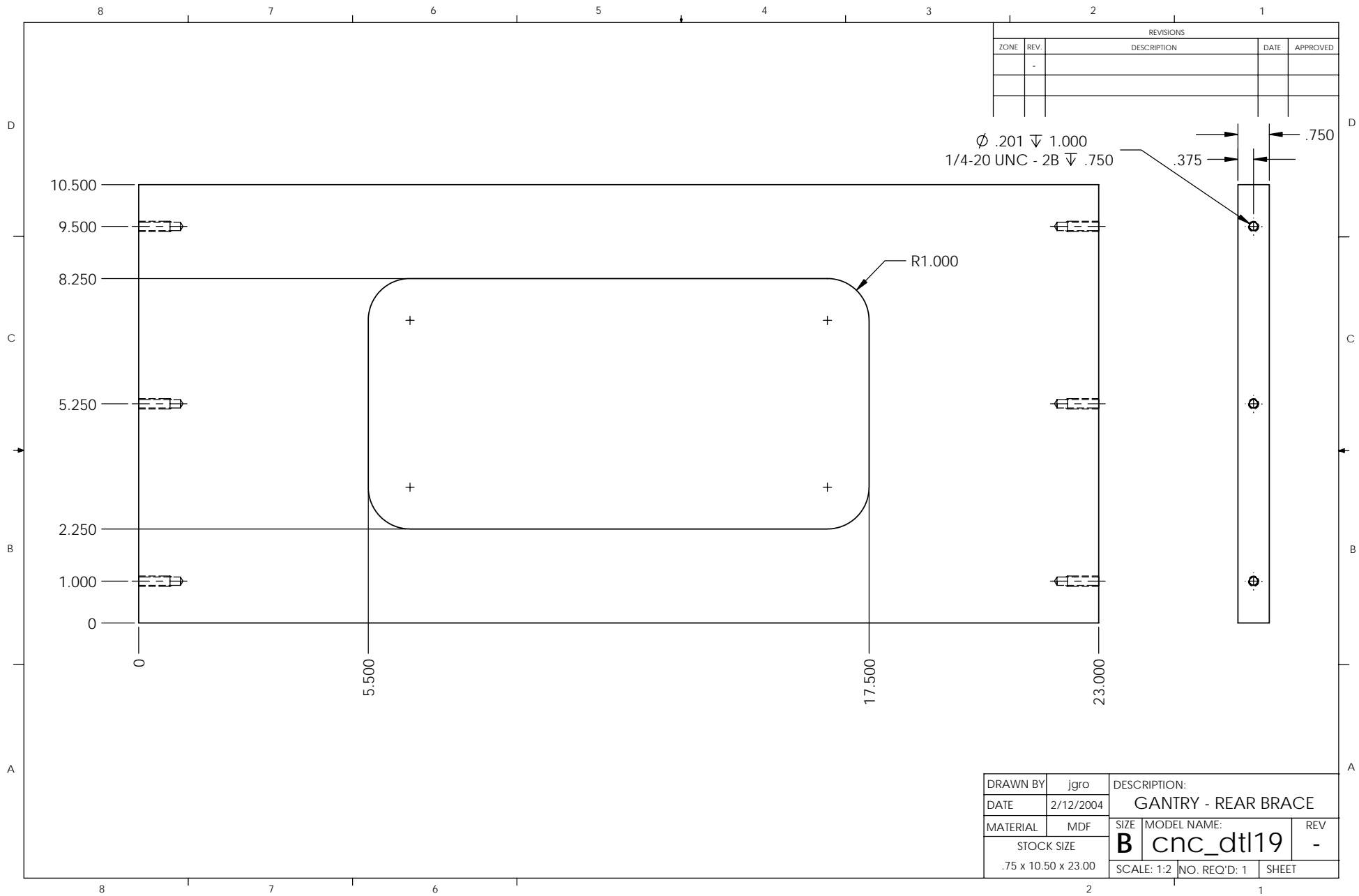
REVISIONS				
ZONE	REV.	DESCRIPTION	DATE	APPROVED
	-			

DRAWN BY	jgro	DESCRIPTION:		
DATE	2/12/2004	GANTRY - RIGHT SIDE		
MATERIAL	MDF	SIZE	MODEL NAME:	REV
STOCK SIZE		B	cnc_dtl17	-
.75 x 8.00 x 21.50		SCALE: 1:2	NO. REQ'D: 1	SHEET



REVISIONS				
ZONE	REV.	DESCRIPTION	DATE	APPROVED
	-			

DRAWN BY	jgro	DESCRIPTION:		
DATE	2/14/2004	GANTRY - BOTTOM		
MATERIAL	MDF	SIZE	MODEL NAME:	REV
STOCK SIZE		B	cnc_dtl18	-
.75 x 8.00 x 23.00		SCALE: 1:2	NO. REQ'D: 1	SHEET



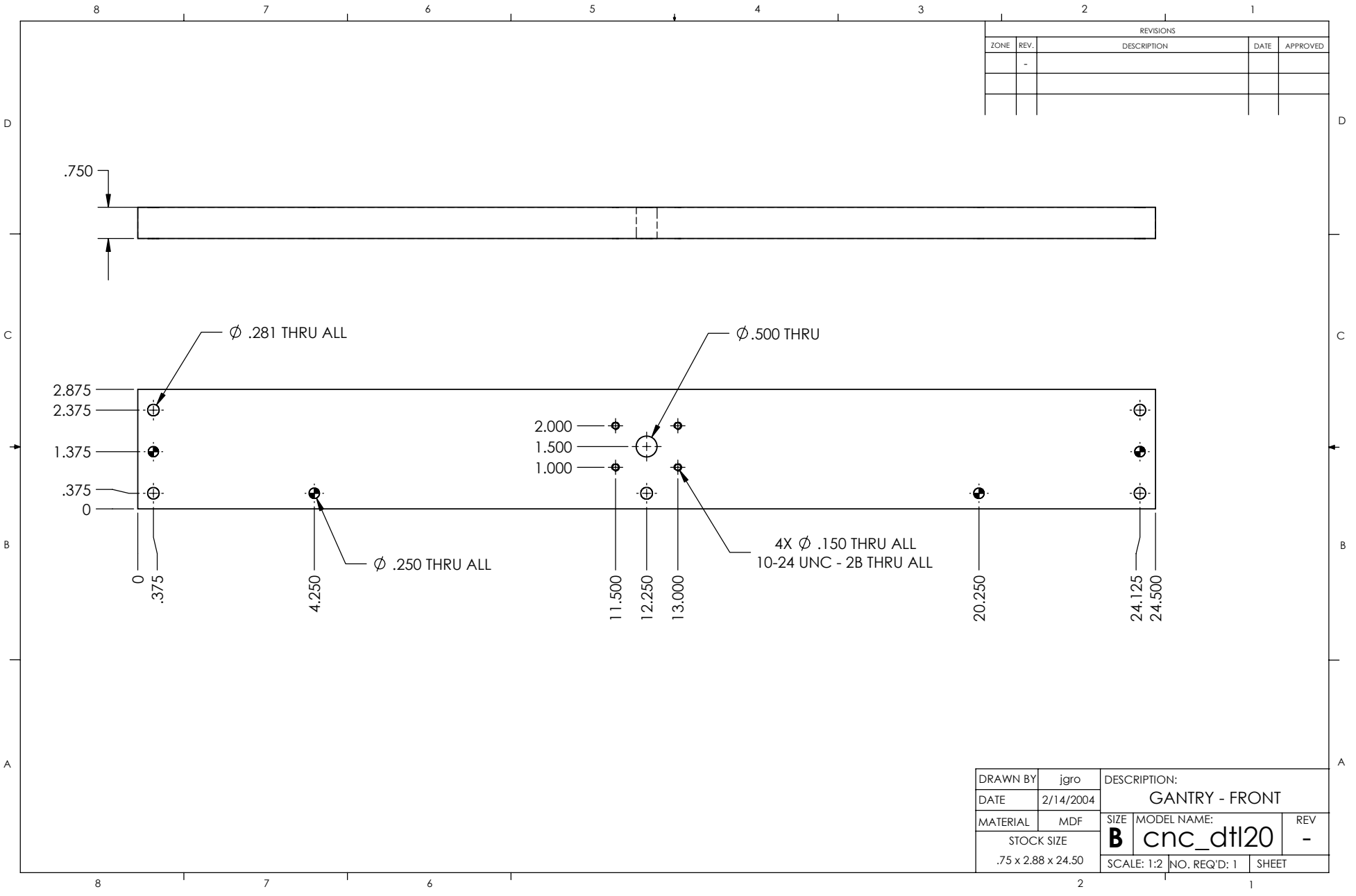
REVISIONS				
ZONE	REV.	DESCRIPTION	DATE	APPROVED
	-			

\varnothing .201 ∇ 1.000
 1/4-20 UNC - 2B ∇ .750

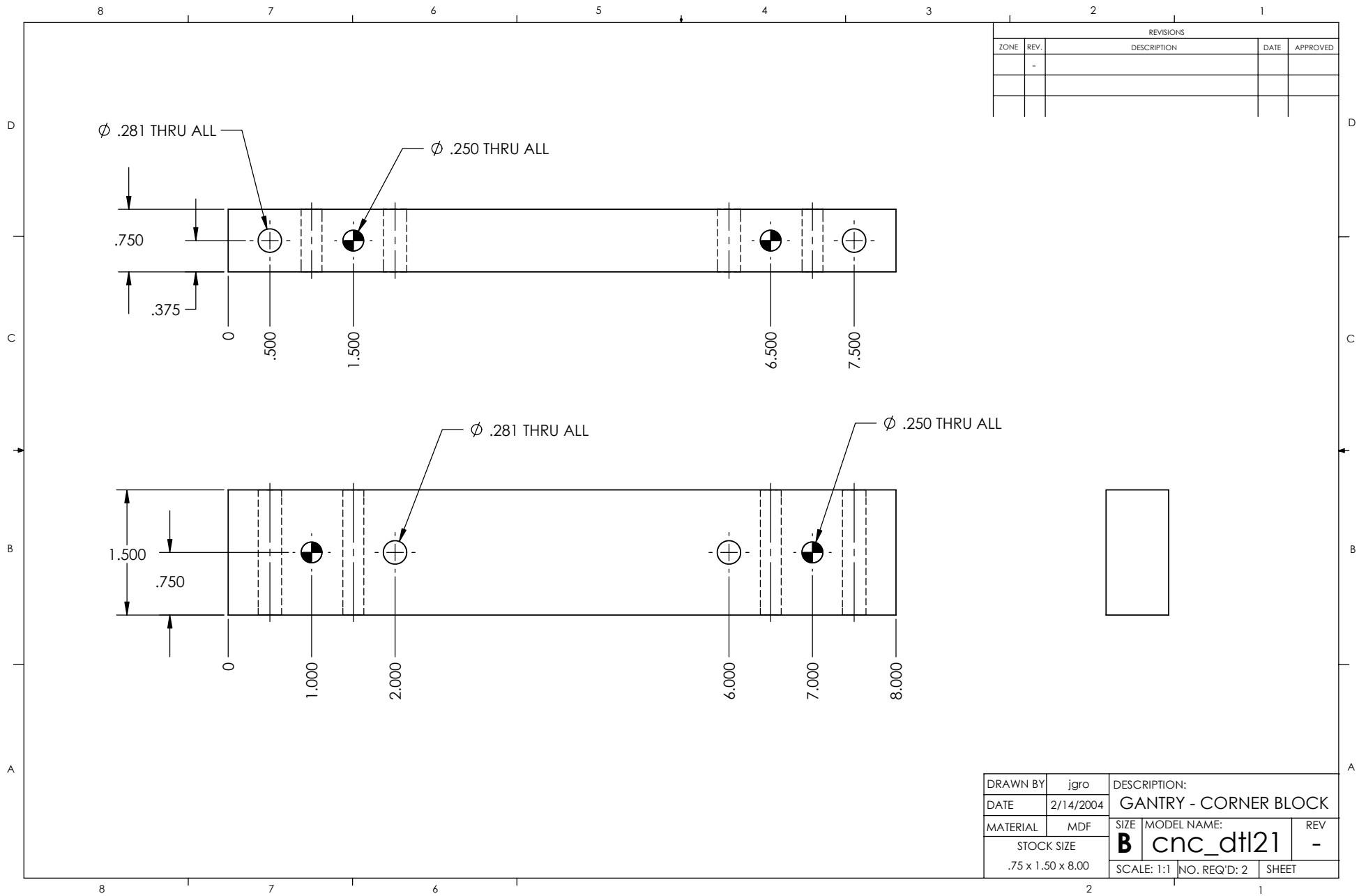
R1.000

DRAWN BY	jgro	DESCRIPTION:		
DATE	2/12/2004	GANTRY - REAR BRACE		
MATERIAL	MDF	SIZE	MODEL NAME:	REV
STOCK SIZE		B	cnc_dtl19	-
.75 x 10.50 x 23.00		SCALE: 1:2	NO. REQ'D: 1	SHEET

REVISIONS				
ZONE	REV.	DESCRIPTION	DATE	APPROVED
	-			

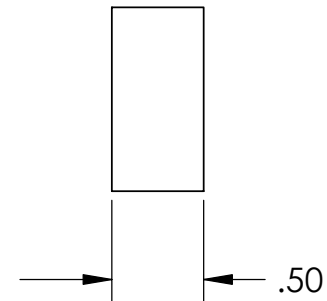
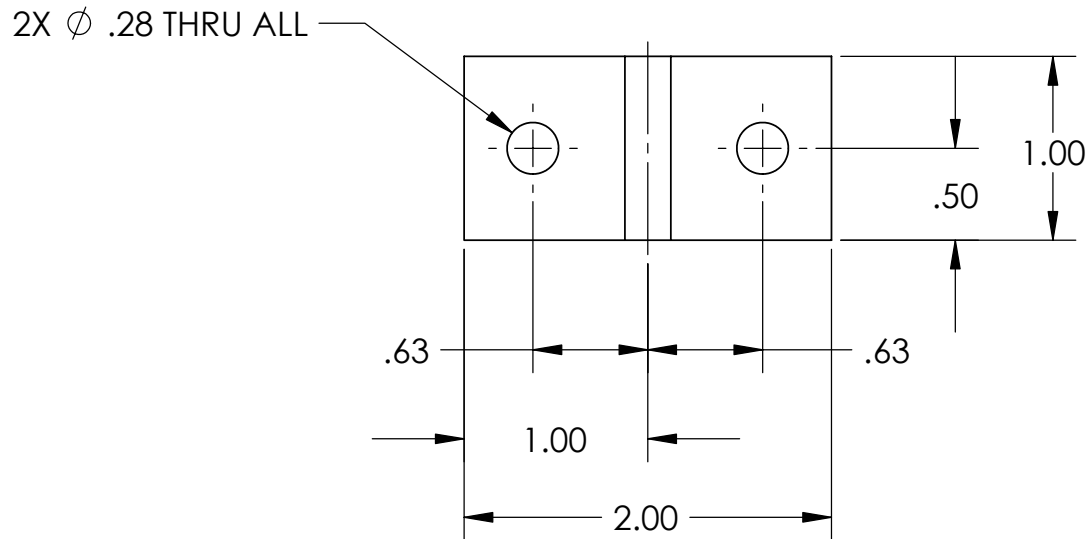
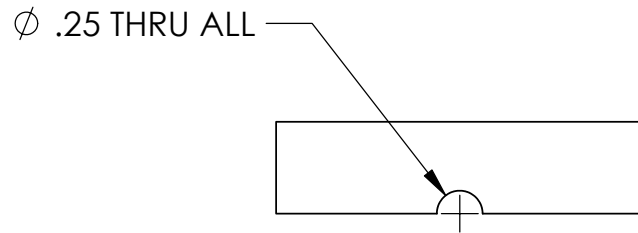


DRAWN BY	jgro	DESCRIPTION:		
DATE	2/14/2004	GANTRY - FRONT		
MATERIAL	MDF	SIZE	MODEL NAME:	REV
STOCK SIZE		B	cnc_dtl20	-
.75 x 2.88 x 24.50		SCALE: 1:2	NO. REQ'D: 1	SHEET



DRAWN BY	jgro	DESCRIPTION:		
DATE	2/14/2004	GANTRY - CORNER BLOCK		
MATERIAL	MDF	SIZE	MODEL NAME:	REV
STOCK SIZE		B	cnc_dtl21	-
.75 x 1.50 x 8.00		SCALE: 1:1	NO. REQ'D: 2	SHEET

REVISIONS		DATE	APPROVED
ZONE	REV.	DESCRIPTION	

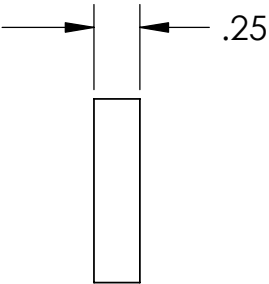
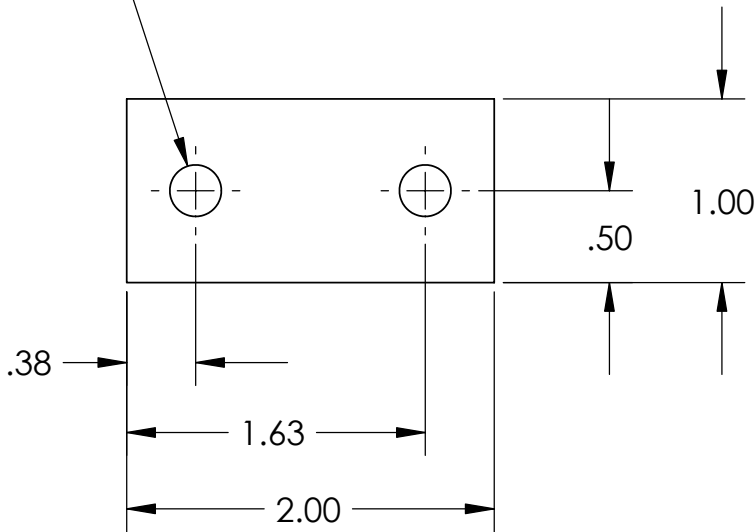


DRAWN BY	jgro	DESCRIPTION:	
DATE	2-25-04	ANTI-WHIP BLOCK	
MATERIAL	DELIN	SIZE	MODEL NAME:
STOCK SIZE		A	cnc_dtl23
.50 x 1.00 x 2.00		SCALE: 1:1	NO. REQ'D:
		SHEET	

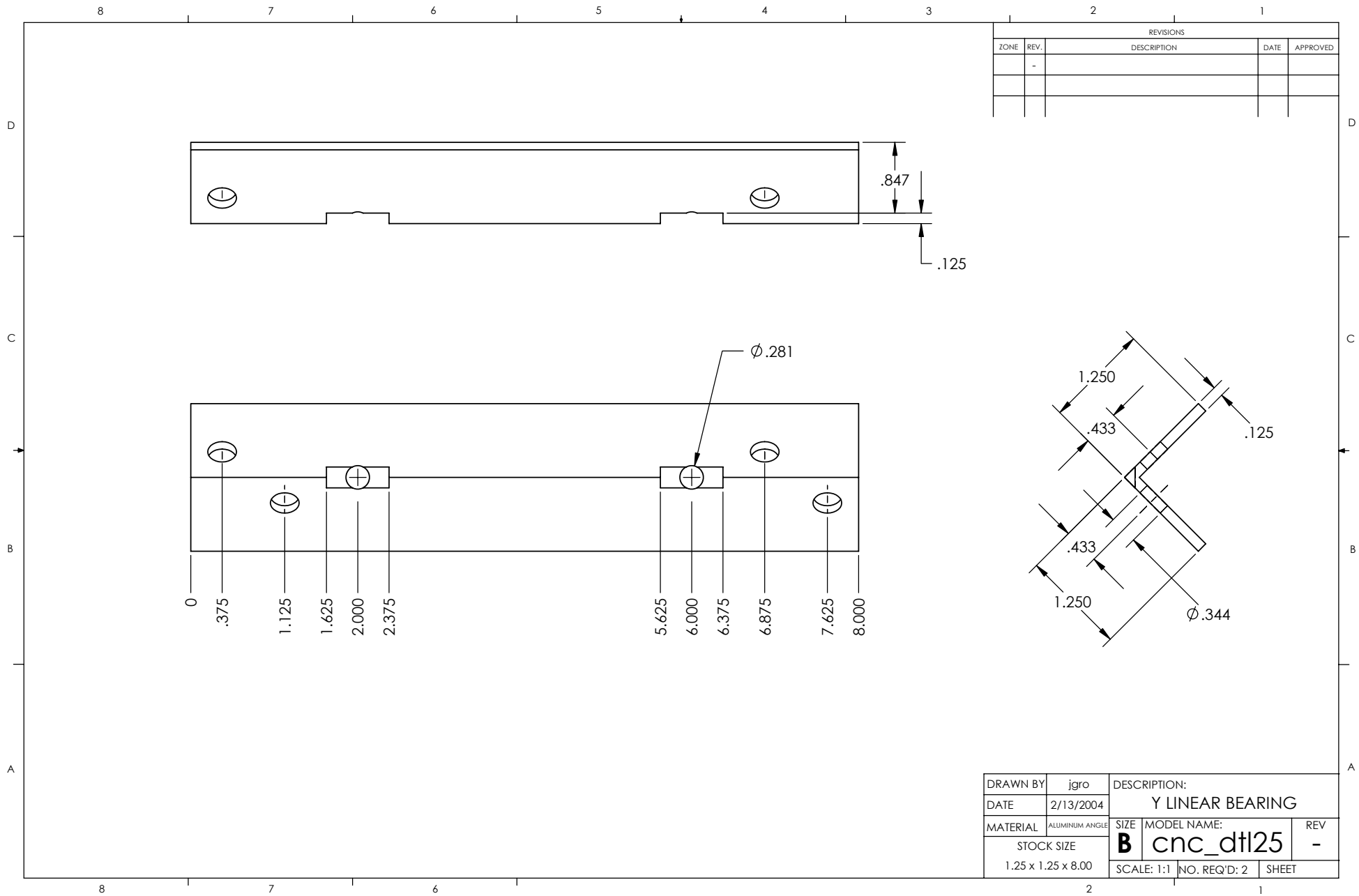
REVISIONS				
ZONE	REV.	DESCRIPTION	DATE	APPROVED



2X ϕ .28 THRU ALL



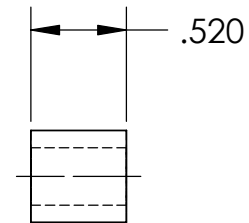
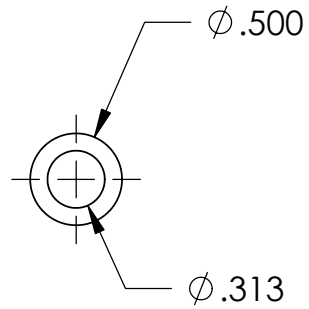
DRAWN BY	jgro	DESCRIPTION:		
DATE	2-25-04	ANTI-WHIP BLOCK SPACER		
MATERIAL	MDF	SIZE	MODEL NAME:	REV
STOCK SIZE		A	cnc_dtl24	-
.25 x 1.00 x 2.00		SCALE: 1:1	NO. REQ'D:	SHEET



REVISIONS				
ZONE	REV.	DESCRIPTION	DATE	APPROVED
	-			

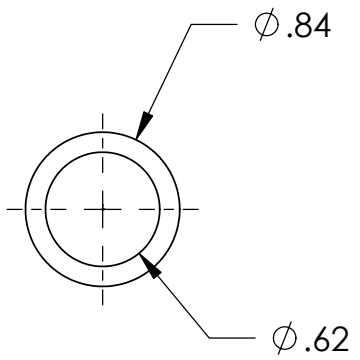
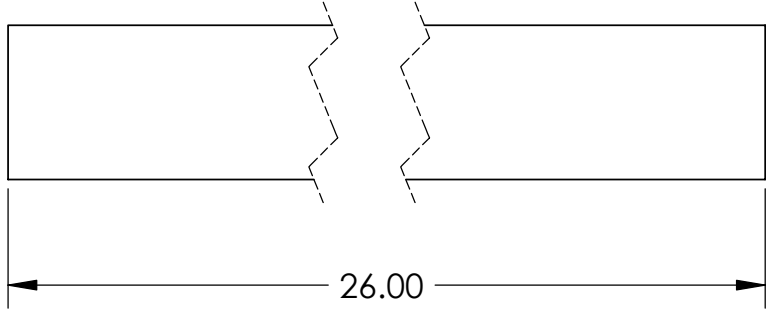
DRAWN BY	jgro	DESCRIPTION:		
DATE	2/13/2004	Y LINEAR BEARING		
MATERIAL	ALUMINUM ANGLE	SIZE	MODEL NAME:	REV
STOCK SIZE		B	cnc_dtl25	-
1.25 x 1.25 x 8.00		SCALE: 1:1	NO. REQ'D: 2	SHEET

		REVISIONS			
ZONE	REV.	DESCRIPTION	DATE	APPROVED	



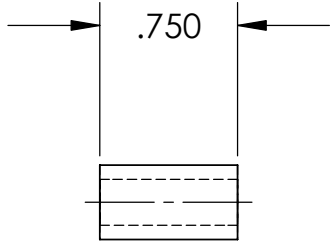
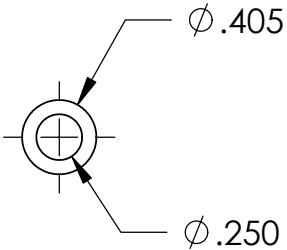
DRAWN BY	jgro	DESCRIPTION:		
DATE	2-14-04	Y LINEAR GUIDE SPACER		
MATERIAL	ALUMINUM	SIZE	MODEL NAME:	REV
STOCK SIZE		A	cnc_dtl26	-
.50 x .52		SCALE: 1:1	NO. REQ'D: 4	SHEET

REVISIONS				
ZONE	REV.	DESCRIPTION	DATE	APPROVED



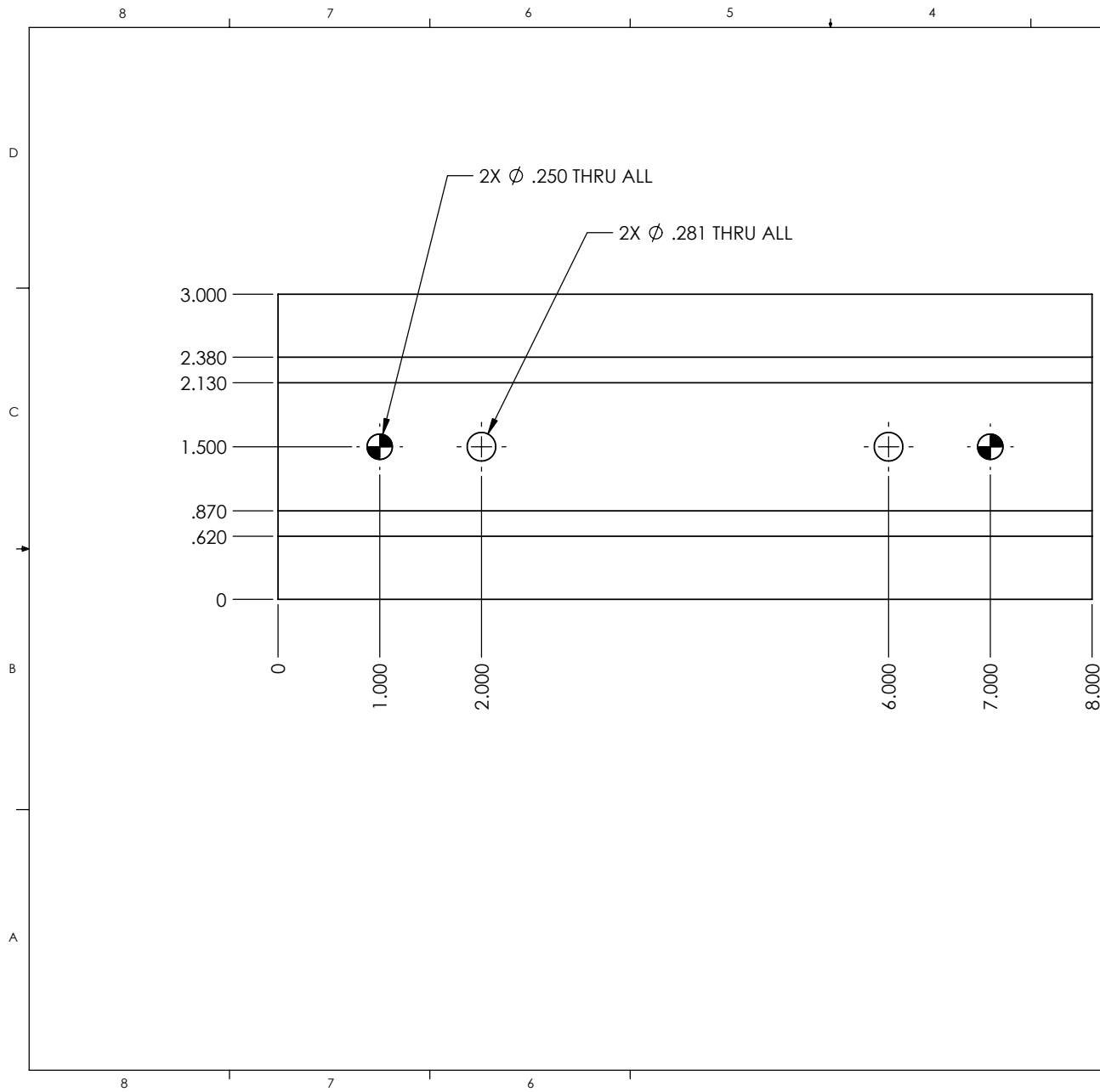
DRAWN BY	jgro	DESCRIPTION:		
DATE	2/13/2004	X GUIDE PIPE		
MATERIAL	1/2" GAS PIPE	SIZE	MODEL NAME:	REV
STOCK SIZE		A	cnc_dtl28	-
.84 x 26.00		SCALE: 1:1	NO. REQ'D: 2	SHEET

		REVISIONS			
ZONE	REV.	DESCRIPTION	DATE	APPROVED	



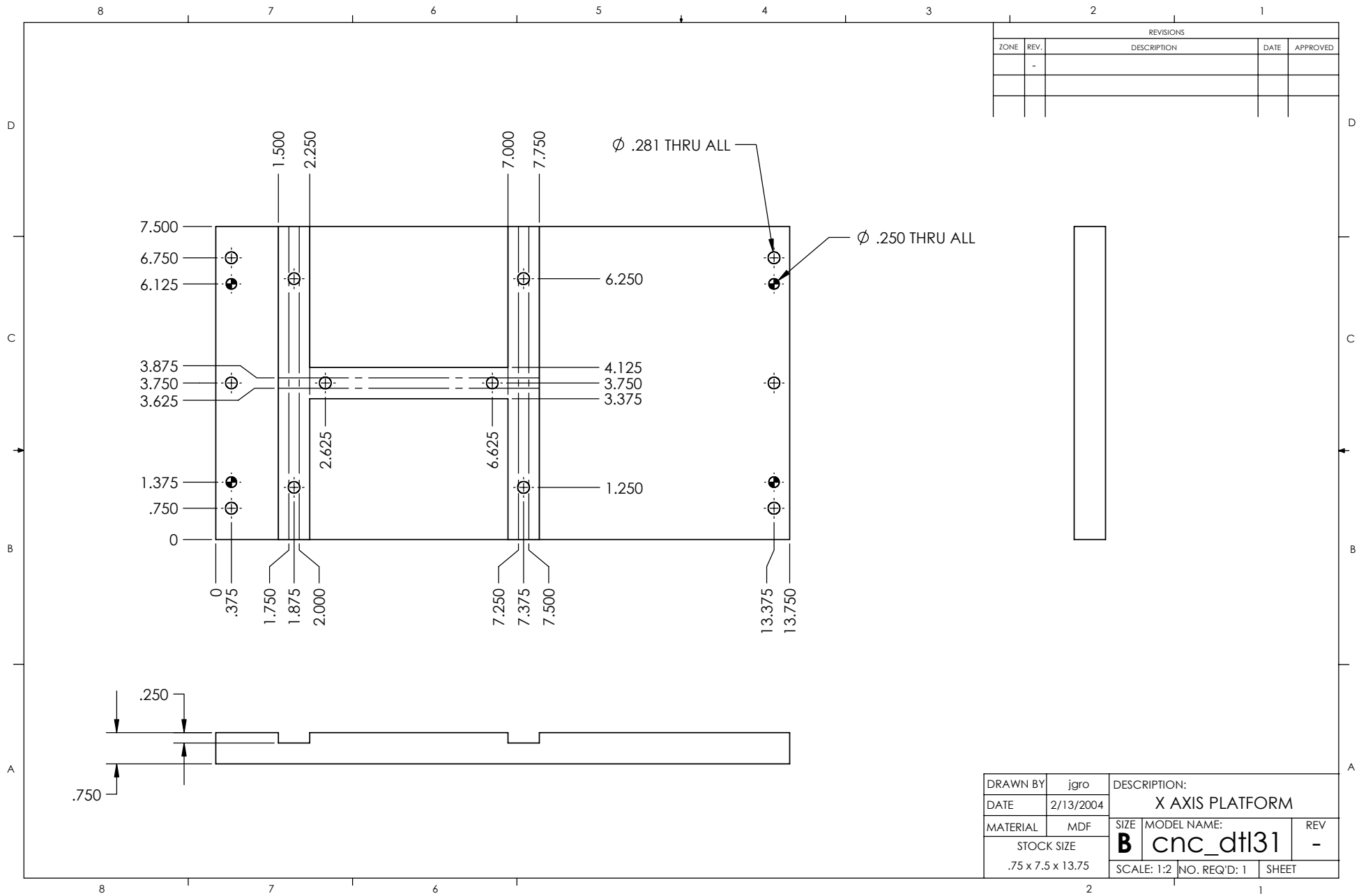
MAKE FROM 1/8 PIPE
 DRILL OUT CENTER TO DIMESION SHOWN

DRAWN BY	jgro	DESCRIPTION:		
DATE	2-13-04	SPACER - SMALL		
MATERIAL	1/8 PIPE	SIZE	MODEL NAME:	REV
STOCK SIZE		A	cnc_dtl29	-
.41 x .75		SCALE: 1:1	NO. REQ'D: 2	SHEET



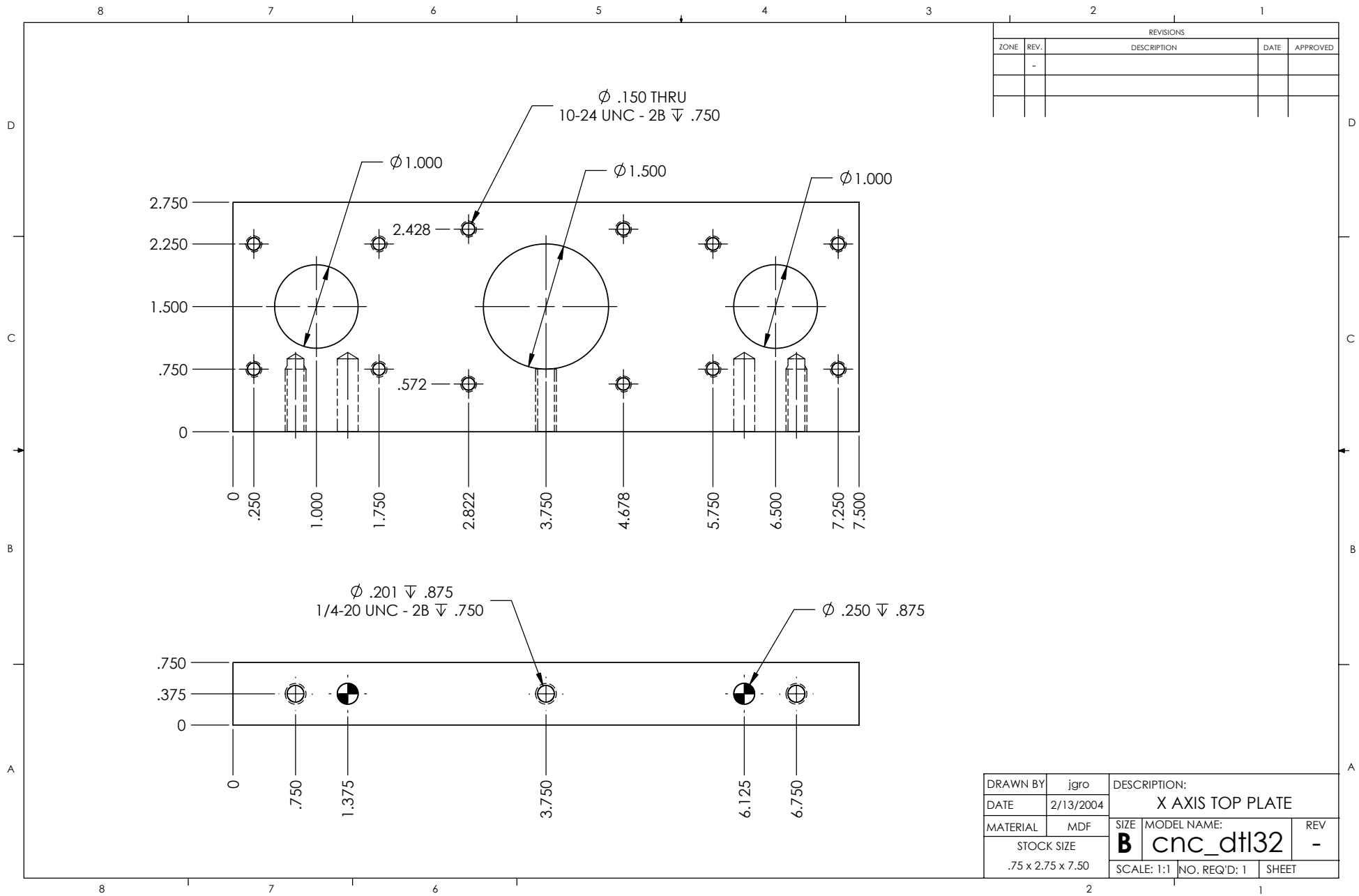
REVISIONS				
ZONE	REV.	DESCRIPTION	DATE	APPROVED
	-			

DRAWN BY	jgro	DESCRIPTION:		
DATE	2/13/2004	Y BEARING BLOCK		
MATERIAL	MDF	SIZE	MODEL NAME:	REV
STOCK SIZE		B	cnc_dtl30	-
.75 x 3.00 x 8.00		SCALE: 1:1	NO. REQ'D: 2	SHEET



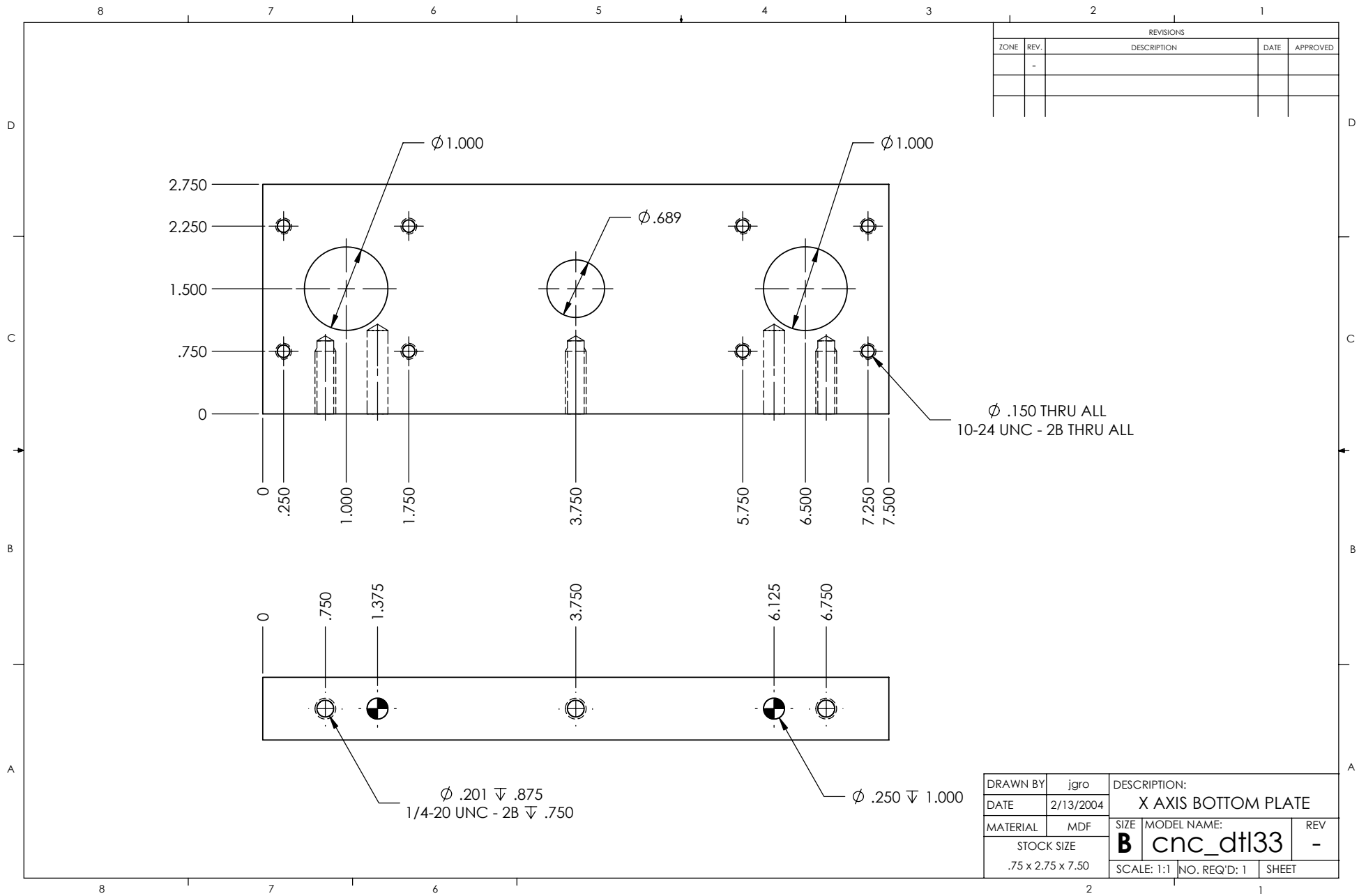
REVISIONS				
ZONE	REV.	DESCRIPTION	DATE	APPROVED
	-			

DRAWN BY	jgro	DESCRIPTION:		
DATE	2/13/2004	X AXIS PLATFORM		
MATERIAL	MDF	SIZE	MODEL NAME:	REV
STOCK SIZE		B	cnc_dtl31	-
.75 x 7.5 x 13.75		SCALE: 1:2	NO. REQ'D: 1	SHEET



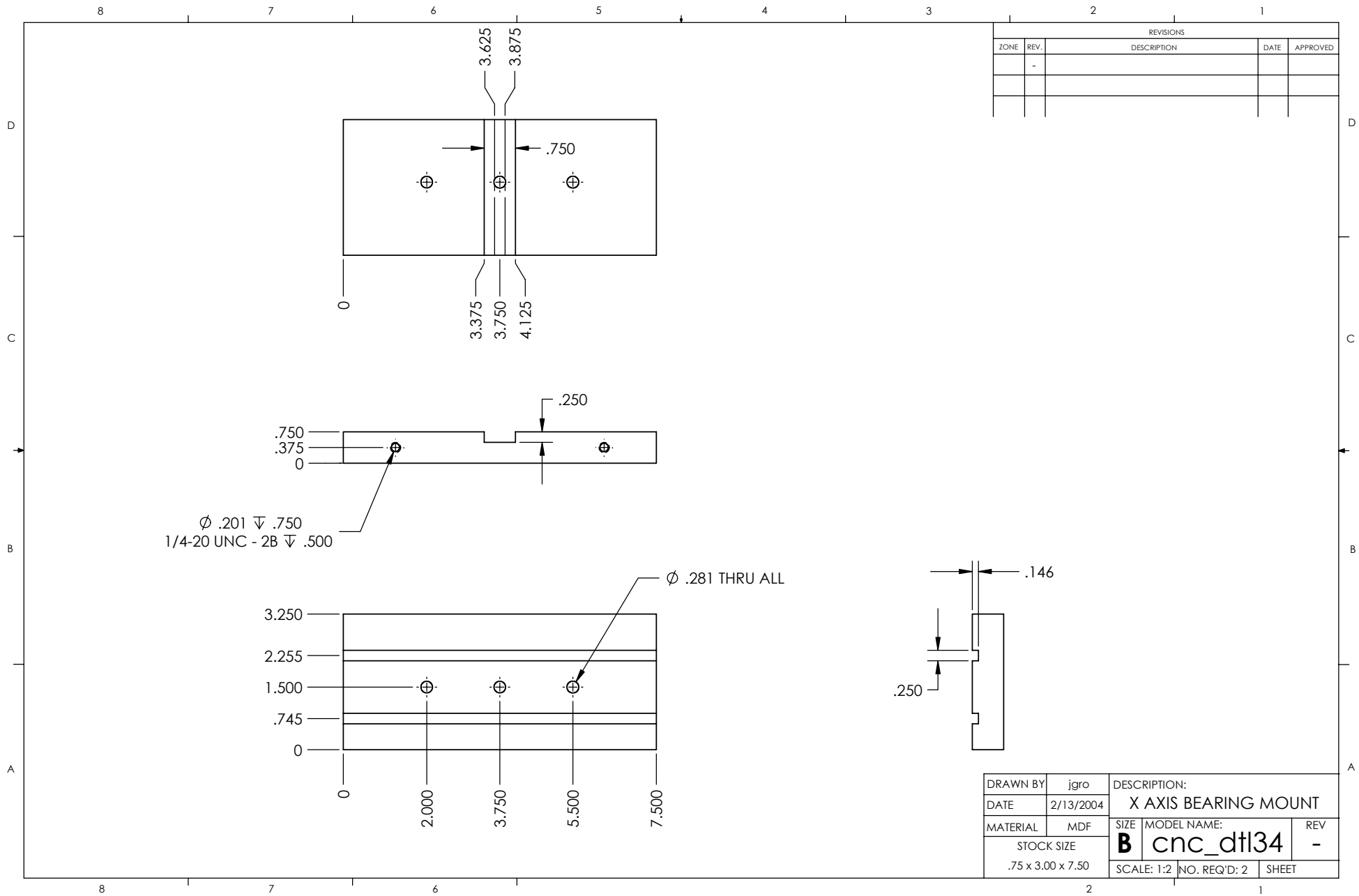
REVISIONS				
ZONE	REV.	DESCRIPTION	DATE	APPROVED
	-			

DRAWN BY	jgro	DESCRIPTION:		
DATE	2/13/2004	X AXIS TOP PLATE		
MATERIAL	MDF	SIZE	MODEL NAME:	REV
STOCK SIZE		B	cnc_dtl32	-
.75 x 2.75 x 7.50		SCALE: 1:1	NO. REQ'D: 1	SHEET

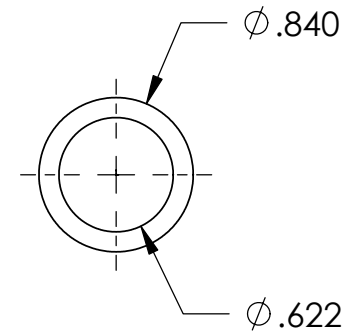
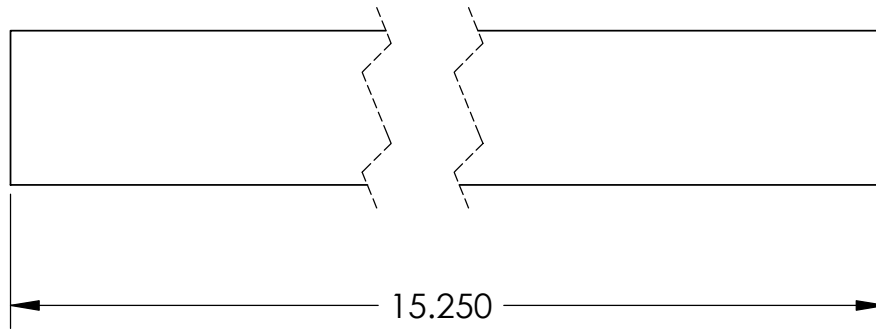


REVISIONS				
ZONE	REV.	DESCRIPTION	DATE	APPROVED
	-			

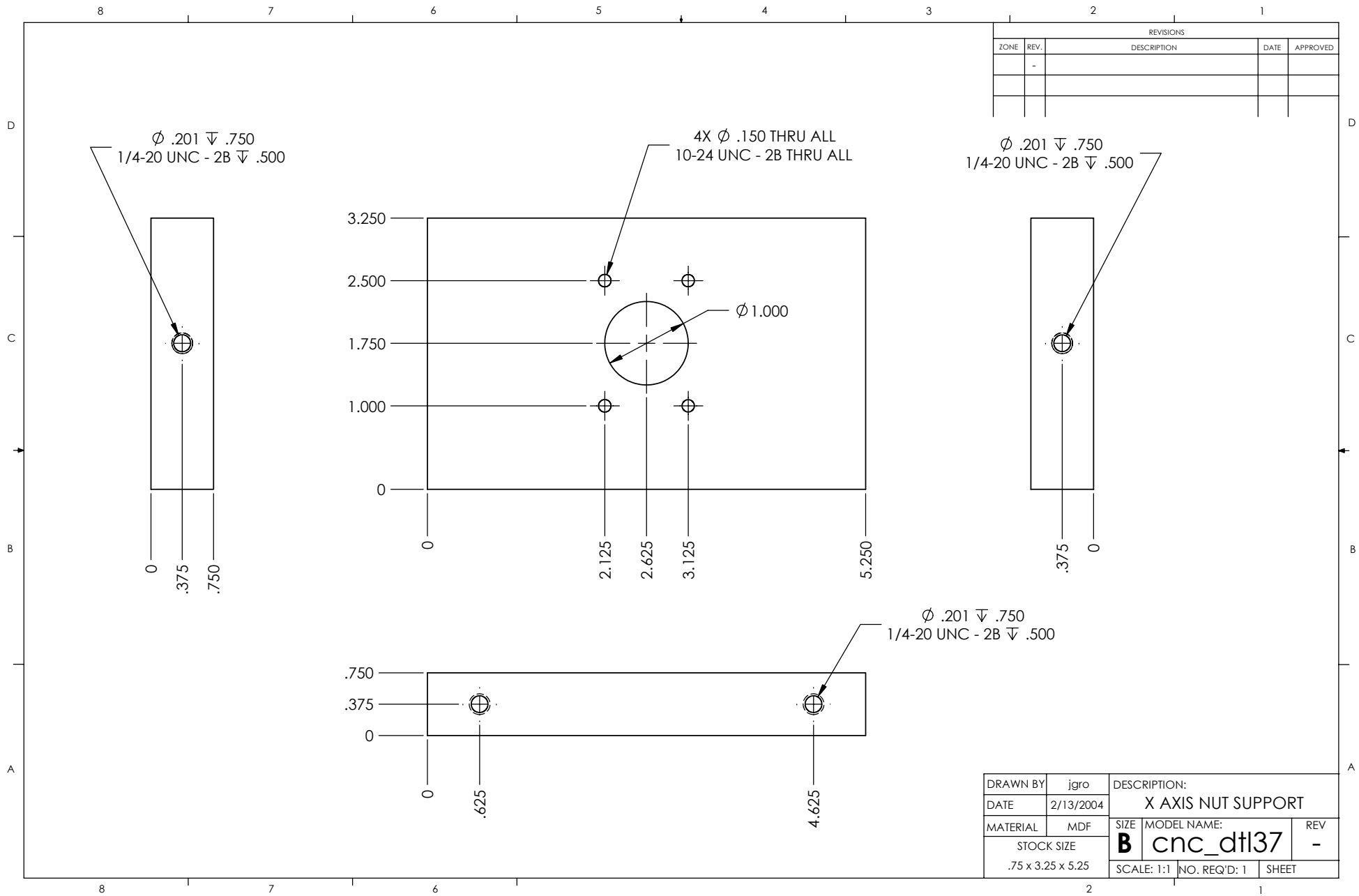
DRAWN BY	jgro	DESCRIPTION:		
DATE	2/13/2004	X AXIS BOTTOM PLATE		
MATERIAL	MDF	SIZE	MODEL NAME:	REV
STOCK SIZE		B	cnc_dtl33	-
.75 x 2.75 x 7.50		SCALE: 1:1	NO. REQ'D: 1	SHEET



REVISIONS				
ZONE	REV.	DESCRIPTION	DATE	APPROVED

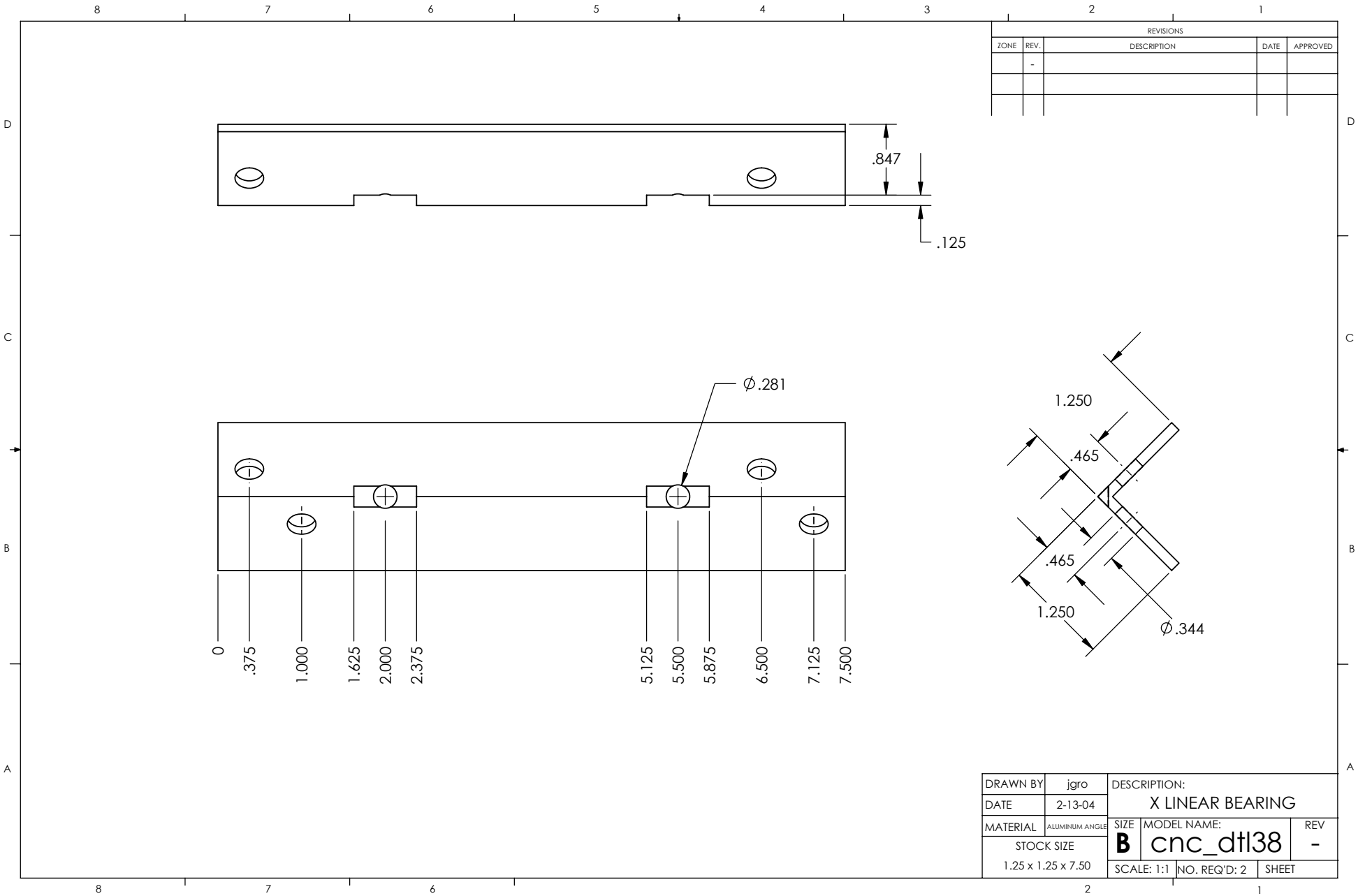


DRAWN BY	jgro	DESCRIPTION:		
DATE	2/13/2004	Z AXIS GUIDE PIPE		
MATERIAL	1/2 GAS PIPE	SIZE	MODEL NAME:	REV
STOCK SIZE		A	cnc_dtl35	-
.84 x 15.25		SCALE: 1:1	NO. REQ'D:	SHEET

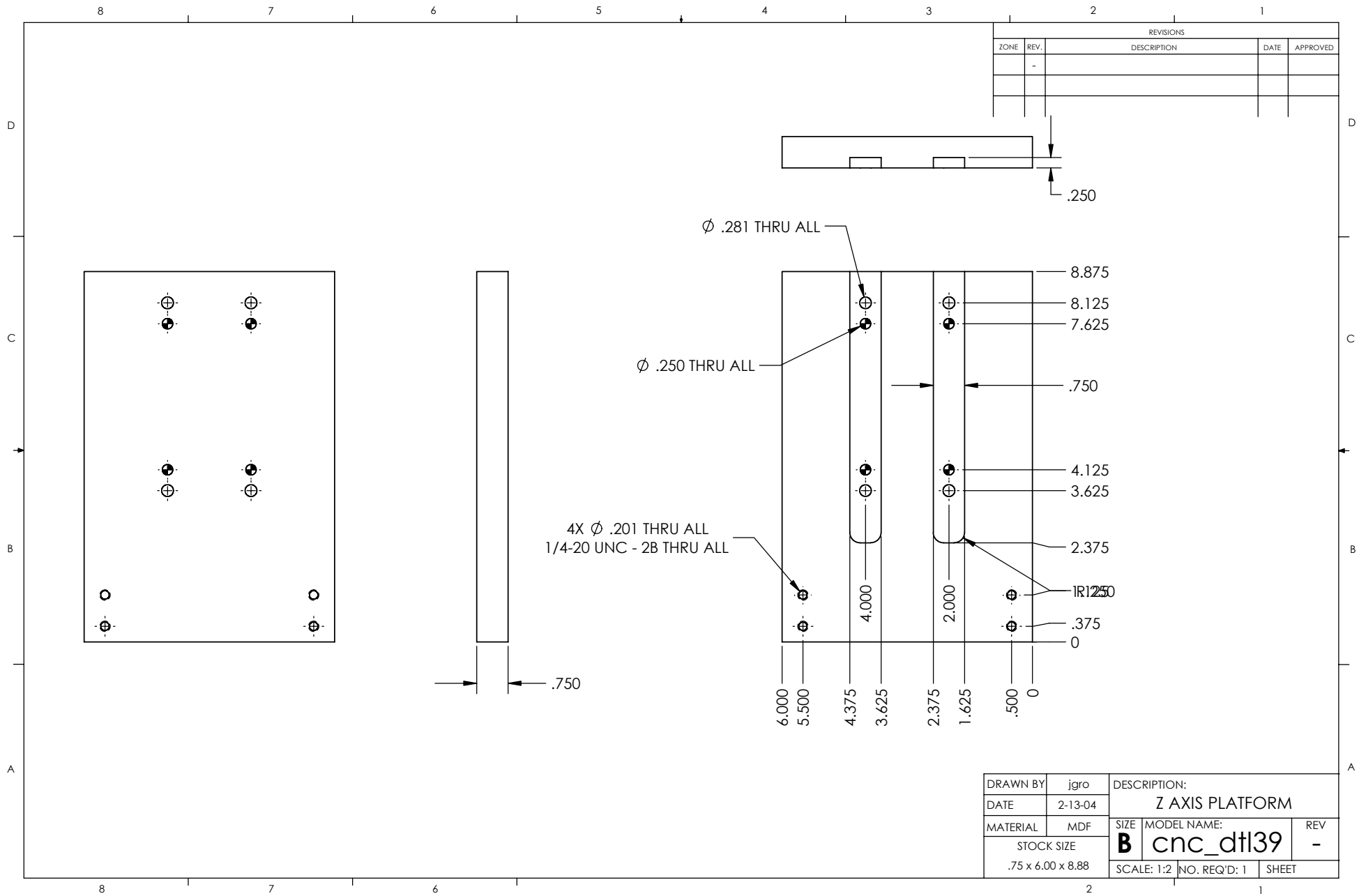


REVISIONS				
ZONE	REV.	DESCRIPTION	DATE	APPROVED
	-			

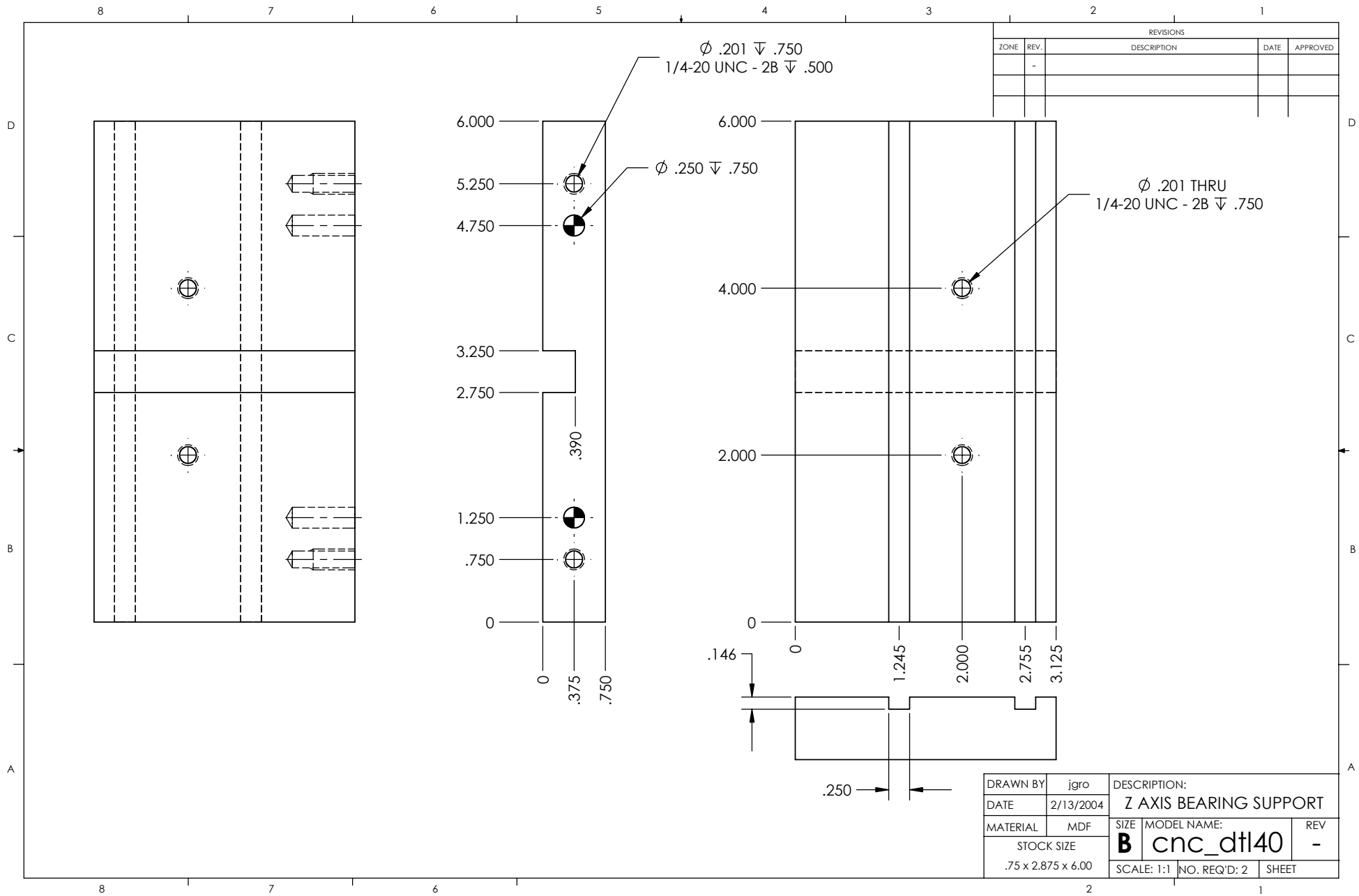
DRAWN BY	jgro	DESCRIPTION:		
DATE	2/13/2004	X AXIS NUT SUPPORT		
MATERIAL	MDF	SIZE	MODEL NAME:	REV
STOCK SIZE		B	cnc_dtl37	-
.75 x 3.25 x 5.25		SCALE: 1:1	NO. REQ'D: 1	SHEET



DRAWN BY	jgro	DESCRIPTION:		
DATE	2-13-04	X LINEAR BEARING		
MATERIAL	ALUMINUM ANGLE	SIZE	MODEL NAME:	REV
STOCK SIZE		B	cnc_dtl38	-
1.25 x 1.25 x 7.50		SCALE: 1:1	NO. REQ'D: 2	SHEET



DRAWN BY	jgro	DESCRIPTION:		
DATE	2-13-04	Z AXIS PLATFORM		
MATERIAL	MDF	SIZE	MODEL NAME:	REV
STOCK SIZE		B	cnc_dtl39	-
.75 x 6.00 x 8.88		SCALE: 1:2	NO. REQ'D: 1	SHEET

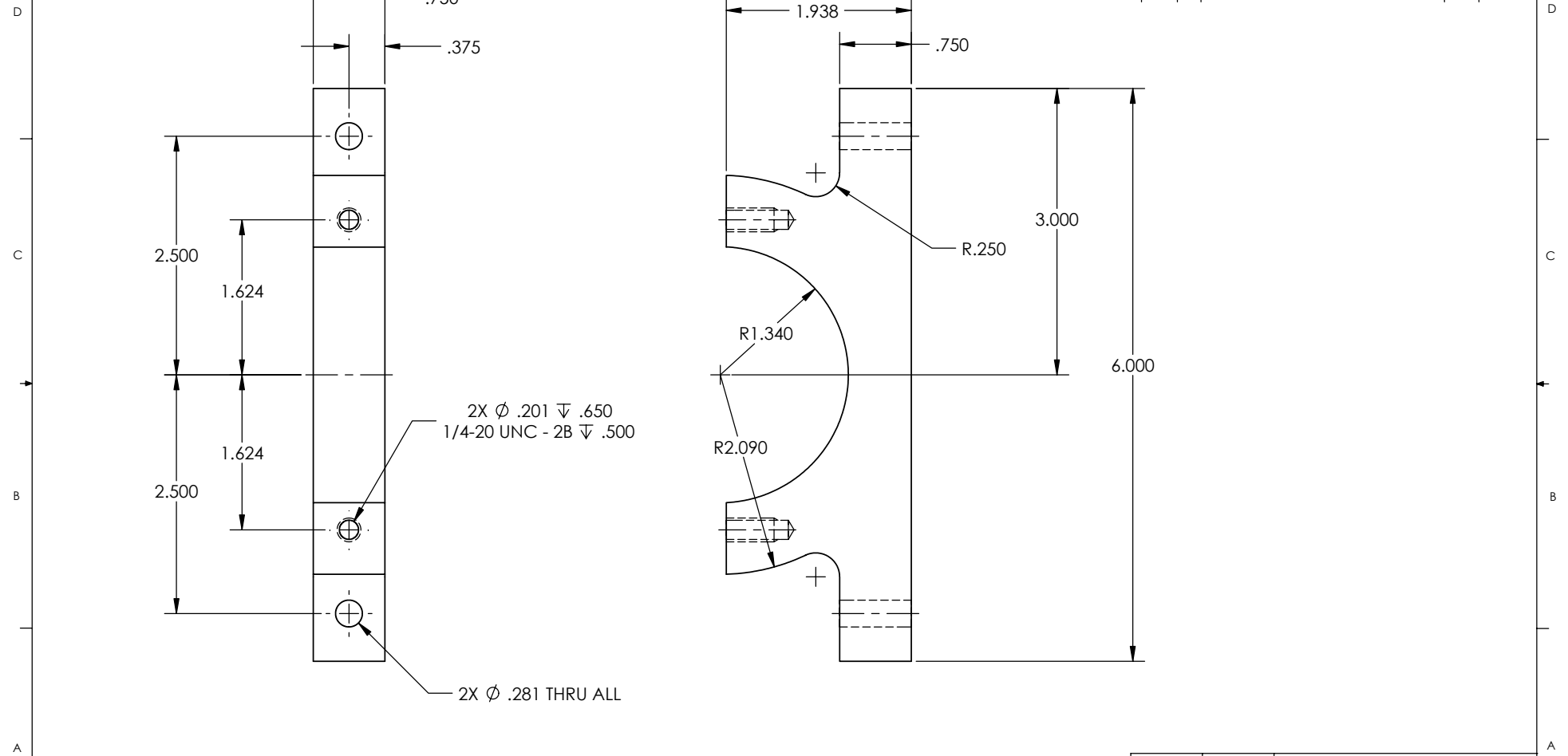


REVISIONS				
ZONE	REV.	DESCRIPTION	DATE	APPROVED
	-			

DRAWN BY	jgro	DESCRIPTION:		
DATE	2/13/2004	Z AXIS BEARING SUPPORT		
MATERIAL	MDF	SIZE	MODEL NAME:	REV
STOCK SIZE		B	cnc_dtl40	-
.75 x 2.875 x 6.00		SCALE: 1:1	NO. REQ'D: 2	SHEET

8 7 6 5 4 3 2 1

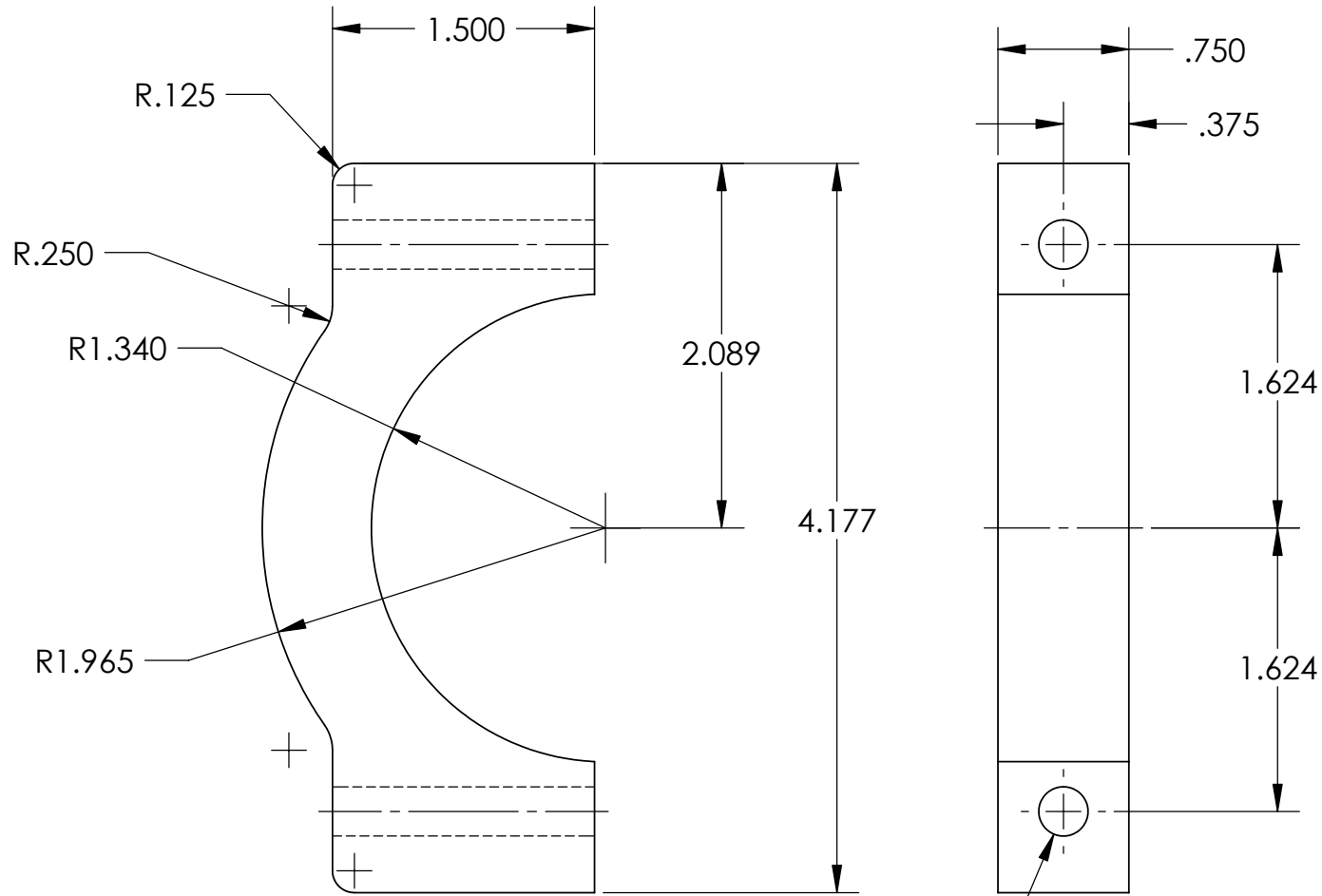
REVISIONS				
ZONE	REV.	DESCRIPTION	DATE	APPROVED
	-			



DRAWN BY	jgro	DESCRIPTION:		
DATE	2/13/2004	ROUTER CLAMP BASE		
MATERIAL	MDF	SIZE	MODEL NAME:	REV
STOCK SIZE		B	cnc_dtl41	-
.75 x 2.00 x 6.00		SCALE: 1:1	NO. REQ'D: 2	SHEET

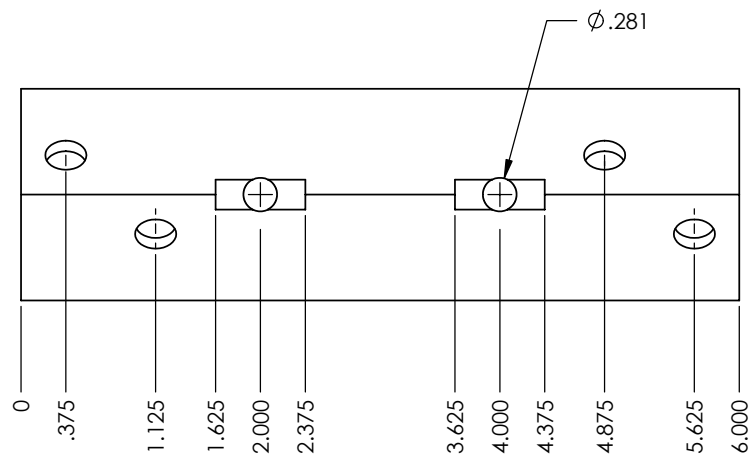
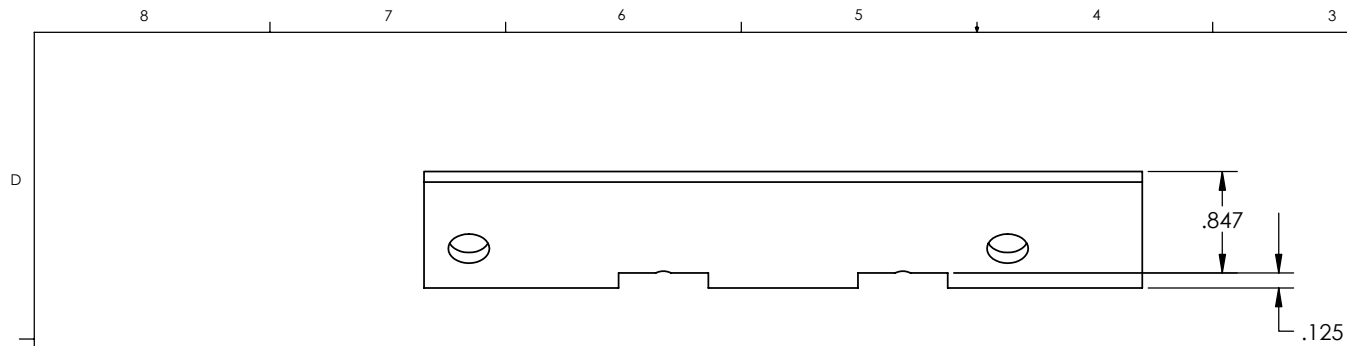
8 7 6 5 4 3 2 1

REVISIONS				
ZONE	REV.	DESCRIPTION	DATE	APPROVED

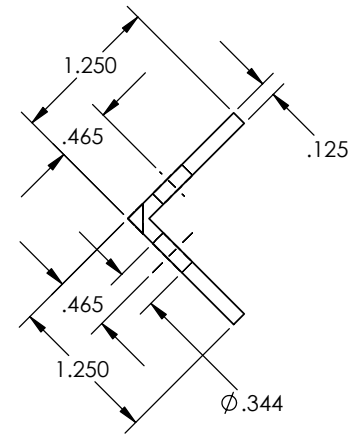


2X ϕ .281 THRU ALL

DRAWN BY	jgro	DESCRIPTION:		
DATE	2/13/2004	ROUTER CLAMP		
MATERIAL	MDF	SIZE	MODEL NAME:	REV
STOCK SIZE		A	cnc_dtl42	-
.75 x 1.97 x 4.18		SCALE: 1:1	NO. REQ'D: 2	SHEET



REVISIONS				
ZONE	REV.	DESCRIPTION	DATE	APPROVED
	-			



DRAWN BY	jgro	DESCRIPTION:		
DATE	2-13-04	Z AXIS LINEAR BEARING		
MATERIAL	ALUMINUM ANGLE	SIZE	MODEL NAME:	REV
STOCK SIZE		B	cnc_dtl43	-
1.25 x 1.25 x 6.00		SCALE: 1:1	NO. REQ'D: 2	SHEET

REVISIONS				
ZONE	REV.	DESCRIPTION	DATE	APPROVED

ITEM NO.	QTY.	PART NO.	VENDOR NO	WEIGHT	STOCK SIZE	MATERIAL	DESCRIPTION
1	1	cnc_dtl01			1.5 x 8.25 x 16.25	MDF	SUPPORT - MOTOR SIDE
2	1	cnc_dtl02			1.50 x 8.25 x 16.25	MDF	SUPPORT - BEARING SIDE
3	2	cnc_dtl03			1.315 x 45.00	1" GAS PIPE	Y GUIDE PIPE
4	1	cnc_dtl04			.75 x 22.00 x 43.50	MDF	CUTTING BED
5	1	cnc_dtl05			SEE DRAWING	MDF	BASE SUPPORT STRUCTURE
6	1	cnc_dtl06			SEE DRAWING	MDF	BED SUPPORT
7	4	cnc_dtl07			2.50 x 2.50 x .75	MDF	ADJUSTMENT BLOCK - LARGE
8	3	cnc_dtl08	www.xylotex.com				STEPPER MOTOR
9	3	cnc_dtl09	www.meci.com				COUPLER
10	1	cnc_dtl10			1/4-20 x 43.50	1/4-20 ROD	LEAD SCREW - Y AXIS
11	5	cnc_dtl11	www.mcmaster.com				FLANGED BEARING
12	4	cnc_dtl12	www.rockler.com		.50 x .75 x 36.00	ALUMINUM	HOLD DOWN CHANNEL
13	8	cnc_dtl13			.75 x 2.00 x 2.00	MDF	ADJUSTMENT BLOCK - SMALL
14	3	cnc_dtl14	www.mcmaster.com		.50 x 1.50 x 2.00	DELTRIN	ANTI-BACKLASH NUT
15	3	cnc_dtl15	www.mcmaster.com		.50 x 1.00 x 1.13	DELTRIN	NUT TENSIONER
16	1	cnc_dtl16			.75 x 8.00 x 21.50	MDF	GANTRY - LEFT SIDE
17	1	cnc_dtl17			.75 x 8.00 x 21.50	MDF	GANTRY - RIGHT SIDE
18	1	cnc_dtl18			.75 x 8.00 x 23.00	MDF	GANTRY - BOTTOM
19	1	cnc_dtl19			.75 x 10.50 x 23.00	MDF	GANTRY - REAR BRACE
20	1	cnc_dtl20			.75 x 2.88 x 24.50	MDF	GANTRY - FRONT
21	2	cnc_dtl21			.75 x 1.50 x 8.00	MDF	GANTRY - CORNER BLOCK
22	1	cnc_dtl22			.25 x 24.50	1/4-20 THREADED ROD	X AXIS LEAD SCREW
23	1	cnc_dtl23	www.mcmaster.com		.50 x 1.00 x 2.00	DELTRIN	ANTI-WHIP BLOCK
24	1	cnc_dtl24			.25 x 1.00 x 2.00	MDF	ANTI-WHIP BLOCK SPACER
25	2	cnc_dtl25			1.25 x 1.25 x 8.00	ALUMINUM ANGLE	Y LINEAR BEARING
26	8	cnc_dtl26			.50 x .52	ALUMINUM	Y LINEAR GUIDE SPACER
27	24	cnc_dtl27			8 x 22		SKATE BEARING
28	2	cnc_dtl28			.84 x 26.00	1/2" GAS PIPE	X GUIDE PIPE
29	1	cnc_dtl29			.41 x .75	1/8 PIPE	SPACER - SMALL
30	2	cnc_dtl30			.75 x 3.00 x 8.00	MDF	Y BEARING BLOCK
31	1	cnc_dtl31			.75 x 7.5 x 13.75	MDF	X AXIS PLATFORM
32	1	cnc_dtl32			.75 x 2.75 x 7.50	MDF	X AXIS TOP PLATE
33	1	cnc_dtl33			.75 x 2.75 x 7.50	MDF	X AXIS BOTTOM PLATE
34	2	cnc_dtl34			.75 x 3.00 x 7.50	MDF	X AXIS BEARING MOUNT
35	2	cnc_dtl35			.84 x 15.25	1/2 GAS PIPE	Z AXIS GUIDE PIPE
36	1	cnc_dtl36			.25 x 13.50	1/4-20 THEADED ROD	Z AXIS LEAD SCREW
37	1	cnc_dtl37			.75 x 3.25 x 5.25	MDF	X AXIS NUT SUPPORT
38	2	cnc_dtl38			1.25 x 1.25 x 7.50	ALUMINUM ANGLE	X LINEAR BEARING
39	1	cnc_dtl39			.75 x 6.00 x 8.88	MDF	Z AXIS PLATFORM
40	2	cnc_dtl40			.75 x 2.875 x 6.00	MDF	Z AXIS BEARING SUPPORT
41	2	cnc_dtl41			.75 x 2.00 x 6.00	MDF	ROUTER CLAMP BASE
42	2	cnc_dtl42			.75 x 1.97 x 4.18	MDF	ROUTER CLAMP
44	2	cnc_dtl43			1.25 x 1.25 x 6.00	ALUMINUM ANGLE	Z AXIS LINEAR BEARING
45	20	dowel_pin					.250 DIA X 1.50 LG.
46	71	FLAT WASHER 1/4					FLAT WASHER 1/4
47	60	HEX HEAD BOLT 1/4-20 X 1					HEX HEAD BOLT 1/4-20 X 1
48	27	HEX HEAD BOLT 1/4-20 X 1 1/2					HEX HEAD BOLT 1/4-20 X 1 1/2
49	8	HEX HEAD BOLT 1/4-20 X 2					HEX HEAD BOLT 1/4-20 X 2
50	4	HEX HEAD BOLT 1/4-20 X 3					HEX HEAD BOLT 1/4-20 X 3
51	4	HEX HEAD BOLT 1/4-20 X 3 1/2					HEX HEAD BOLT 1/4-20 X 3 1/2
52	24	HEX HEAD BOLT 5/16-18 X 1 1/4					HEX HEAD BOLT 5/16-18 X 1 1/4
53	69	HEX NUT 1/4-20					HEX NUT 1/4
54	40	HEX NUT 5/16-18					HEX NUT 5/16
55	6	LOCK WASHER 1/4					LOCK WASHER 1/4
56	7	MACHINE SCREW #10 X 1					MACHINE SCREW #10 X 1
57	54	MACHINE SCREW #10 X 1 1/2					MACHINE SCREW #10 X 1 1/2
58	1	MACHINE SCREW #10 X 1 1/4					MACHINE SCREW #10 X 1
59	4	MACHINE SCREW #10 X 1/2					MACHINE SCREW #10 X 1/2
60	8	MACHINE SCREW #10 X 3/4					MACHINE SCREW #10 X 1
61	1	wood_screw					WOOD SCREW

DRAWN BY	jgro	DESCRIPTION:	CNC ROUTER - STOCK LIST	
DATE	2-13-04	SIZE	MODEL NAME:	REV
MATERIAL		Cnc_assy01		
STOCK SIZE		SCALE: 1:1	NO. REQ'D:	SHEET