

CAD IMP Print Close

Angular contact ball bearings, single row

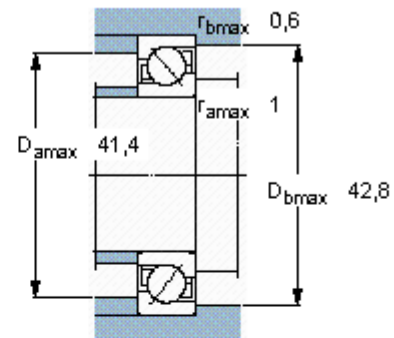
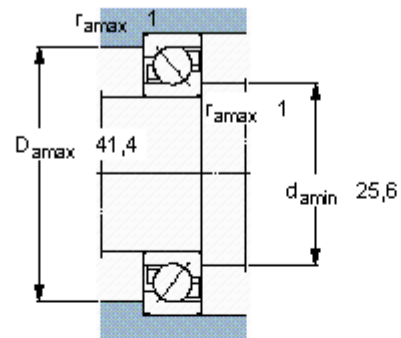
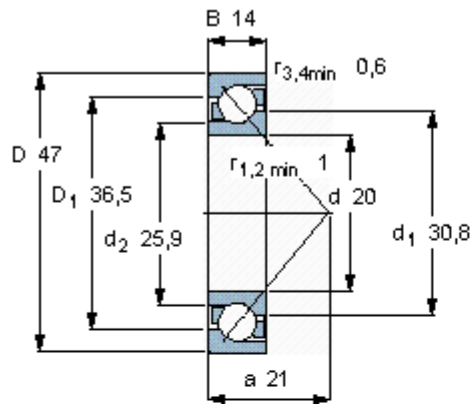
Tolerances , see also [text](#)

Axial internal clearance, a), b), [preload](#), see also [text](#)

[Recommended fits](#)

[Shaft and housing tolerances](#)

Principal dimensions			Basic load ratings		Fatigue load limit P_u	Speed ratings		Mass	Designation
d	D	B	dynamic	static		Reference speed	Limiting speed		
mm			kN		kN	r/min		kg	-
20	47	14	13,3	7,65	0,325	18000	18000	0,11	7204 BEP



Calculation factors

$k_r = 0,095$

$k_a = 1,4$

$e = 1,14$

$X = 0,35$

$Y = 0,57$

$Y_0 = 0,26$

