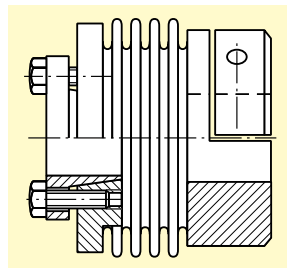
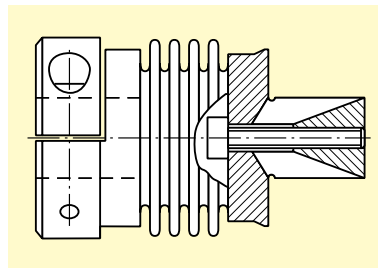


# Type Series Versions Installation Examples

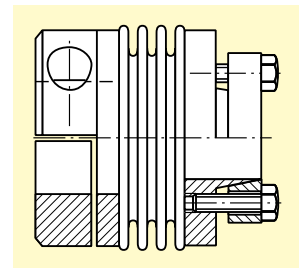
## Variable series



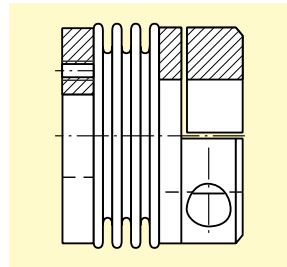
**Series AK/AKD**  
Model with clamping hub and inner conical hub



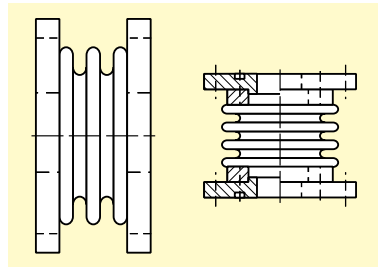
**Series AKN/S**  
Model with clamping hub and expanding clamps



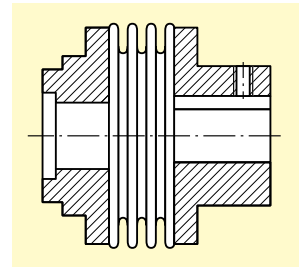
**Series AKD/AK/SB**  
Model with clamping hub and outer conical hub





**Series AKD/CK**  
Model with clamping hub and flange



**Series CK/XX**  
Model with special flange



**Series AKN/XX**  
Version with special hub on both sides



**Sample applications**

**GERWAH®**