

Street Light SLT150 (P80W, P100W, P120W, P140W, P160W)



Parameter

Type	02-SLT150-P80W, P100W, P120W, P140W, P160W-01
Light source	LED
Input voltage	AC (85V ~ 265V) DC (12V 24V)
Output voltage	25V ~ 36V
Power factor (PF)	> 0.9
Power	80W, 100W, 120W, 140W, 160W
Light efficiency	> 80lm, w
Color temperature (CCT)	2700 – 7000K
Color instruction	> 80
View angle	65°
Work temperature	-30°C ~ 50°C
Work humidity	10% ~ 95% RH
Life time	> 50000 Hrs
Case body and lampshade	Aluminium alloy and toughened glass
Dimension of the external box (LxWxH)	90x35x20cm
Quantity (PCS)	1 pcs in a carton
Net weight	13 Kg
Ip grade	IP65

Product characteristics

SLT150 series high power LED street light is one of green environment protected new lights which our company chooses imported chips and self-encapsulated integrated chips LED as light source & which accord with GB7000.5 – 2005 standard (road and street luminance lighting safety requirements).

Logical structure, beautiful appearance, wetness & heat endurance, perfect airproof.

High fixture efficiency, real vision; on harm to eyes and skin; safe use.

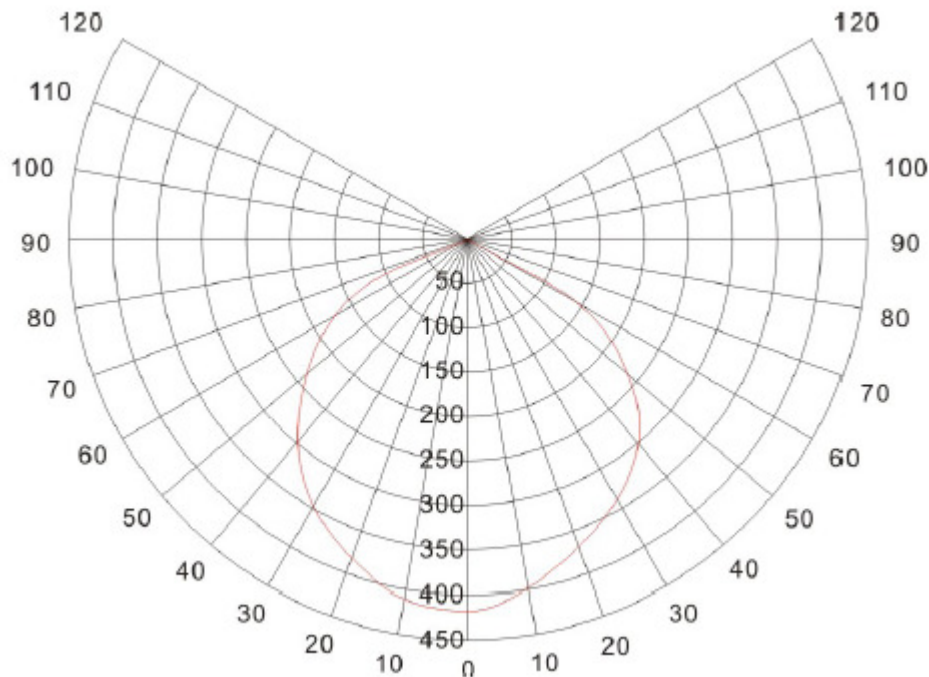
Choose new types of LED lightings and outfit specially designed light-fit system. Light working life is 50000hrs which can be used over 10 years. Don't need replace lamp for it's whole life. Under same lux, the lights can save energy 60% more than high voltage sodium lamps.

Agile & convenient installation.

Environment protected, energy saved, no empoison. LED is no empoison for environment, and stable for capability which realizes real green environment protected energy saving lighting.

Applicability scope: SLT150 series LED street lights can be used for city roads, habitation areas, industrial areas, pedestrian crossing, squares, gardens, schools, villas, yards, etc.

Photometric Results



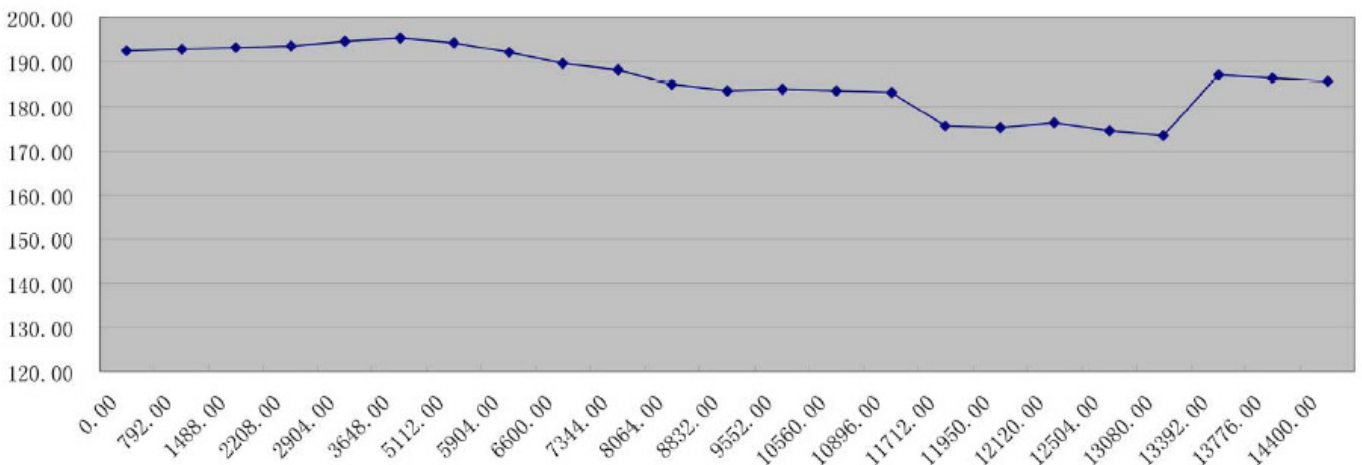
Luminance Measurement

LED power	Pole height	Distance between two poles	Luminance (lux)		Uniformity
			center	average	
80W	6m	18m~24m	60	23	0.4
	7m	21m~28m	48	20.5	
	8m	24m~32m	41	18.5	
	9m	27m~36m	31	16	
100W	7m	21m~28m	56	22.5	
	8m	24m~32m	43	20	
	9m	27m~36m	35	18	
	10m	30m~40m	26	15	
120W	7m	21m~28m	64	24	
	8m	24m~32m	46	22	
	9m	27m~36m	40	20	
	10m	30m~40m	32	18	
140W	8m	24m~32m	54	28	
	9m	27m~36m	46	25	
	10m	30m~40m	38	22	
	11m	35m~45m	30	20	
160W	9m	27m~36m	52	27	
	10m	30m~40m	44	25.5	
	11m	35m~45m	36	23	
	12m	39m~52m	33	20	

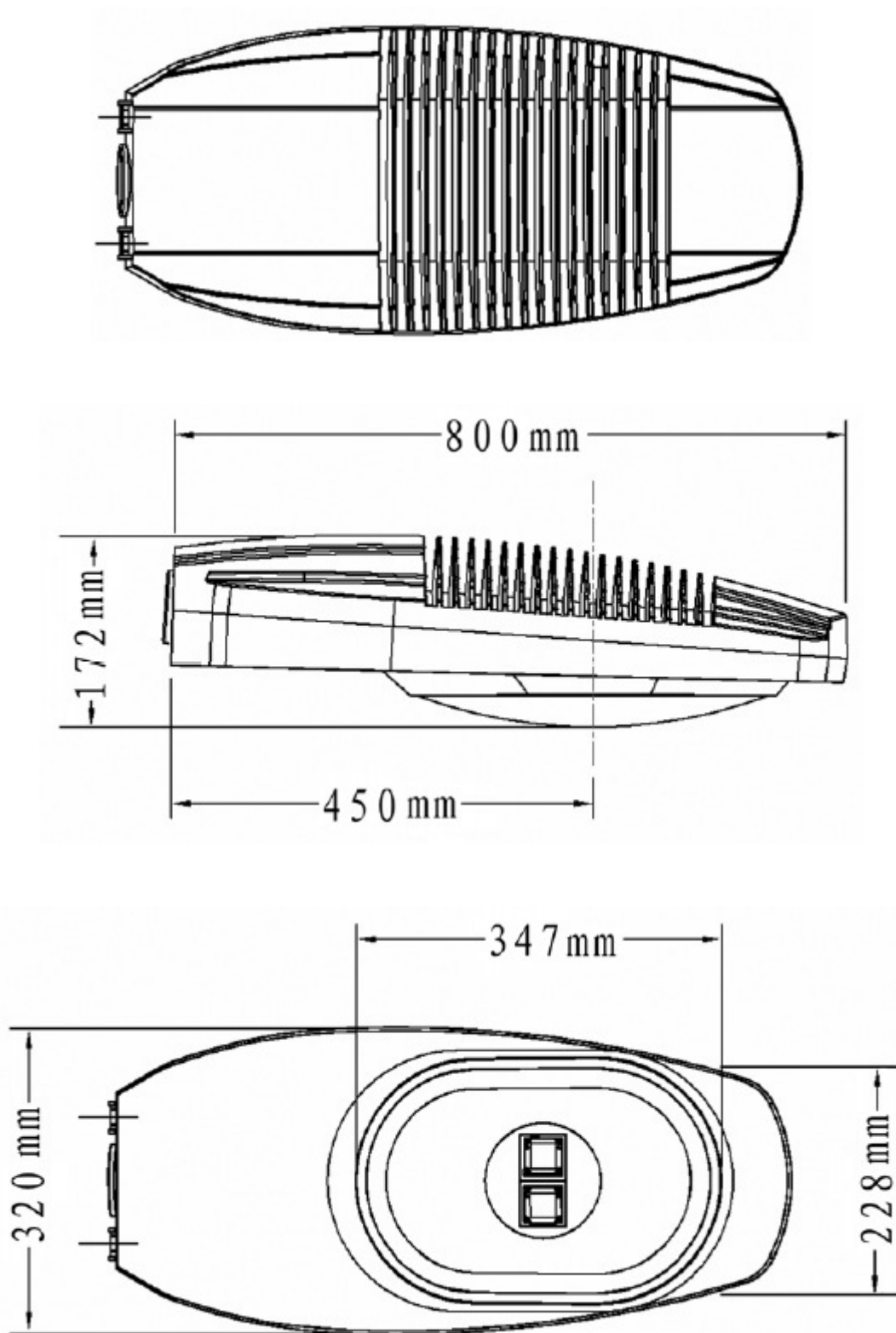
Light decay

High power LED street light life time test report (test condition)

Use single 70W high power LED street light, outdoor continuously keep ON, for 14'400 h



Product Dimensions



Usage and installation

This product is applicable for wide voltage AC power supply network, environmental temperature is around $-40^{\circ}\text{C}\sim 55^{\circ}\text{C}$.

During installation please first to fix the street lights on poles through installation brackets.4.3.1 If power supply is DC driven, red cable of street light for anode, white cable for cathode.

If power supply is AC, DC driven, colored cable of street lights should be connected with ground (having nameplate with ground)

Connecting power supply after checking, lights can work.

Installation (As below picture shows):

Open the stainless clasper, and open the crust of the street light and open under prop. Connect cables of street light. Pay attention to the notes of connection. Cable connection should be distinguished zero wire N, ground wire, live wire. Set sealed circle onto bracket tube of light pole and set into light installation loop. Please note to set it on an even keel and fix with bolt. The largest buckle stainless clasper. Don't press light wires.

