

# **RONFELL GROUP LTD**

New Range of LED Lamp &  
Lighting Products


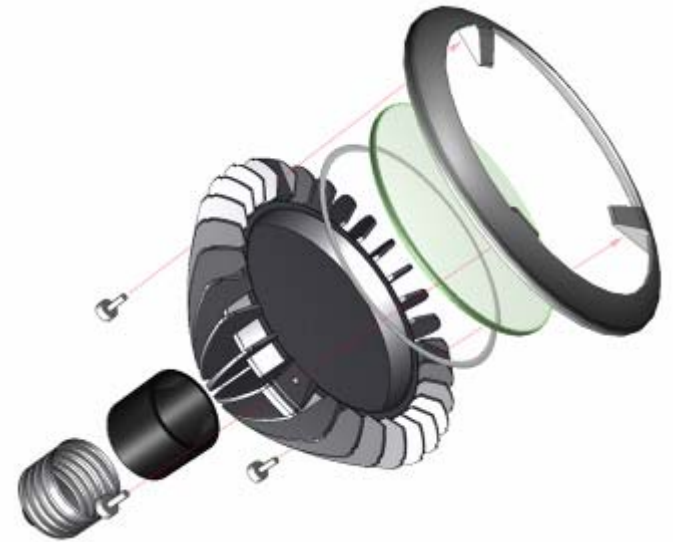
August 2008

# PAR 30



- Base type: E27.
- Total power: 8 Watt.
- Beam angle: 30 degree.
- Color temp. (Typ.): 3000/5200 K
- Light output (Typ.): 315/385 Lm.

Plug-in  
All-in-one  
LED Light Bulbs





# Track Light

- Total power: 8 Watt.
- Beam angle: 30 degree.
- Color temp. (Typ.): 3000/5200 K
- Light output (Typ.): 315/385 Lm.



- Application: Reading Light
- LED : 3W High-power
- LED Color Temp.: 3000K / 5200K
- Light Output: 100 / 120 Lm (Typ.)
- Power Supply Specs.:  
Input Voltage: 90~240Vac.  
Total Power: 4 Watt


# LED READING LIGHT



## Features:

- Clamping / Standing base
- High brightness, no flicker and
- Energy Saving
- No UV or IR Radiation
- No heat degenerate
- Long-life operation (~50,000 hrs)

# T8 TUBE LIGHT





LED Light Source : 1 W x 6ea (Nichia)  
Input Voltage: 24VDC  
Power Consumption: 7 W max.  
Color Temp.:5200 / 3000

# JEWELRY LINEARLIGHT



# CABINET LINEAR LIGHT

LED Light Source : 1 W x 6ea (Nichia)

Input Voltage: 24VDC

Power Consumption: 7 W max.

Color Temp.: 5200 / 3000

IP: 42



# PLANI LINEARLIGHT

Application : ambient light / cabinet lighting  
LED Light Source : 6ea x 1 watt Nichia (083)  
Beam Angle : 60/120  
LED Color Temp : 3000K/5200K (Typical)  
Total Lumens (Typ.):  
3000K: 270 Lm  
5200K: 330 Lm  
Input Voltage: 24V DC  
Power Consumption: 7 W (Typical)





# FOOD DISPLAY LIGHTING

Outline Dim:1250 (L) X 30 (W) X 22.85 (H) cm  
LED Light Source : 24ea, Nichia 083  
Color Temp.:5200±400K / 3000±300K  
Input Voltage: 24 Vdc  
Power Consumption: 28 w (Typ.)  
Net Weight :750g





**COLOR TEMPERATURE  
ADJUSTABLE  
LIGHTS**


# FULL COLOR LINEARLIGHT

LED Light: 24ea, 3 in 1 R/G/B  
LED Color Mixing (typical): 10 million color  
changing and fading control  
Input Voltage: 24Vdc  
Power consumption: 7Watt (max.)  
Beam Angle: 120 degree  
Output Lumens (Typical):  
R: 36 lm  
G: 88 lm  
B: 17 lm  
IP: 54  
Control Bus: DMX512





SHOWCASE LIGHTS  
APPLICATION

















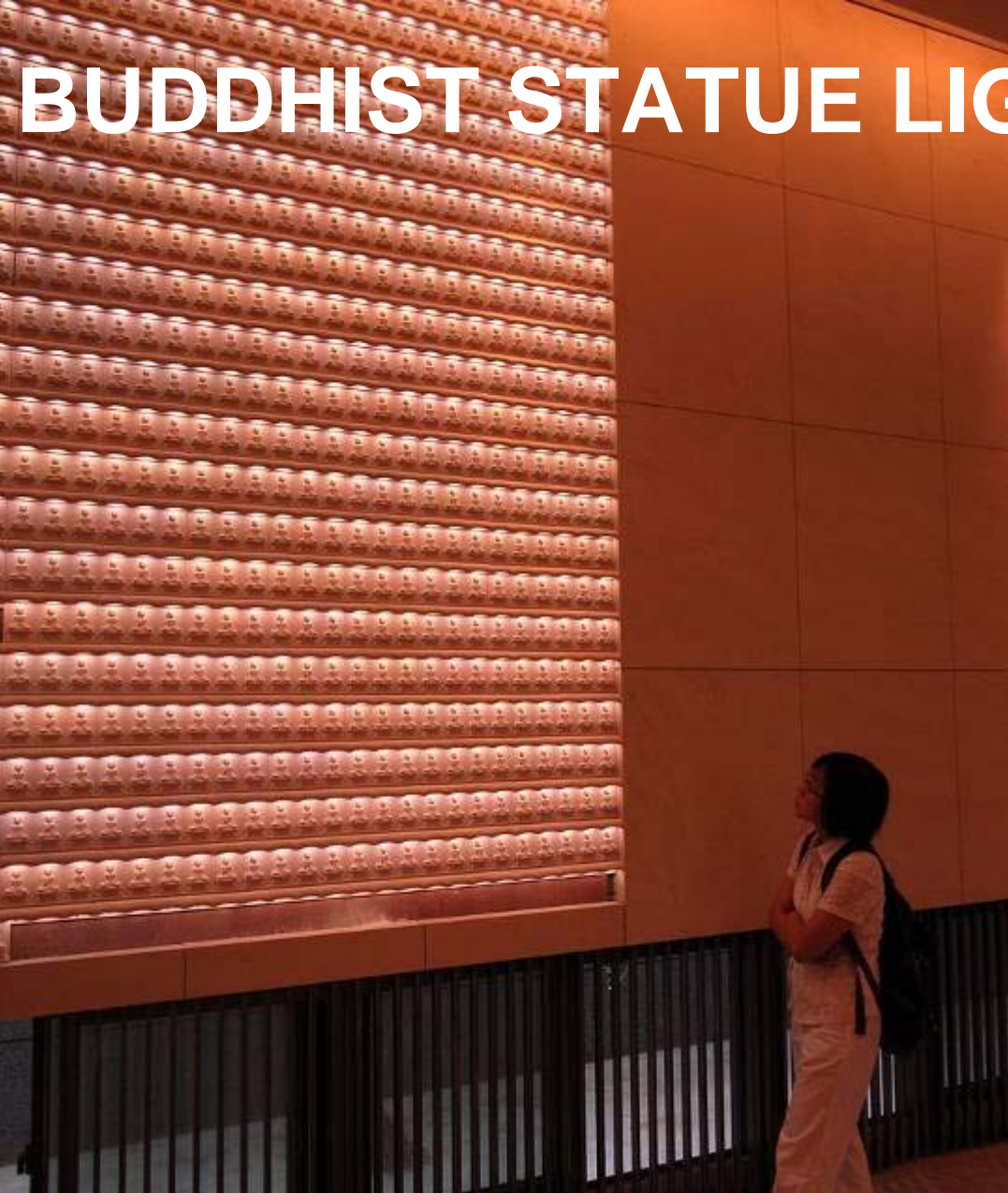
# FLOOD LIGHT

## Specification:

Outline Dim.: 301x294.2x114.4 mm  
LED Light Source: 1W x 60ea (Nichia)  
Color Temp.: 5200±400K / 3000±300 K  
LED driver current: 300mA  
LED module input Voltage: 24Vdc  
External Voltage: 90~220 Vac  
Total Power: 90 Watt



# BUDDHIST STATUE LIGHTS



- Input voltage : 110V /220V
- Power : 800W
- LED Power : 0.5W x 4 x 432 pcs
- Light output dimmable
- Variable Color Temp. :  
2800~5500K
- Programmable

# MONT BLANC



# THANK YOU

---

## **RONFELL GROUP LTD**

Challenge House, Pagefield Industrial Estate,  
Miry Lane, Wigan, Lancashire. WN6 7LA

**Tel:** +44 (0)1942 492200

**Fax:** +44 (0)1942 492233

Website: [www.ledfluorescentlamps.com](http://www.ledfluorescentlamps.com)

Email: [sales@natolamps.com](mailto:sales@natolamps.com)