



VIN Semiconductors Pvt. Ltd.

Corporate Office:
306/307, Marathon Max,
L.B.S. Marg, Opp. Nirmal Lifestyles,
Mulund (W), Mumbai - 400080. India
Tel: +91-22-25678133/44/25924438
Fax: +91-22-25924437
Email: contact@vininternational.com
www.vinopto.com
www.vininternational.com

Delhi Office:
Unit No. 310, 3rd Floor,
Vardhman North Plaza,
Plot No. H-4,
Netaji Subhash Place,
Wazirpur, Delhi - 110034
Tel: 011-47034947
Email: delhi@vininternational.com

Bangalore Office:
#12, 1st Cross, Shreenivagallu,
100 feet Intermediate Ring Road Cross,
Koramangala, Bangalore - 560 047.
Tel: 080 2571 6436
Email: bangalore@vininternational.com

Pune Office:
Office No. B-20,
East Street Galleria,
Near Bombay Garage,
Camp, Pune - 411001
Tel: 020-30454248
Email: pune@vininternational.com

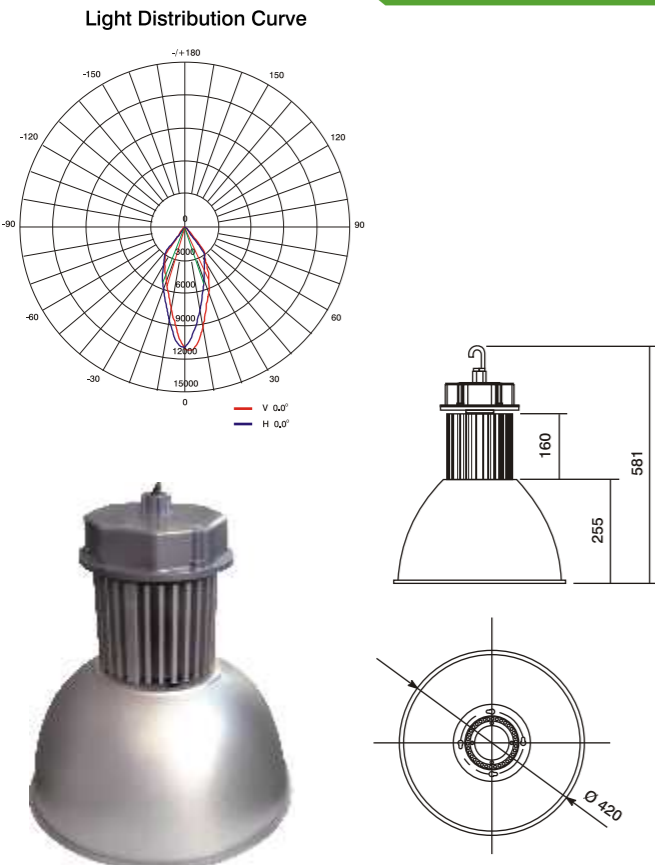


New Products

January 2010

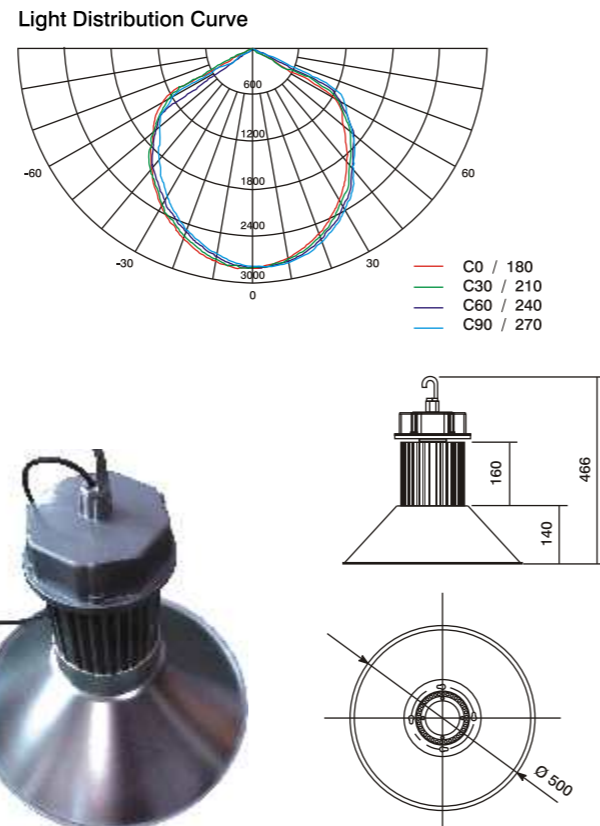
LED High Bay Light

LED High Bay Light



VHB - 100 - 40

AC85V~265V	100 W	6500 Lm	Average Illuminance	Illuminance Area
40°	5.5 Kg	IP65	Life 50000 hrs	Color Rendering > 80 Ra
			6M ht : 311 Lux	6M ht : 4.4M Ø
			8M ht : 175 Lux	8M ht : 5.8M Ø
			10M ht : 112 Lux	10M ht : 7.3M Ø



VHB - 100 - 120

AC85V~265V	100 W	6500 Lm	Average Illuminance	Illuminance Area
120°	5.5 Kg	IP65	Life 50000 hrs	Color Rendering > 80 Ra
			6M ht : 24.6	6M ht : 12.3M Ø
			8M ht : 13.6 Lux	8M ht : 16.5M Ø
			10M ht : 11.2 Lux	10M ht : 21.2M Ø

LED Down Light

LED Down Light



V12D

90 ~ 260 VAC	12 W	12*1 LEDs	Life 50000 hrs	Color Rendering > 80 Ra
Color Temp. 5000~6000K	IP20			



VIN-ECO-F6

350 mA	6 W	6x1W LED	100 LM/W	Life 50000 hrs
Driver Excl.	Alum.			

Use PS-NW8-350 LED Driver

VIN-ECO-F18

700 mA	18 W	6x3W LED	100 LM/W	Life 50000 hrs
Driver Excl.	Alum.			

Use PS-NW18-700 LED Driver

LED Bulbs



VL-MR16C

12 V DC	3 W	3 LEDs	GU5.3
30°	2700-3500K	MR16	

Use PS-NW4-350 LED Driver



VL-MR16D

12 V DC	3 W	1 LED	GU5.3
120°	2700-3500K	MR16	

Use PS-NW4-350 LED Driver



VL-1003C

12 V DC	5 W	12 LEDs	SMD LED
GU5.3	60°	2700-3300K	170 lm

Use PS-NW8-350 LED Driver



VIN-3x2W-MR16

220 V AC	6 W	3 LEDs	
Colors	30° / 45° / 60°	Driver Incl.	

LED Bulbs



VL-PL4

220 V AC	4 W	4 LEDs	G24D-1
180°	4000-4500K	240-280 lm	PL Base



VL-PL6

220 V AC	6 W	6 LEDs	
180°	5500-7000K	G24D-3	



VL-PLP4

220V AC	4 W	60 LEDs	
360°	5000K	G24D-1	



VL-PLP8

220V AC	8 W	120 LEDs	G24D-1
360°	4000K	720 lm	PL Base

LED Bulbs



VL-BL4

220 V AC	4 W	60 LEDs	B22
360°	4000K	300lm	



VL-BL7

220V AC	7 W	12 LEDs	SMD LED
B22	60°	2700-3300K	280 lm



VL-GU10-7

220V AC	7 W	12 LEDs	SMD LED
GU10	60°	2700-3300K	280 lm



VIN-CL3 (Candle Lamp)

AC230V	B22	3 W	
1 LED	120°	Colors	

LED Solar Street Light

VIN-SST-28

Solar PV Panel 75 W, 24V	Battery Bank 12V 65AH
LED Light 28 W	Includes : LED Light / Pole / Solar Panel / Charge Controller

VIN-SST-56

Solar PV Panel 150 W, 24V	Battery Bank 12V 88AH
LED Light 56 W	Includes : LED Light / Pole / Solar Panel / Charge Controller

VIN-SST-112

Solar PV Panel 300 W, 24V	Battery Bank 12V 180AH
LED Light 112 W	Includes : LED Light / Pole / Solar Panel / Charge Controller

VIN-SST-168

Solar PV Panel 400 W, 24V	Battery Bank 12V 135AH
LED Light 168 W	Includes : LED Light / Pole / Solar Panel / Charge Controller

VIN-SST-224

Solar PV Panel 600 W, 24V	Battery Bank 12V 180AH
LED Light 224 W	Includes : LED Light / Pole / Solar Panel / Charge Controller



LED Hybrid Street Light (Solar + Wind)

VIN-HST-28

Solar PV Panel 75 W, 12V	Battery Bank 12V 75AH	Wind Power Generator
LED Light 28 W	Includes : LED Light / Pole / Solar Panel / Charge Controller / Wind Mill	

VIN-HST-56

Solar PV Panel 75 W, 12V	Battery Bank 12V 75AH	Wind Power Generator
LED Light 56 W	Includes : LED Light / Pole / Solar Panel / Charge Controller / Wind Mill	



LED Down Light

VIN-ECO-F7

350 mA	7 W	7x1W LED	100 LM/W
Driver Excl.	Alum.	Life 50000 hrs	

Use PS-NW8-350 LED Driver



VIN-ECO-F21

700 mA	21 W	7x3W LED	100 LM/W
Driver Excl.	Alum.	Life 50000 hrs	

Use PS-NW21-700 LED Driver

LED Down Light

VIN-ECO-F9

350 mA	9 W	9x1W LED	100 LM/W
Driver Excl.	Alum.	Life 50000 hrs	

Use PS-NW12-350 LED Driver



VIN-ECO-F27

700 mA	27 W	9x3W LED	100 LM/W
Driver Excl.	Alum.	Life 50000 hrs	

Use PS-NW27-700 LED Driver

LED Down Light

VIN-ECO-12

350 mA	12 W	12x1W LED	100 LM/W
Driver Excl.	Alum.	Life 50000 hrs	

Use PS-NW12-350 LED Driver



VIN-ECO-F36

700 mA	36 W	12x3W LED	100 LM/W
Driver Excl.	Alum.	Life 50000 hrs	

Use PS-NW36-700 LED Driver

LED Ceiling Light



VIN-GP-2x2-24 W
VIN-GP-2x2-30 W
VIN-GP-2x2-36 W
VIN-GP-2x2-48 W

220 V AC	100 LM/W	IP 20	Life 50000 hrs	Colors w ww
----------	----------	-------	----------------	-------------

LED Ceiling Light



VIN-CP-2x2-24 W
VIN-CP-2x2-30 W
VIN-CP-2x2-36 W
VIN-CP-2x2-48 W

220 V AC	100 LM/W	IP 20	Life 50000 hrs	Colors w ww
----------	----------	-------	----------------	-------------

LED Ceiling Lights Surface Mounted



VIN-SMC1-12W

220 V AC	100 LM/W	IP 20	Life 50000 hrs	Colors w ww
----------	----------	-------	----------------	-------------



VIN-SMC2-12W


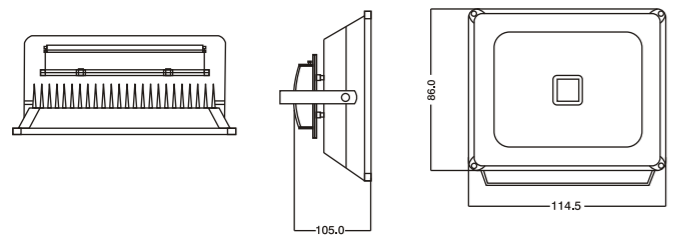
220 V AC	100 LM/W	IP 20	Life 50000 hrs	Colors w ww
----------	----------	-------	----------------	-------------



VIN-SMC3-9W

220 V AC	100 LM/W	IP 20	Life 50000 hrs	Colors w ww
----------	----------	-------	----------------	-------------

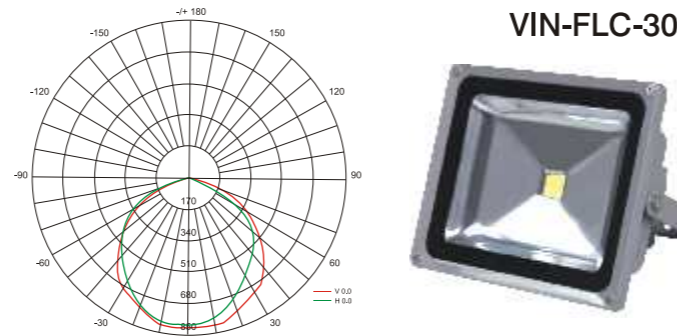
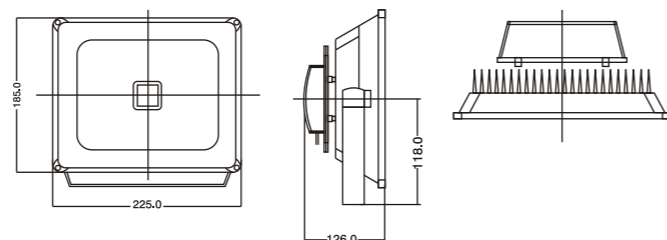
LED Flood Light



VIN-FLC-10

AC85V~265V	10 W	1 LED	Average Illuminance	Illuminance Area
Color Temp 2700~7000K	IP65	Life 50000 hrs	1M ht : 70 Lux 2M ht : 17 Lux 3M ht : 7.7 Lux	1M ht : 3.3*3.3M 2M ht : 6.5*6.5M 3M ht : 9.8*9.8M


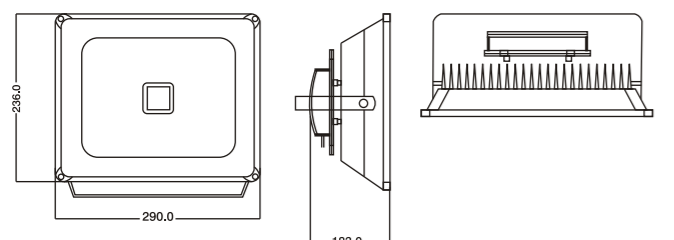
LED Flood Light



VIN-FLC-30

AC85V~265V	30 W	1 LED	Average Illuminance	Illuminance Area
Color Temp 2700~7000K	IP65	Life 50000 hrs	2M ht : 26 Lux 3M ht : 11.5 Lux 4M ht : 6.5 Lux	2M ht : 3.3*3.3M 3M ht : 6.5*6.5M 4M ht : 9.8*9.8M

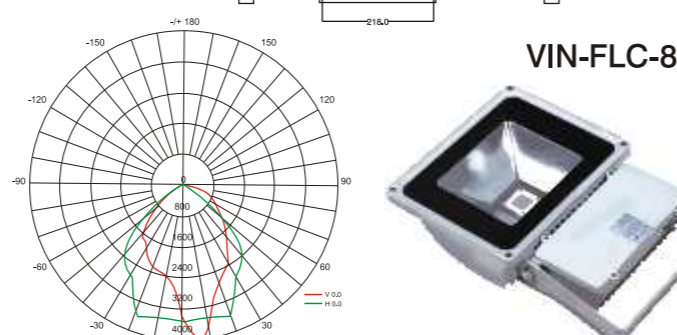
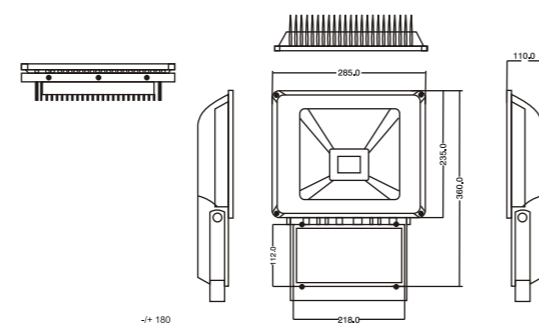
LED Flood Light



VIN-FLC-50

AC85V~265V	50 W	1 LED	Average Illuminance	Illuminance Area
Color Temp 2700~7000K	IP65	Life 50000 hrs	4M ht : 36 Lux 6M ht : 16 Lux 8M ht : 9 Lux	4M ht : 9*9M 6M ht : 14*14M 8M ht : 19*19M

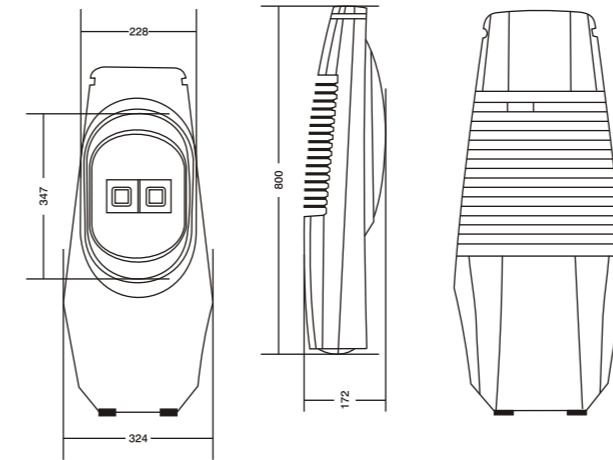
LED Flood Light



VIN-FLC-80

AC85V~265V	80 W	1 LED	Average Illuminance	Illuminance Area
Color Temp 2700~7000K	IP65	Life 50000 hrs	4M ht : 106 Lux 6M ht : 47 Lux 8M ht : 26 Lux	4M ht : 6.7*6.7M 6M ht : 10*10M 8M ht : 13*13M

LED Street Light



VIN-STC-150

AC(85V~265V)	150 W	IP65	Average Illuminance	Illuminance Area
13 kg	Life 50000 hrs	65°	9 M : 31 Lux 10 M : 30 Lux 11 M : 29 Lux 12 M : 28 Lux	9 M : 22M~28M 10 M : 25M~35M 11 M : 30M~37M 12 M : 36M~43M



LED Solar Lanterns



VIN-LAN1

Material : Iron	Life 30000 hrs	Size ϕ10.5 cm
IP55	LED:1*0.35 W	

LED Solar Lanterns




VIN-LAN2

Material : Plastic	Life 30000 hrs	Size ϕ14.5 cm
IP55	1.8 W	LED 6*0.3W

Solar Garden Light with Infrared Sensor

It has a solar panel & motion sensor.



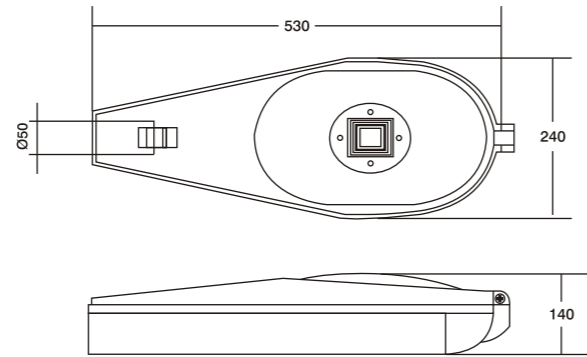
VIN-GLS-M1

Material : SS	Life 30000 hrs	Height 60 cm
IP55	21 LEDS	LED:21*ϕ5

LED Street Light

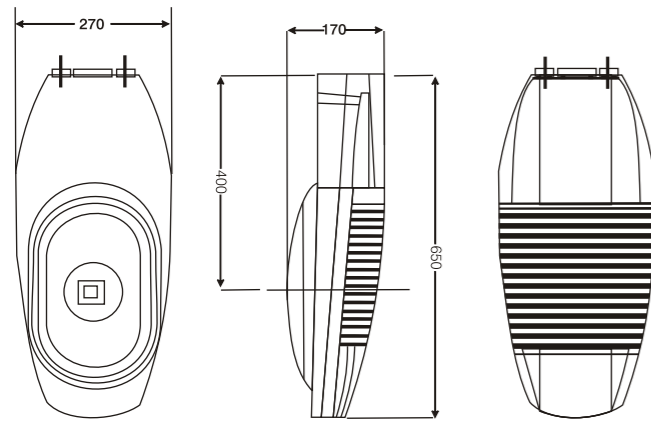


VIN-STC-20



AC(85V~265V)	20 W	Average Illuminance 4M : 49.7 lux / 6M : 13.3 Lux
7.5 kg	Life 50000 hrs	IP65
Illuminance Area 4M : 7.5M / 6M : 15M		

LED Street Light



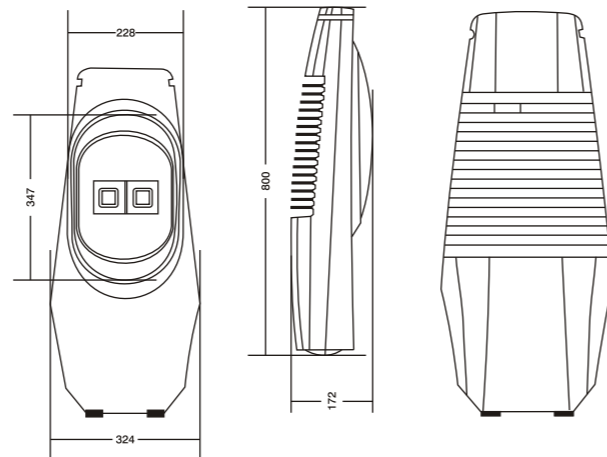
VIN-STC-60

AC(85V~265V)	60 W	IP65	Average Illuminance 7 M : 17 Lux 8 M : 15 Lux 9 M : 12 Lux 10 M : 10 Lux	Illuminance Area 7 M : 21M~28M 8 M : 24M~32M 9 M : 27M~36M 10 M : 30M~40M
10 kg	Life 50000 hrs	65°		

LED Street Light

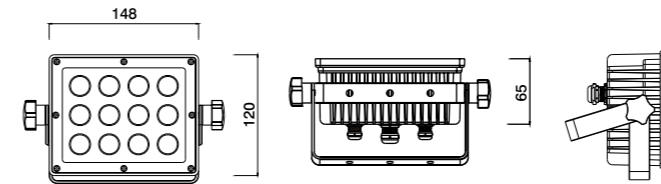


VIN-STC-100



AC(85V~265V)	100 W	IP65	Average Illuminance 7 M : 22.5 Lux 8 M : 20 Lux 9 M : 18 Lux 10 M : 15 Lux	Illuminance Area 7 M : 21M~28M 8 M : 24M~32M 9 M : 27M~36M 10 M : 30M~40M
13 kg	Life 50000 hrs	65°		

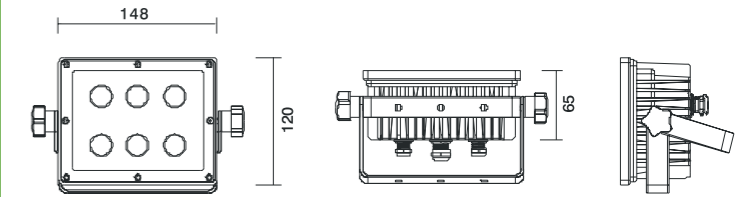
LED Flood Light



VIN-FLD-12

220 V AC	12 W	12x1W LED	10°120°	350 mA
Size (mm) 148 x 120 x 65		1.4 kg	Life 50000 hrs	IP65

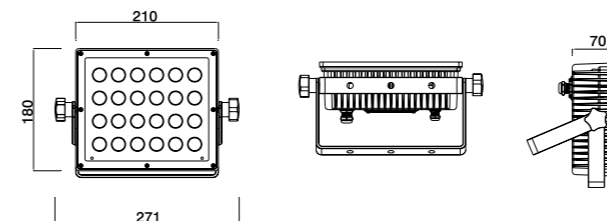
LED Flood Light



VIN-FLD-18

220 V AC	18W	6x3W LED	66°	350 mA
Size (mm) 148 x 120 x 65		1.45 kg	Life 50000 hrs	IP65

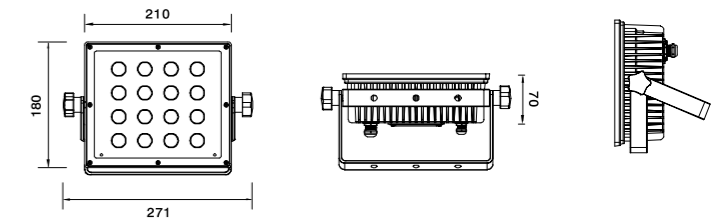
LED Flood Light



VIN-FLD-24

220 V AC	24 W	24x1W LED	10°120°	350 mA
Size (mm) 210 x 180 x 70		2.3 kg	Life 50000 hrs	IP65

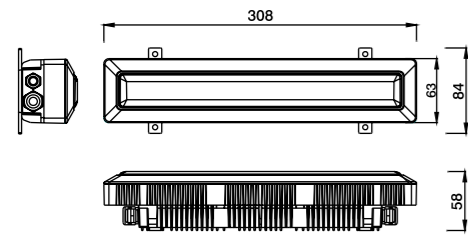
LED Flood Light



VIN-FLD-36

220 V AC	36 W	12x3W LED	66°	350 mA
Size (mm) 271 x 180 x 70		2.3 kg	Life 50000 hrs	IP65

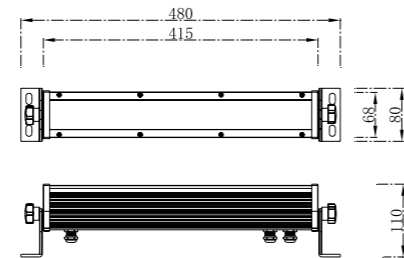
LED Flood Light



VIN-FLB-12 (Mini)

220 V AC	12W	12x1W LED	50°	350 mA
Size (mm) 308 x 84 x 58	1.45 kg	Life 50000 hrs	IP65	Colors Available W R G B WW Y RGB

LED Flood Light



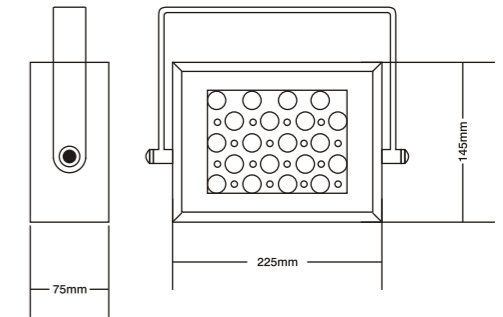
VIN-FLB-12

220 V AC	12W	12x1W LED	15°/38°/50°/60°	350 mA
IP65	350 mA	Size (mm) 480 x 80 x 110	Life 50000 hrs	

LED Flood Light

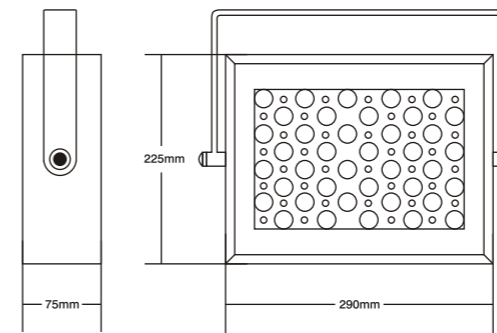


VIN-FLO-40



AC100V~260V	40W	45°	IP65	Size (mm) 145 x 225 x 75	Driver Incl.	4000 LM
-------------	-----	-----	------	-----------------------------	--------------	---------

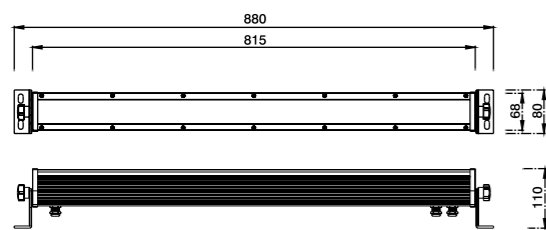
LED Flood Light



VIN-FLO-80

AC100V~260V	80W	45°	IP65	Size (mm) 290 x 225 x 75	Driver Incl.	8000 LM
-------------	-----	-----	------	-----------------------------	--------------	---------


LED Flood Light



VIN-FLB-24

220 V AC	24W	24x1W LED	15°/38°/50°/60°	350 mA
IP65	350 mA	Size (mm) 880 x 80 x 110	Life 50000 hrs	

LED RGB Tube

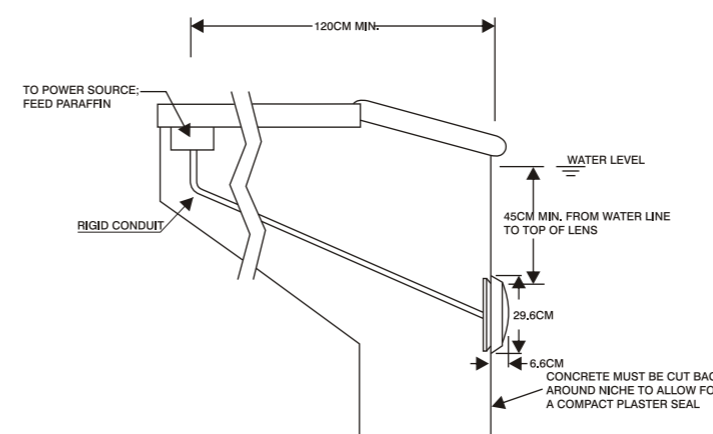


VIN-RGBT-4

12 V DC	13 W	48 LED	≥250°	280 LM
Size (mm) 1050 x 74 x 75	0.7 kg	SMD (5050)	Life 50000 hrs	



LED Underwater Light



VIN-UWL-9

350 mA	9 W	IP 68
Driver Excl.	Colors Available W R G B WW Y RGB	