


PowerWhite Driver

LED Driver



A universal input LED driver with high-voltage DC output, delivering a total output power of 60W, ideal for industrial LED lighting solutions.

Features / Benefits

- **Universal Input** - 90V to 264Vac input range.
- **High O/P Power** - 20W - 60W power output range.
- **2 x Output LED Currents** - 350mA 700mA drive current (typ: 45 @ 350mA, 24 @ 700mA)
- **High Reliability** - No electrolytic capacitors
- **Thermal Stability** - Used in high ambient temperature applications.
- **Lifesaver™** - LED thermal feedback protection.
- **High Power Factor**
- **IP67 Rated** - Fully encapsulated construction.
- **Sturdy Casing** - Fully Diecast Enclosure.
- **ATEX Pending** - ATEX approval pending for hazardous area lighting.

Applications

- Roadway Lighting
- Tunnel Lighting
- Hazardous Area Lighting
- Signage Illumination
- Architechtural and Display Lighting
- Any application demanding High Power, High Reliability, Long Life and Rugged Construction

Environmental

Operating Ambient Temp.	-10°C to +80°C
Operating Case Temp.	-10°C to +85°C
Ambient Storage Temp.	-40°C to +100°C
Ingress Protection	IP67
MTBF (@50°C)	50K Hours

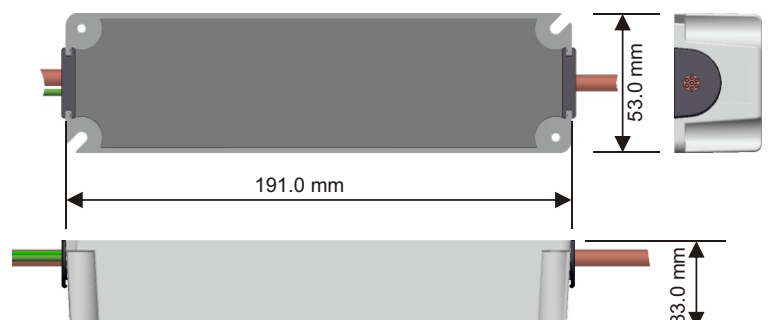
Typical Application



Hazardous Area Lighting

Mechanical Specification

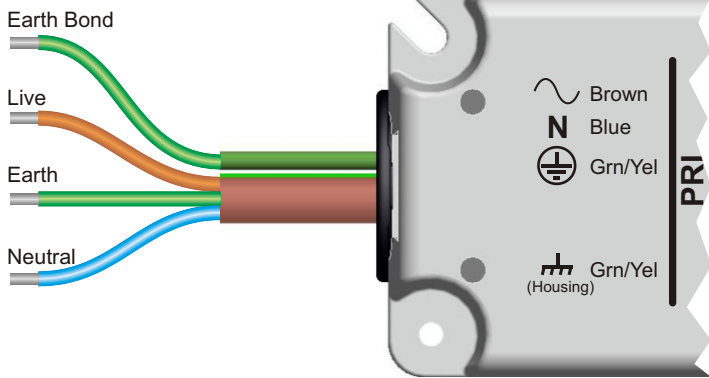
Size	191mm x 53mm x 33mm
Finish	Anodised Aluminium
Internal	Encapsulated to IP67
Fixing Method	4 x M3 Screws
I/P Cable Length	300mm
O/P Cable Length	300mm



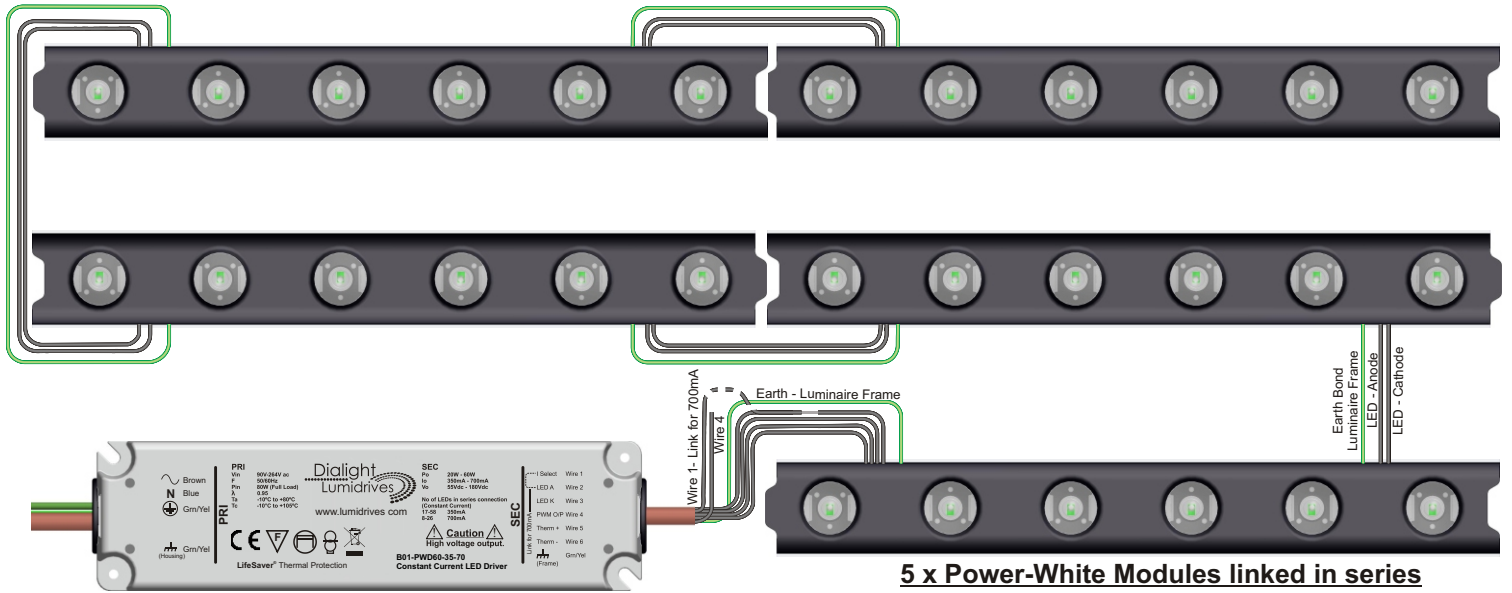
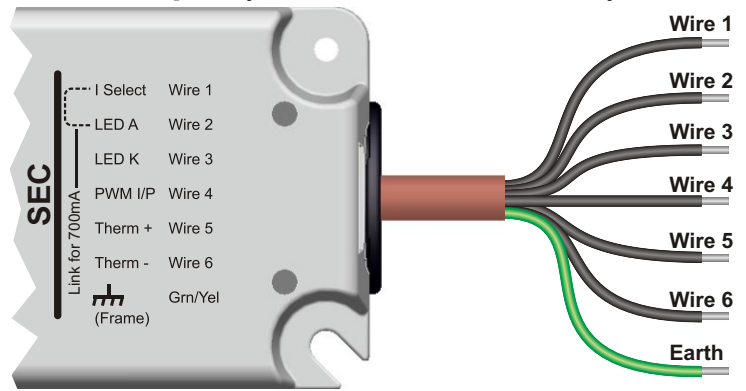
Dimensions

Typical Connection

Input (3-Core + Earth Bond)



Output (6 Numbered + Earth)



5 x Power-White Modules linked in series

Electrical Specification

Input	
Voltage (V_{in})	90Vac to 264Vac
Frequency (f)	50 / 60Hz
Power Factor (λ)	0.95
Input Current (I_{in})	1.2 Amps max.
Line Current	Active Control
Inrush Current	<2 Amps
Output	
Voltage Range	55Vdc - 180Vdc (1)
Maximum Power	60W
Minimum Power	20W
Output Current (I_{out})	350mA \pm 5% (Pre-Set) 700mA \pm 5% (Pre-Set)
No. Of LEDs	17 to 48 @ 350mA 8 to 26 @ 700mA
Output Control	Constant Current
Power Supply Protection	Over-Temp. Cut Off Open-Circuit Cut Off
LED Protection	Thermistor Circuit (1)
Connection	Wires

Wire Description

Input	
Brown	90Vac to 264Vac Live
Blue	Neutral
Green	Mains Earth
Separate Green/Yellow	Earth Bonding
Output	
Wire 1	Current Select (Connect this to Wire 2 for (700mA Output. Not used) (if 350mA required.)
Wire 2	LED Anode (Series LEDs)
Wire 3	LED Cathode (Series LEDs)
Wire 4	PWM Input - Not Used
Wire 5	Thermistor +
Wire 6	Thermistor - (Thermistor feedback from) (LED PCB - Should be 10k) (NTC Type.)
Green/Yellow	Earth Bond - Luminaire Frame

Product Code and Description

B01-PWD60-35-70

Power-White Driver 350 / 700mA

Dialight-Lumidrives Ltd. reserves the right to make changes to this product at any time in order to supply the best possible product.

Dialight-Lumidrives Ltd. - York House - Wetherby Road - Long Marston - York - YO26 7NH - UK - Tel: +44 (0)1904 739150 - Fax: +44 (0)1904 737926 - www.lumidrives.com
Dialight Corporation - 1501 Route 34 South - Farmingdale - NJ - 07727 - USA - Tel: (1) 732 919 3119 - Fax: (1) 732 751 5778 - www.dialight.com