









LED Drivers : Constant voltage and constant current

	Pictures	Model	Voltage Range	Constant Output Current	Rated Output Power	Rated output voltage	Power factor	LED Type	No of lamp	Dimension L x W x H (mm)	Approval	Protection	Temp ta°C	Temp tc°C	Connection
A. Universal Independent High Power Factor LED Drivers (with constant voltage and constant current)															
1		LLVC12A UNI	100V~240V 50~60Hz	DC 350mA	1-12W	DC 3-36V	0,95	1W	1 to 12 x 1W 1 to 9 x 1.3W	167x38x29.5	ENEC	Class II	-20 ~ +50	70	series
2		LLVC12B UNI	100V~240V 50~60Hz	DC 700mA	3-12W	DC 4-18V	0,95	3W & 5W	1 to 4 x 3W 1 to 2 x 5W	167x38x29.5	ENEC	Class II	-20 ~ +50	70	series
B. Universal Built-in High Power Factor LED Drivers															
3		LTVC18A UNI	100V~240V 50~60Hz	DC 350mA	1-18W	DC 3-54V	0,96	1W	1 to 18 x 1W	103x67x30.5	ENEC	Built-in	-20 ~ +50	70	series
4															
5		LTVC18B UNI	100V~240V 50~60Hz	DC 700mA	3-18W	DC 3-30V	0,96	3W & 5W	1 to 6 x 3W 1 to 3 x 5W	103x67x30.5	CE	Built-in	-20 ~ +50	70	series
6															
C. Independent Low power factor LED Drivers															
7		LMVC6B UNI	100V~240V 50~60Hz	DC 700mA	3-6W	DC 4-10V	-	3W & 5W	1 to 2 x 3W 1 x 5W	85x40x22	ENEC	Class II	-20 ~ +50	70	series
8		LMVC6B	220V~240V 50~60Hz	DC 700mA	3-6W	DC 4-10V	-	3W & 5W	1 to 2 x 3W 1 x 5W	85x40x22	ENEC	Class II	-20 ~ +50	70	series
9		LMVC8A UNI	100V~240V 50~60Hz	DC 350mA	1-8W	DC 3-24V	-	1W	1 to 8 x 1W 1 to 6 x 1.3W	85x40x22	ENEC	Class II	-20 ~ +50	70	series
10		LMVC8A	220V~240V 50~60Hz	DC 350mA	1-8W	DC 3-24V	-	1W	1 to 8 x 1W 1 to 6 x 1.3W	85x40x22	ENEC	Class II	-20 ~ +50	70	series
D. Built-in Low power factor LED Drivers with hard wires															
11		LRVC6B UNI	100V~240V 50~60Hz	DC 700mA	3-6W	DC 4-10V	-	3W & 5W	1 to 2 x 3W 1 x 5W	54Lx22H	ENEC	Built-in	-20 ~ +50	70	series
12		LRVC6B	220V~240V 50~60Hz	DC 700mA	3-6W	DC 4-10V	-	3W & 5W	1 to 2 x 3W 1 x 5W	54Lx22H	ENEC	Built-in	-20 ~ +50	70	series
13		LRVC9A UNI	100V~240V 50~60Hz	DC 350mA	1-9W	DC 3-27V	-	1W	1 to 9 x 1W 1 to 6 x 1.3W	54Lx22H	ENEC	Built-in	-20 ~ +50	70	series
14		LRVC9A	220V~240V 50~60Hz	DC 350mA	1-9 W	DC 3-27V	-	1W	1 to 9 x 1W 1 to 6 x 1.3W	54Lx22H	ENEC	Built-in	-20 ~ +50	70	series
E. Mini low power factor LED Driver 100~240V															
15		LSVC3A UNI	100V~240V 50~60Hz	DC 350mA	1-3W	DC 3-9V	-	1W	1 to 3 x 1W 1 to 2 x 1.3W	42x40x20 49x40x20 with mounting ear	ENEC	Built-in	-20 ~ +50	70	series
16															
17		LSVC3B UNI	100V~240V 50~60Hz	DC 700mA	3W	DC 4-5V	-	3W	1 x 3W	49x39.2x21	ENEC	Built-in	-20 ~ +50	70	series

	Pictures	Model	Voltage Range	Output Power	Output voltage	Power factor	Dimension L x W x H (mm)	Approval	Protection	Temp ta°C	Temp tc°C
F. Switching Mode Power Supply LED Drivers (Constant Voltage)											
1		LMV10W12 UNI	100V~240V 50~60Hz	10W	DC 12V	-	85x40x22	ENEC	Class II	-20 ~ +50	70
2		LMV10W24 UNI	100V~240V 50~60Hz	10W	DC 24V	-	85x40x22	ENEC	Class II	-20 ~ +50	70
3		LMV12W12	220V~240V 50~60Hz	3-12W	DC 12V	-	85x40x22	ENEC	Class II	-20 ~ +50	70
4		LMV12W24	220V~240V 50~60Hz	3-12W	DC 24V	-	85x40x22	ENEC	Class II	-20 ~ +50	70
G. Independent high power factor LED Drivers											
5		LHV60W24	220V~240V 50~60Hz	0~60W	DC 24V	0,95	173x78x30.5	CE	Class I	-20 ~ +50	70
6											
7		LHV100W24	220V~240V 50~60Hz	0~100W	DC 24V	0,95	191x88x36	ENEC	Class I	-20 ~ +50	70