
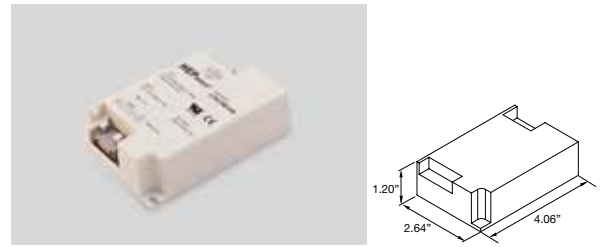



CONSTANT CURRENT LED DRIVERS | 3W(700mA) LED



| Catalog No. | Description |
|-------------|--|
| 39-LD703 | Class II, 100-240V; 3W x 1 High Output DC 700mA driver |



| Catalog No. | Description |
|-------------|--|
| 39-LD718 | Class II, 100-240V; 3W x 6 High Output DC 700mA driver |



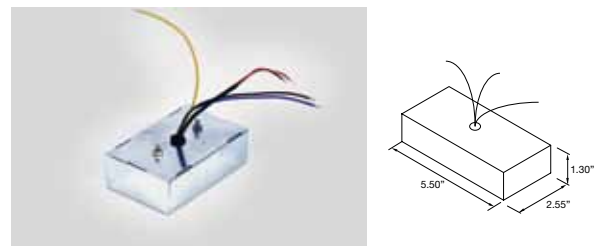
| Catalog No. | Description |
|-------------|--|
| 39-LD706R | Class II, 100-240V; 6W DC 700mA driver |




| Catalog No. | Description |
|-------------|--|
| 39-LD718-2 | Class II, 100-277V; 3W x 6 High Output DC 700mA driver |



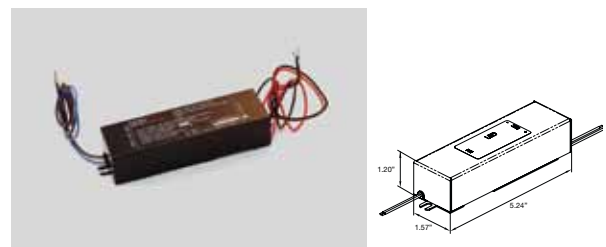
| Catalog No. | Description |
|-------------|---|
| 39-LD710R | Class II, 100-240V; 10W DC 700mA driver |



| Catalog No. | Description |
|-------------|--|
| 39-LD718B | Class II, 100-277V; 3W x 6 High Output DC 700mA driver |



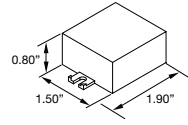

| Catalog No. | Description |
|-------------|--|
| 39-LD712 | Class II, 100-240V; 3W x 4 High Output DC 700mA driver |



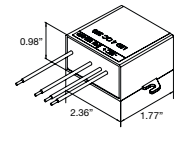

| Catalog No. | Description |
|-------------|---|
| 39-LD736R | Class II, 100-265V; 36W DC 700mA driver |

LED DRIVERS

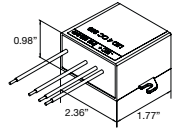

CONSTANT CURRENT LED DRIVERS | 1W(350mA) LED



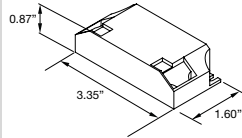
| Catalog No. | Description |
|-------------|--|
| 39-LD303 | Class II, 100-240V; 3W DC 350mA driver |



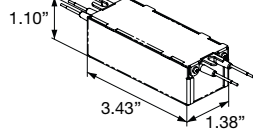
| Catalog No. | Description |
|-------------|--|
| 39-LD304R | Class II, 100-240V; 4W DC 350mA driver |



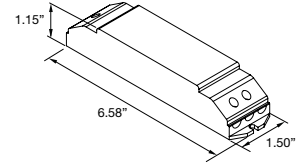
| Catalog No. | Description |
|-------------|--|
| 39-LD306R | Class II, 100-240V; 6W DC 350mA driver |



| Catalog No. | Description |
|-------------|--|
| 39-LD308 | Class II, 100-240V; 8W DC 350mA driver |



| Catalog No. | Description |
|-------------|---|
| 39-LD310R | Class II, 100-120V; 10W DC 350mA driver |



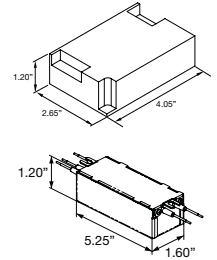
| Catalog No. | Description |
|-------------|---|
| 39-LD312 | Class II, 100-240V; 12W DC 350mA driver |



39-LD318



39-LD318R



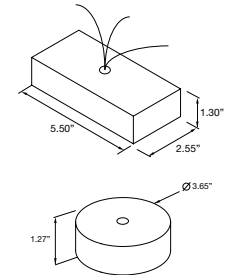
| Catalog No. | Description |
|-------------|---|
| 39-LD318 | Class II, 100-240V; 18W DC 350mA driver |
| 39-LD318R | Class II, 100-277V; 18W DC 350mA driver |



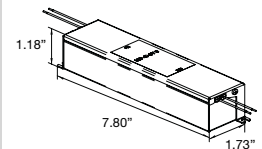
39-LD318B



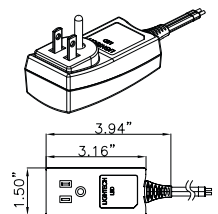
39-LD318-2



| Catalog No. | Description |
|-------------|---|
| 39-LD318B | Class II, 100-277V; 18W DC 350mA driver |
| 39-LD318-2 | Class II, 120-277V; 18.9W DC 350mA driver |



| Catalog No. | Description |
|-------------|---|
| 39-LD318D | Dimmable 18W DC 350mA constant current LED driver |



| Catalog No. | Description |
|--------------|--|
| 39-LD10-CC-P | Class II, 100-277V; 10W DC 350mA constant current plug-in driver |

LED DRIVERS

PRIMA LIGHTING

LED QUICK CONNECT ACCESSORIES

For 350mA Driver



| Catalog No. | Description |
|-------------|---|
| 39-LD3CLP | close loop plug for multi-lamp extension cord (1W, 350mA) |



| Catalog No. | Description |
|-------------|---------------------------------------|
| 39-LDP302-1 | 350mA, 39" for 2 multi-lamps adapter |
| 39-LDP302-2 | 350mA, 59" for 2 multi-lamps adapter |
| 39-LDP302-3 | 350mA, 78" for 2 multi-lamps adapter |
| 39-LDP302-4 | 350mA, 117" for 2 multi-lamps adapter |



| Catalog No. | Description |
|-------------|---------------------------------------|
| 39-LDP303-1 | 350mA, 39" for 3 multi-lamps adapter |
| 39-LDP303-2 | 350mA, 59" for 3 multi-lamps adapter |
| 39-LDP303-3 | 350mA, 78" for 3 multi-lamps adapter |
| 39-LDP303-4 | 350mA, 117" for 3 multi-lamps adapter |



| Catalog No. | Description |
|-------------|---------------------------------------|
| 39-LDP306-1 | 350mA, 39" for 6 multi-lamps adapter |
| 39-LDP306-2 | 350mA, 59" for 6 multi-lamps adapter |
| 39-LDP306-3 | 350mA, 78" for 6 multi-lamps adapter |
| 39-LDP306-4 | 350mA, 117" for 6 multi-lamps adapter |

For 700mA Driver



| Catalog No. | Description |
|-------------|---|
| 39-LD7CLP | close loop plug for multi-lamp extension cord (3W, 700mA) |



| Catalog No. | Description |
|-------------|---------------------------------------|
| 39-LDP702-1 | 700mA, 39" for 2 multi-lamps adapter |
| 39-LDP702-2 | 700mA, 59" for 2 multi-lamps adapter |
| 39-LDP702-3 | 700mA, 78" for 2 multi-lamps adapter |
| 39-LDP702-4 | 700mA, 117" for 2 multi-lamps adapter |

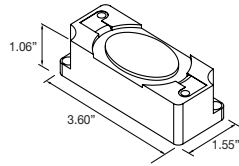


| Catalog No. | Description |
|-------------|---------------------------------------|
| 39-LDP703-1 | 700mA, 39" for 3 multi-lamps adapter |
| 39-LDP703-2 | 700mA, 59" for 3 multi-lamps adapter |
| 39-LDP703-3 | 700mA, 78" for 3 multi-lamps adapter |
| 39-LDP703-4 | 700mA, 117" for 3 multi-lamps adapter |

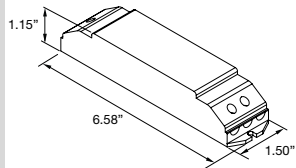


| Catalog No. | Description |
|-------------|---------------------------------------|
| 39-LDP706-1 | 700mA, 39" for 6 multi-lamps adapter |
| 39-LDP706-2 | 700mA, 59" for 6 multi-lamps adapter |
| 39-LDP706-3 | 700mA, 78" for 6 multi-lamps adapter |
| 39-LDP706-4 | 700mA, 117" for 6 multi-lamps adapter |

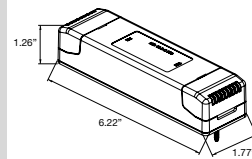
- Must use 350mA drivers and LED fixtures with 350mA style quick connector
- Must use 700mA drivers and LED fixtures with 700mA style quick connector
- All hard wire connection must be in series when application involves multiple LED fixtures but without using the quick connectors.
- Warranty will void if quick connector has been removed.




| Catalog No. | Description |
|-------------|---|
| 39-LD10-12 | LED constant voltage driver 100-240V 10W output 12V DC |
| 39-LD10-24 | LED constant voltage driver 100-240V 10W output 24V DC |



| Catalog No. | Description |
|-------------|---|
| 39-LD20-12 | LED constant voltage driver 100-240V 20W output 12V DC |
| 39-LD20-24 | LED constant voltage driver 100-240V 20W output 24V DC |



| Catalog No. | Description |
|-------------|---|
| 39-LD25-12 | LED constant voltage driver 100-277V 25W output 12V DC |
| 39-LD25-24 | LED constant voltage driver 100-277V 25W output 24V DC |

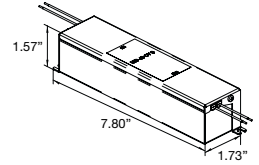


| Catalog No. | Description |
|-------------|---|
| 55-94160 | 6" power connection wire to constant voltage driver • Use with the following LED single or mixed color ribbons and strips 55-73040-34 or 55-73040-100 with 55-94170 power connector 55-72100 or 55-72400 with 55-94110 power connector 55-73010, 55-73020 |

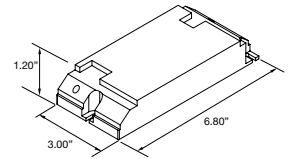
• Quick connectors do not apply to constant voltage driver sections.



39-LD60-12



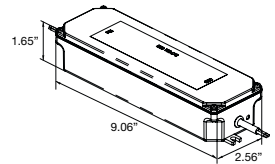
39-LD60-24



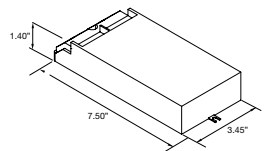
| Catalog No. | Description |
|-------------|---|
| 39-LD60-12 | LED constant voltage driver 100-277V 60W output 12V DC |
| 39-LD60-24 | LED constant voltage driver 100-120V 60W output 24V DC |



39-LD100-12



39-LD100-24



| Catalog No. | Description |
|-------------|--|
| 39-LD100-12 | LED driver 100-277V 100W output 12V DC |
| 39-LD100-24 | LED driver 120-277V 100W output 24V DC |



| Catalog No. | Description |
|--------------|---|
| 39-LD10-CV-P | LED constant voltage plug-in driver 100-277V 10W Output 24V DC |

