

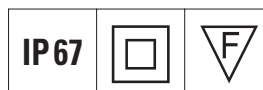
led

led



| led                         |              |             |            |                             |                           |                            |                                       |                                |
|-----------------------------|--------------|-------------|------------|-----------------------------|---------------------------|----------------------------|---------------------------------------|--------------------------------|
| CIRCUITO LED<br>LED CIRCUIT | .81<br>WHITE | .74<br>BLUE | .77<br>RED | RECESSED<br>Ø 46mm          | GROUND RECESSED<br>Ø 74mm | GROUND RECESSED<br>Ø 142mm | PROJECTOR                             | PROJECTOR WITH<br>EXTENDED ARM |
| <b>1x1,2W</b>               |              |             |            | <b>2025</b><br>PAG.108 CAT. |                           |                            |                                       |                                |
| <b>14x0,1W</b>              |              |             |            |                             | <b>5854</b><br>PAG.59 NEW | <b>5855</b><br>PAG.59 NEW  | <b>6089+<br/>1935</b><br>PAG.259 CAT. |                                |
| <b>3x1W - 6°</b>            |              |             |            |                             | <b>5850</b><br>PAG.59 NEW | <b>5802</b><br>PAG.59 NEW  | <b>6100+<br/>1936</b><br>PAG.259 CAT. |                                |
| <b>3x1W - 45°</b>           |              |             |            |                             | <b>5851</b><br>PAG.59 NEW | <b>5853</b><br>PAG.59 NEW  | <b>6100+<br/>1938</b><br>PAG.259 CAT. |                                |
| <b>3x1W - 26°</b>           |              |             |            |                             |                           |                            |                                       | <b>6155</b><br>PAG.250 CAT.    |
|                             |              |             |            |                             |                           |                            |                                       | <b>6166</b><br>PAG.251 CAT.    |
|                             |              |             |            |                             |                           |                            |                                       | <b>6156</b><br>PAG.250 CAT.    |
|                             |              |             |            |                             |                           |                            |                                       | <b>6167</b><br>PAG.251 CAT.    |
|                             |              |             |            |                             |                           |                            |                                       | <b>6157</b><br>PAG.250 CAT.    |
|                             |              |             |            |                             |                           |                            |                                       | <b>6168</b><br>PAG.251 CAT.    |

# Metamorphosi




CIRCUITO LED:

.74 blu .77 rosso .81 bianco

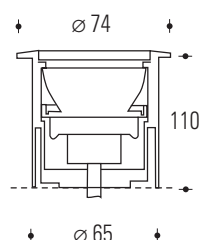
LED CIRCUIT:



.74 blue .77 red .81 white



**Metamorphosi.** Apparecchio fisso da incasso a terra, completo di circuito LED; pozzetto in PVC e vetro di protezione trasparente temprato.

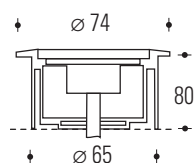
**Metamorphosi.** Fixed ground recessed luminaire, complete with LED circuit; PVC ground recessing box and tempered clear safety glass.




|                                 | ALIMENTAZIONE | CONTROL GEAR |  |  |
|---------------------------------|---------------|--------------|---|---|
| ACCIAIO INOX<br>STAINLESS STEEL | 5850          | incorporata  | integral  | 3x1 Watt 6°   |
|                                 | 5851          | incorporata  | integral  | 3x1 Watt 45°  |
| BRONZO<br>SOLID BRONZE          | 5852          | incorporata  | integral  | 3x1 Watt 6°   |
|                                 | 5853          | incorporata  | integral  | 3x1 Watt 45°  |

**Metamorphosi.** Apparecchio fisso da incasso a terra, completo di circuito LED; pozzetto in PVC e vetro di protezione sabbato temprato.

**Metamorphosi.** Metamorphosi. Fixed ground recessed luminaire, complete with LED circuit; PVC ground recessing box and tempered sand-blasted safety glass.



|                                 | ALIMENTAZIONE | CONTROL GEAR |  |
|---------------------------------|---------------|--------------|---|
| ACCIAIO INOX<br>STAINLESS STEEL | 5854          | incorporata  | integral 14x0,1 Watt  |
| BRONZO<br>SOLID BRONZE          | 5855          | incorporata  | integral 14x0,1 Watt  |

58-59

63

metamorphosi