


MOTOR-TACHOMETERS

MODEL	MAXIMUM						MECHANICAL				ELECT	
	Stall torque Nm	Peak torque Nm	Amps	Amps	RPM	Max voltage VDC	Inertia Kg-cm ²	Radial load Kg	Axial load Kg	Weight Kg	Voltage const. V/KRPM	Tach. gen. const V/KRPM
S372-1A/T	0.07	0.3	1.8	7	5000	30	0.033	2.0	2.0	0.45	5	3
S374-1A/T	0.14	0.5	2.3	10.2	5000	30	0.053	2.0	2.0	0.6	5.8	3
S286-1A/T6	0.22	1.7	3.1	24.5	5700	48	0.4	4.5	2.3	2.27	8.1	14
S286-1A/T8	0.22	1.7	3.1	24.5	5700	48	0.4	4.5	2.3	2.27	8.1	14
S288-1B/T	0.33	2.5	4.4	33.4	5700	47	0.5	4.5	2.3	2.73	9	14
S289-1B/T	0.39	3.0	4.3	32.7	4700	52	0.7	4.5	2.3	2.73	11	14
S642-1A/T	0.73	3.3	9.7	44.3	4700	38	1.3	1.3	4.5	3.63	9.6	14
S642-1B/T	0.68	3.3	3.3	16.2	3000	60	1.3	13	4.5	3.63	24	14
S644-3A/T	1.38	6.8	11.9	58.5	4700	60	2.6	13	4.5	4.5	14	14
S644-3B/T	1.46	6.8	7.0	32.5	3000	60	2.6	13	4.5	4.5	24	14
S726-1A/T	2.1	10	6.6	30	3000	120	7.1	18	9	5.9	36	14
S728-3A/T	4.1	15	13.6	38	2100	120	12	18	9	9.5	38	14
S728-3B/T	4.1	20	9.1	38	1800	120	12	18	9	9.5	55	14

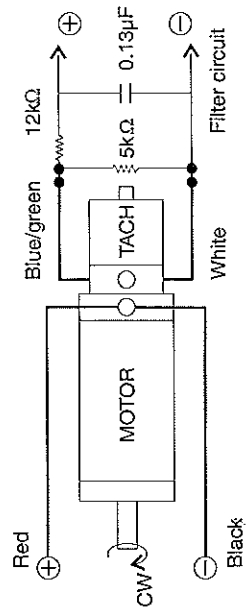


NOTES
 Motors and motor-tachometers can be supplied with shaft mounted encoders in a range of line counts. Differential line driver, A & B with index for 5V operation are available from stock.
 Brakes can be supplied on some models.
 Motors can be supplied with gearheads suitable for servo applications.

MOTORS

S240-1A6	0.22	1.7	3.1	24.5	4700	48	0.3	4.5	2.3	1.1	7.8
S240-1A8	0.22	1.7	3.1	24.5	4700	48	0.3	4.5	2.3	1.1	7.8
S243-1B	0.39	3.0	4.3	32.7	4700	52	0.5	4.5	2.3	1.65	10.5
S642-1A	0.73	3.3	9.7	44.3	4700	38	1.3	13	4.5	3.18	8.9
S642-1B	0.68	3.3	3.3	16.2	2865	60	1.3	13	4.5	3.18	24
S644-3A	1.38	6.8	11.9	58.5	4775	60	2.6	13	4.5	3.95	13.6
S644-3B	1.46	6.8	7.0	32.5	2865	60	2.6	13	4.5	3.95	24.6
S663-1A	0.76	4.1	9.6	51.6	4775	42	2.2	13	4.5	3	9.4

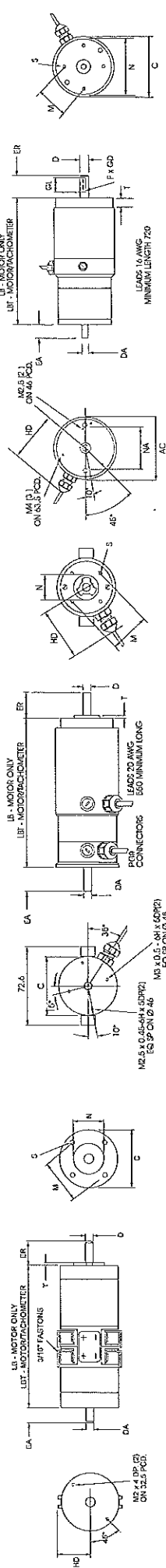
1 Ncm = 10⁻²Nm
 1 kg-cm² = 10⁻⁴kg-m²



S372, S374

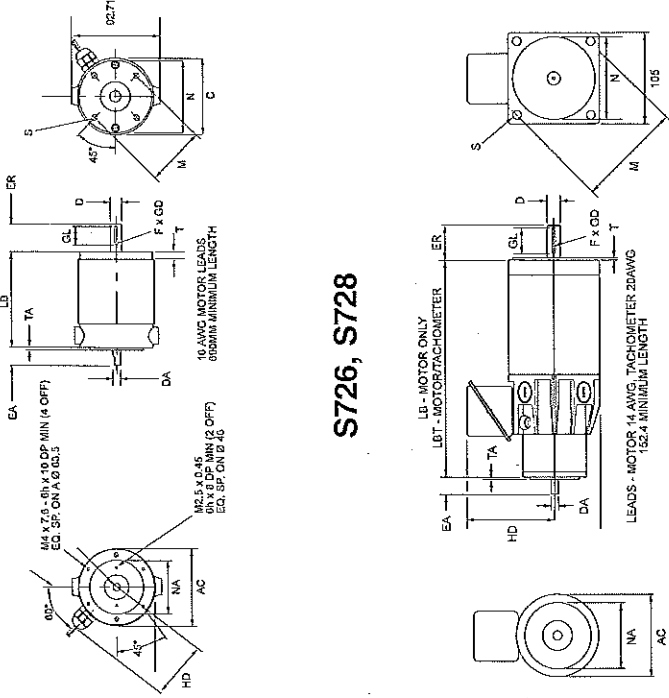
S240, S243, S286, S288, S289

S642, S644



S663

S726, S728



Motor/ Tachometer	Front					Body				Rear		
	Shaft h6 D x ER	Key F x GD x GL	Pilot N x T	Fixing M x S	Length Motor LB	M-tach LBT	Diameter		Shaft DA x EA	Pilot		
							Nom.	Max.		NA x TA	AC	
S372-1A/T	5 x 15	-	20 x 2	30 x M3	-	94	38	22	5 x 17	-	-	
S374-1A/T	5 x 15	-	20 x 2	30 x M3	-	116	38	22	5 x 17	-	-	
S240-1A6	6 x 25	-	25 x 2.54	38.9 x M4	102	-	57.5	46	8 x 19	-	-	
S240-1A8	8 x 25	-	25 x 2.54	38.9 x M4	102	-	57.5	46	8 x 19	-	-	
S243-1B	8 x 25	-	25 x 2.54	38.9 x M4	140	-	57.5	46	8 x 19	-	-	
S286-1A/T6	6 x 25	-	25 x 2.54	38.9 x M4	-	153	57.5	46	8 x 19	-	-	
S286-1A/T8	8 x 25	-	25 x 2.54	38.9 x M4	-	153	57.5	46	8 x 19	-	-	
S288-1B/T	6 x 25	-	25 x 2.54	38.9 x M4	-	179	57.5	46	8 x 19	-	-	
S289-1B/T	8 x 25	-	25 x 2.54	38.9 x M4	-	191	57.5	46	8 x 19	-	-	
S642-1A	12 x 30	4 x 4 x 16	78 x 7.6	63.5 x M6	105	-	83	60	8 x 19	-	83	
S642-1B	12 x 30	4 x 4 x 16	78 x 7.6	63.5 x M6	105	-	83	60	8 x 19	-	83	
S644-3A	12 x 30	4 x 4 x 16	78 x 7.6	63.5 x M6	172	-	83	60	8 x 19	-	83	
S644-3B	12 x 30	4 x 4 x 16	78 x 7.6	63.5 x M6	172	-	83	60	8 x 19	-	83	
S663-1A	12 x 30	4 x 4 x 16	78 x 14.3	63.5 x M6	136	-	83	60	8 x 19	50 x 2.54	83	
S642-1A/T	12 x 30	4 x 4 x 16	78 x 7.6	63.5 x M6	-	174	83	-	8 x 19	-	83	
S642-1B/T	12 x 30	4 x 4 x 16	78 x 7.6	63.5 x M6	-	174	83	-	8 x 19	-	83	
S644-3A/T	12 x 30	4 x 4 x 16	78 x 7.6	63.5 x M6	-	241	83	-	8 x 19	-	83	
S644-3B/T	12 x 30	4 x 4 x 16	78 x 7.6	63.5 x M6	-	241	83	-	8 x 19	-	83	
S726-1A/T	15 x 40	4 x 4 x 30	95 x 3	120 x 10	-	250	-	102	8 x 20	58 x 2	73	
S728-3A/T	15 x 40	4 x 4 x 30	95 x 3	120 x 10	-	306	-	102	8 x 20	58 x 2	73	
S728-3B/T	15 x 40	4 x 4 x 30	95 x 3	120 x 10	-	306	-	102	8 x 20	58 x 2	73	

Fixing holes for encoders are provided on all motors

- S370 Series takes 15 size encoder
- S720 Series takes HDR encoder

MOTOR ONLY CURVES

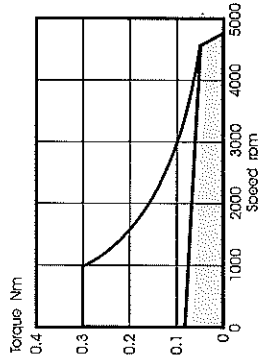


Continuous operating region

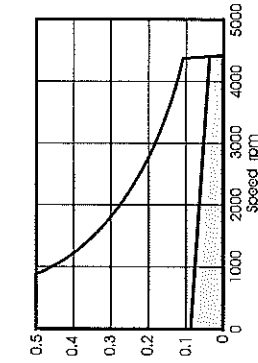


Intermittent operating region

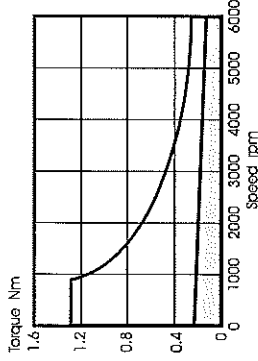
Motor S372-1A/T



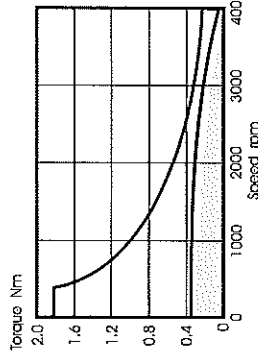
Motor S374-1A/T



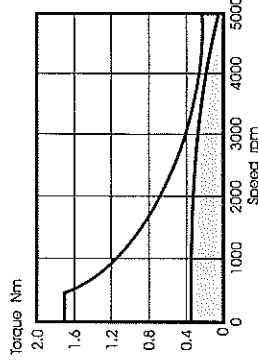
Motor S286-1A/T & S240-1A



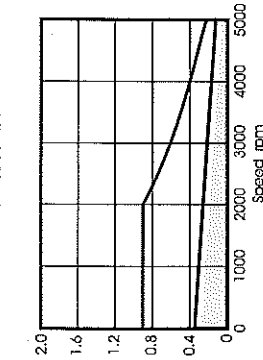
Motor S288-1B/T



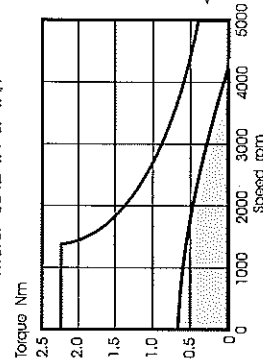
Motor S243-1B & S289-1B/T



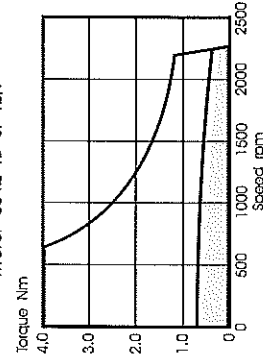
Motor S663-1A



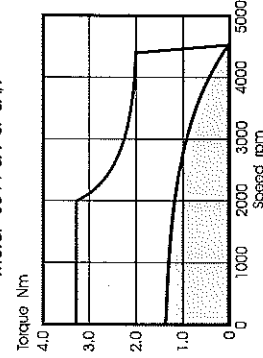
Motor S642-1A & 1A/T



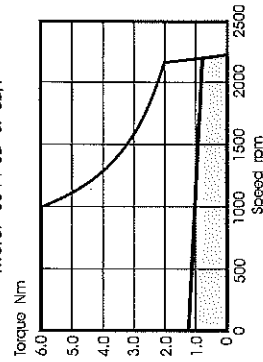
Motor S642-1B & 1B/T



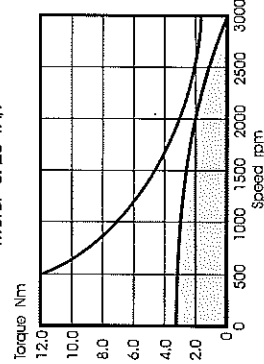
Motor S644-3A & 3A/T



Motor S644-3B & 3B/T



Motor S726-1A/T



Motor S728-3A/T & S728-3B/T

