

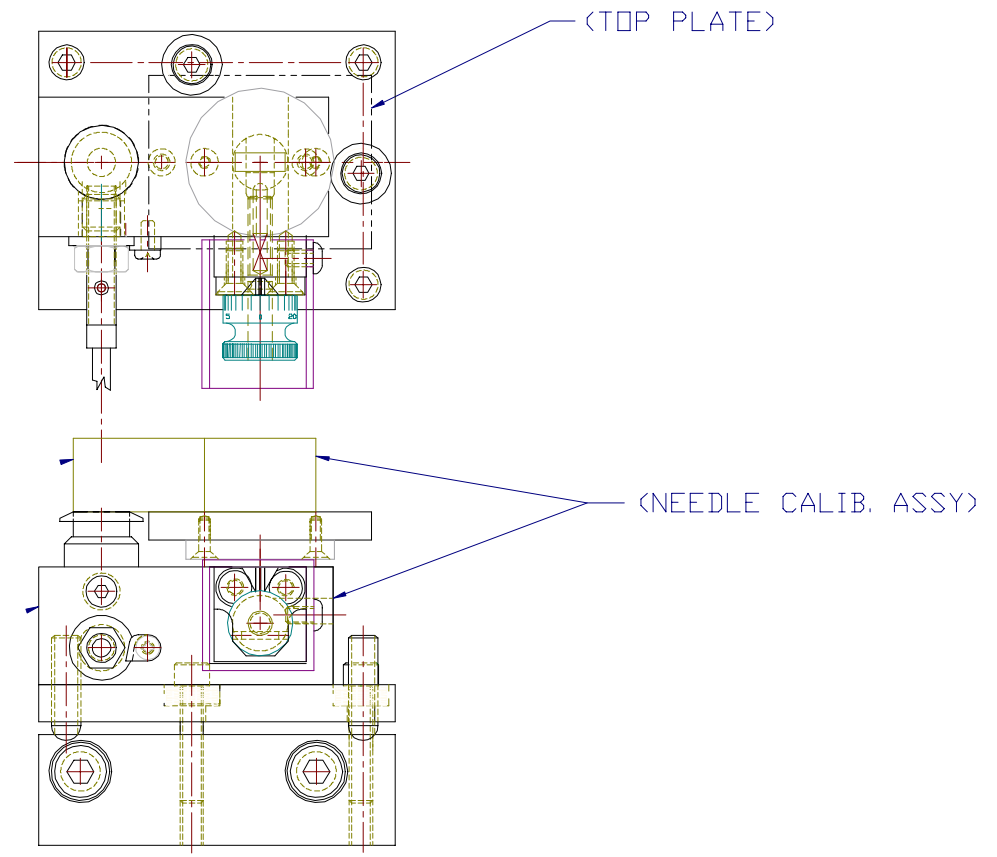
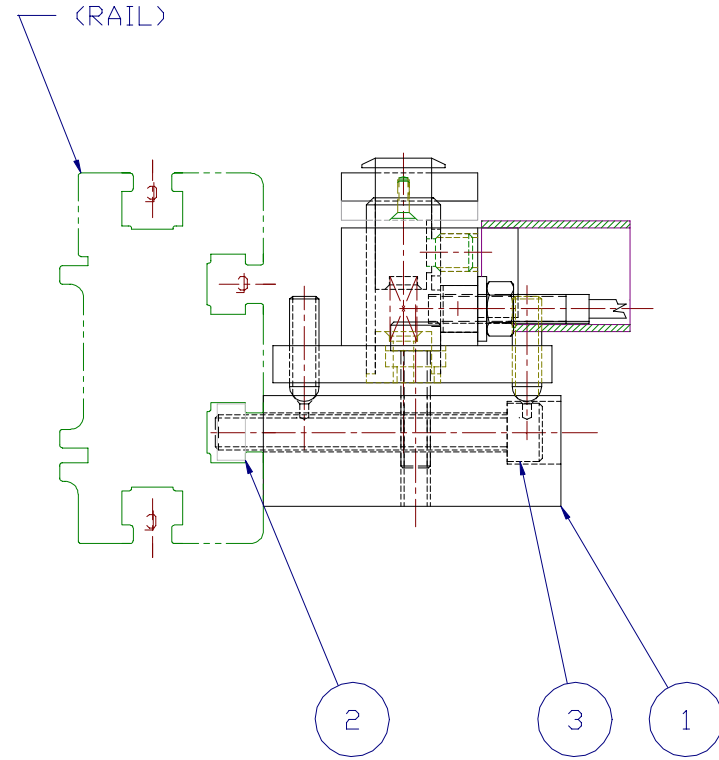
Index Of Drawings And Spare Parts

29877D Rail Leveling Base Assembly	50607 Temperature Controls Assembly
33908A Z-Head Pneumatic Block Assembly	50608Din-Rail Assembly (Heat Power)
34564BUPS Chassis Assembly	50663AConveyor Sensor Assembly
37787A 820-10 Lift Table Assembly	50748 Cable Assembly Door Interlock
39297 Dispense Unit (620-6)	50761Front Hood Assembly
42455 Transformer Assembly	50764B Gantry Base Assembly
42951 Power Supply	50769B Draft Shield Assembly
42952A Lift Table Assembly 8x10	50824A Conveyor Drive Motor
42953A Vac Contact Heat Assembly	50825AConveyor Width Drive Motor
43046A Input/Output Sensor Assembly	50947B Z-Axis Assembly
43067AFiber Optic Sensor Assembly	50955AMotion Control Card
43081B Operator Station Assembly RH	51019A Z-Axis Assembly
43180A Conveyor Assembly	51098B Lexan Assembly
43240 Fiber Optic Sensoe Assembly	51134C Pneumatic Plate Assembly (Front)
50073A Z-Axis Housing	820-11BNeedle Calibrator Assembly
50270 Power Distribution Panel Assembly	915-8A Pre-Dispense Station
50322B PCB Backplane Assembly		
50541 Motion Control Chassis Assembly		
50569 Y-Carriage Assembly		
50570 X-Carriage Assembly		
50578Rear Entrance Panel Assembly		
50594 Cable, P4 Controls		

Index Of Drawings And Spare Parts



This drawing and the subject matter disclosed herein embody proprietary information which is the confidential property of Speedline Technologies, Inc. None of which shall be copied, reproduced, published or used in whole or in part for any purpose without the express advance written permission of a duly authorized agent of Speedline Technologies, Inc.



PART NO.
29877

SEE SEPARATE PARTS LIST

PRESS TO VIEW SPARE PARTS LIST

[Page Down](#)

THIS IS AN AUTOCAD GENERATED DRAWING. ANY DESIGN CHANGES MUST BE UPDATED IN THE ELECTRONIC DATA BASE.

PLOT DATE: 03/16/98

NEEDLE CALIB. ASSY? WAS DESIG. BY 3 DESIGNED BY 3 CHECKED BY 3 DATE 02/04/98 BY NEVEUX/MBM 03/16/98	UNLESS OTHERWISE SPECIFIED DIMENSIONS ARE IN INCHES TOLERANCE ON DIMENSIONS 2 PLACE DECIMALS ± .015 3 PLACE DECIMALS ± .005 ANGLES ± .50 ° MACHINED FINISH $\sqrt{63}$ /R.M.S.	Speedline Technologies, Inc., CAMALOT Division 145 WARD HILL AVENUE, HAVERHILL, MA 01835 USA	
	DESIGNED NEVEUX	TITLE LEVELING BASE ASSY, 820 RAIL	
	CHECKED MBM	FOR 820-10/820-10A	
	APPROVED	SCALE 2:1	DATE 02/04/98

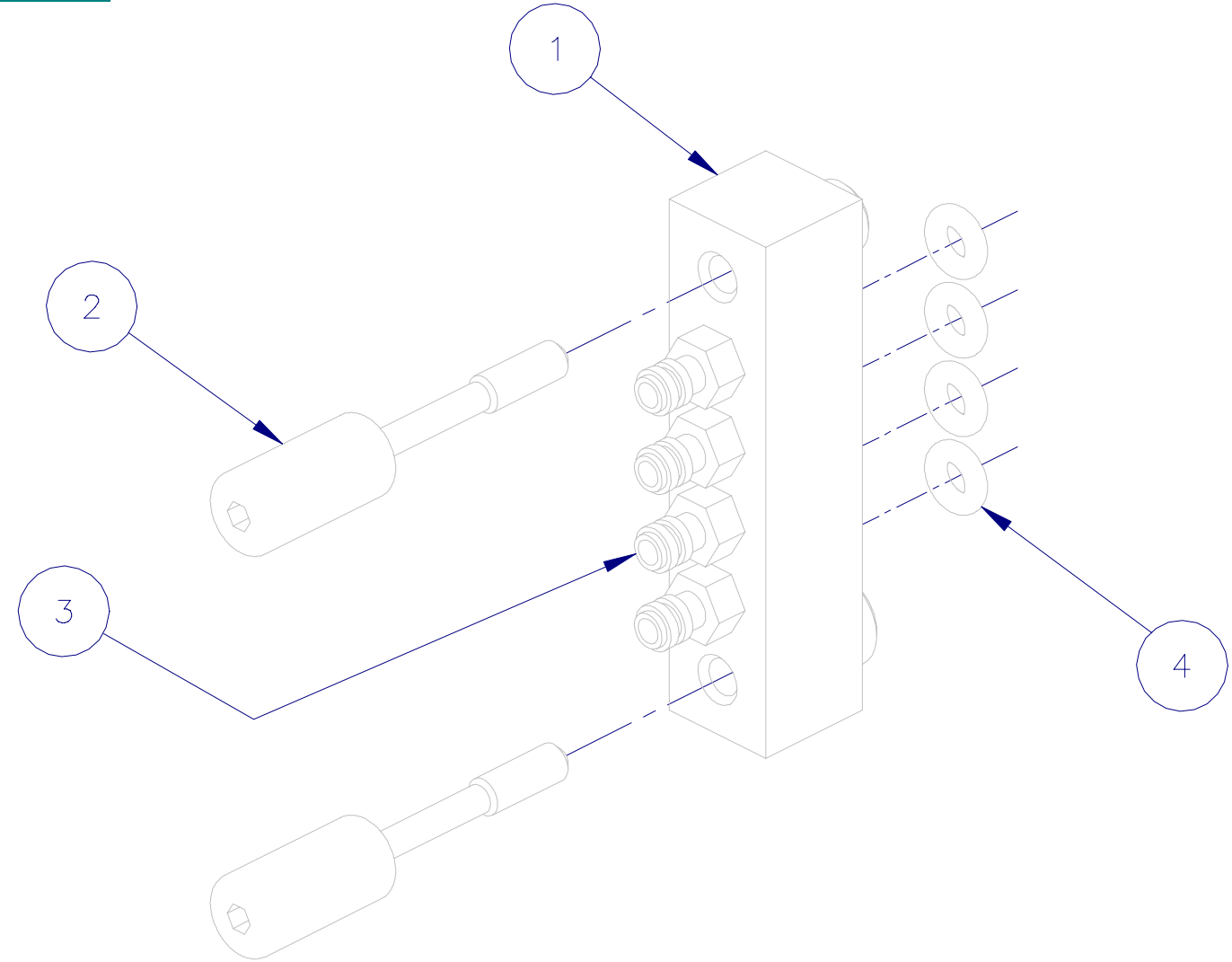
DO NOT SCALE DRAWING
 REMOVE BURRS AND SHARP EDGES

PARENT: 29877 Rev: A
LEVELING BASE ASSY,RAIL Drawing # 29877D

Item Number	Part Number	Part Description	Qty Per	UM
001	29876	BASE,LEVLNG RAIL,820-10	1.00	EA
002	12075	NUTPLATE,M6X1.75X.38	2.00	EA
003	12563	SCREW,SHC,M6X50MM,SS	2.00	EA



This drawing and the subject matter disclosed therein embody proprietary information which is the confidential property of Speedline Technologies, Inc. none of which shall be copied, reproduced, published or used in whole or in part for any purpose without the express advance written permission of a duly authorized agent of Speedline Technologies, Inc.



PRESS TO VIEW SPARE PARTS LIST

Page Down

PART NO.
33908

SEE SEPARATE PARTS LIST

PLOT DATE: 2/2/99

THIS IS AN AUTOCAD GENERATED DRAWING.
 ANY DESIGN CHANGES MUST BE UPDATED IN
 THE ELECTRONIC DATA BASE.

PRODUCTION RELEASE EAN 4521 2/2/99 HAP	REVISIONS	UNLESS OTHERWISE SPECIFIED DIMENSIONS ARE IN INCHES TOLERANCE ON DIMENSIONS 2 PLACE DECIMALS ± .015 3 PLACE DECIMALS ± .005 ANGLES ± 1/2 ° MACHINED FINISH 63 √R.M.S.		Speedline Technologies, Inc., CAMALOT Division 145 WARD HILL AVENUE, HAVERHILL, MA 01835 USA			
		DESIGNED HAP	TITLE PNEU BLOACK ASSY, Z-HEAD				
		CHECKED DPF	FOR XYFLEX				
		APPROVED	SCALE 1:1	DATE 2/2/99	NUMBER 33908B	REV A	

c_cbmpsrp.p MPM-N
Page: 1

13.8.4 Short Assembly Parts List
** US PRODUCTION **

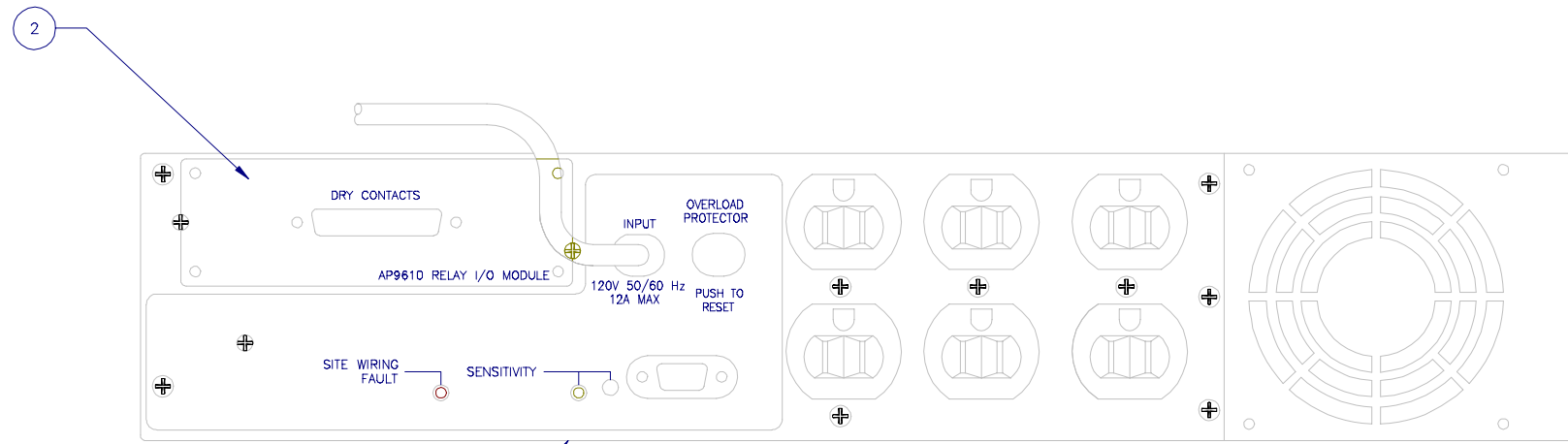
Date: 03/20/01
Time: 10:36:32

PARENT: 33908
PNEU BLOCK ASY,Z-HEAD


Rev: A
Drawing # 33908B

Item Number	Part Number	Part Description	Qty Per	UM
001	35360	CONN,HEAD PNEUM	1.00	EA
002	35361	JACKSCREW,4-40 X 3/4	2.00	EA
003	14125	FTG,BARBED,DIA4/2.5	4.00	EA
004	35582	O-RING,1/16X3/32 ID	4.00	EA
888	41245	OMS ASY,Z-HD PNEU BLOCK	0.00	EA

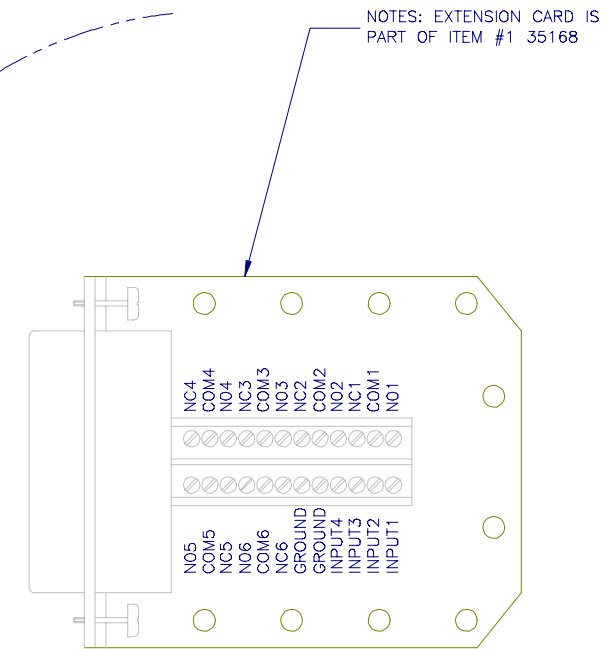




REAR VIEW



SIDE VIEW



DETAIL "A"
SCALE 2X

PART NO.
34564

SEE SEPARATE PARTS LIST

PRESS TO VIEW SPARE PARTS LIST

Page Down

CHANGED PS BOX TO SHOW POSITION OF I/O CARD REV ECN 6341 7/05/00		UNLESS OTHERWISE SPECIFIED DIMENSIONS ARE IN INCHES		Speedline Technologies, Inc., CAMALOT Division 145 WARD HILL AVENUE, HAVERHILL, MA 01835 USA	
RELEASE TO PRODUCTION DATE 08/01/00 BY ENT 5895 1/28/00	REVISIONS	2 PLACE DEC. TOL. ± .015 3 PLACE DEC. TOL. ± .005 ANGLES 45/2 ±	DRAWN: SWT CHECKED: TH APPROVED:	TITLE: UPS, CHASSIS ASSY	FOR: SYSTEM 9000-1
		MACHINED FINISH .63 √R.M.S. DO NOT SCALE DRAWING REMOVE BURRS AND SHARP EDGES	DATE: 02/12/99	SCALE: 1:1	PAGE: 1 OF 1 NUMBER: 34564D REV: B

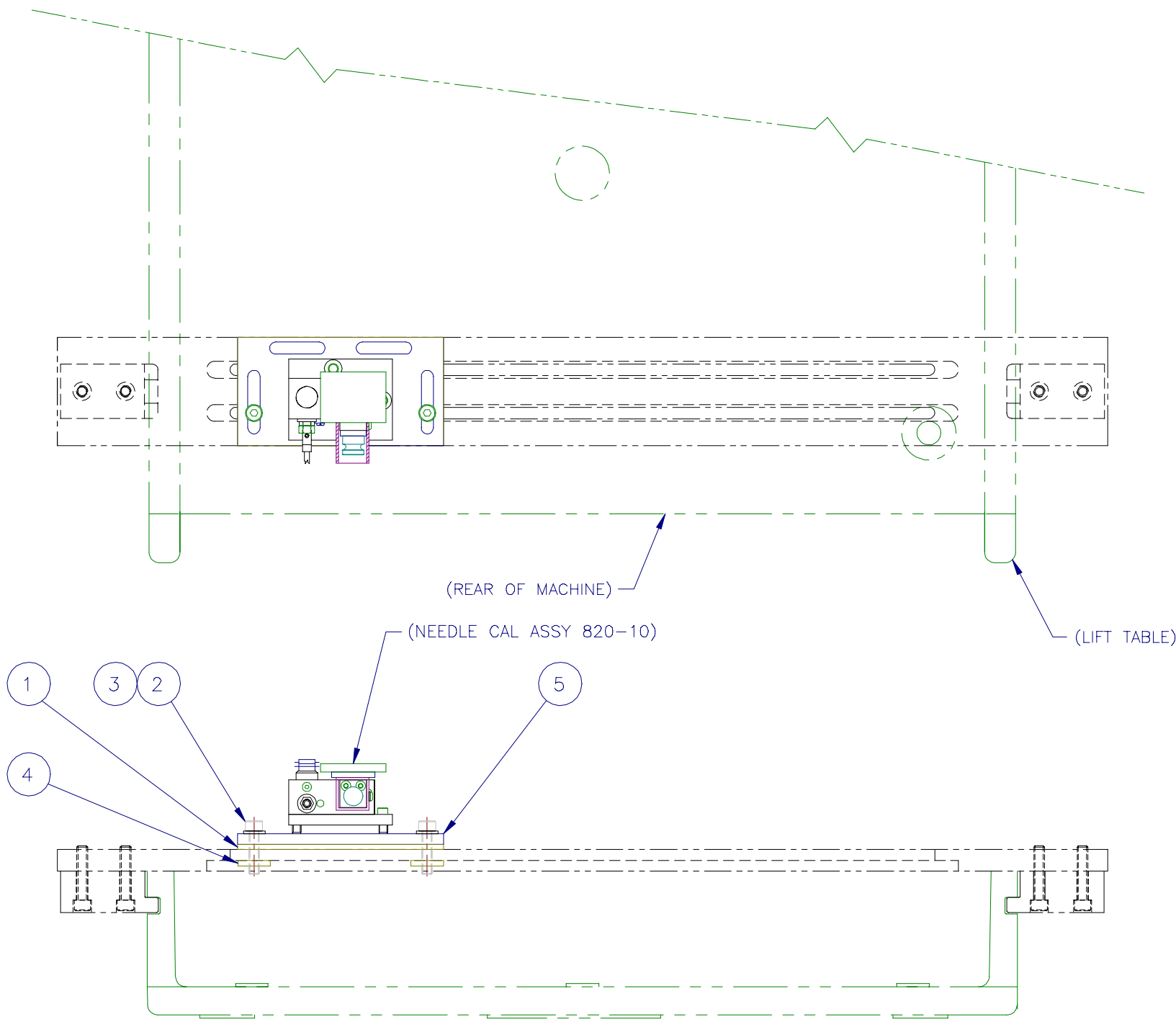
PARENT: 34564 Rev: B
 UPS, CHASSIS ASSY Drawing # 34564D

Item Number	Part Number	Part Description	Qty Per	UM
001	40617	UPS,700VA,120V,19"RACK,	1.00	EA
002	32361	MODULE,RELAY I/O,UPS	1.00	EA

PRESS
TO VIEW
ASSEMBLY
DRAWING



PRESS
 TO VIEW
 SPARE PARTS
 LIST



PART NO.
 37787

SEE SEPARATE PARTS LIST

A FIRST RELEASE	UNLESS OTHERWISE SPECIFIED DIMENSIONS ARE IN INCHES		Speedline Technologies, Inc., CAMALOT Division 145 WARD HILL AVENUE, HAVERHILL, MA 01835 USA			
	2 PLACE DEC. TOL. ± _____	DRAWN RTG	TITLE BASE ASSY, 820-10/LIFT TABLE			
	3 PLACE DEC. TOL. ± _____	CHECKED MBM	FOR			
	ANGLES ± _____	APPROVED MBM	3000/5000			
	MACHINED FINISH _____ √R.M.S.	DATE 8/18/99	SCALE 1/2	PAGE 1 OF 1	NUMBER 37787C	REV A
	DO NOT SCALE DRAWING	REMOVE BURRS AND SHARP EDGES				

c_cbmpsrp.p MPM-N
Page: 1

13.8.4 Short Assembly Parts List
** US PRODUCTION **

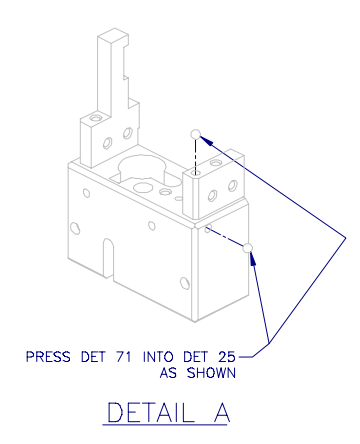
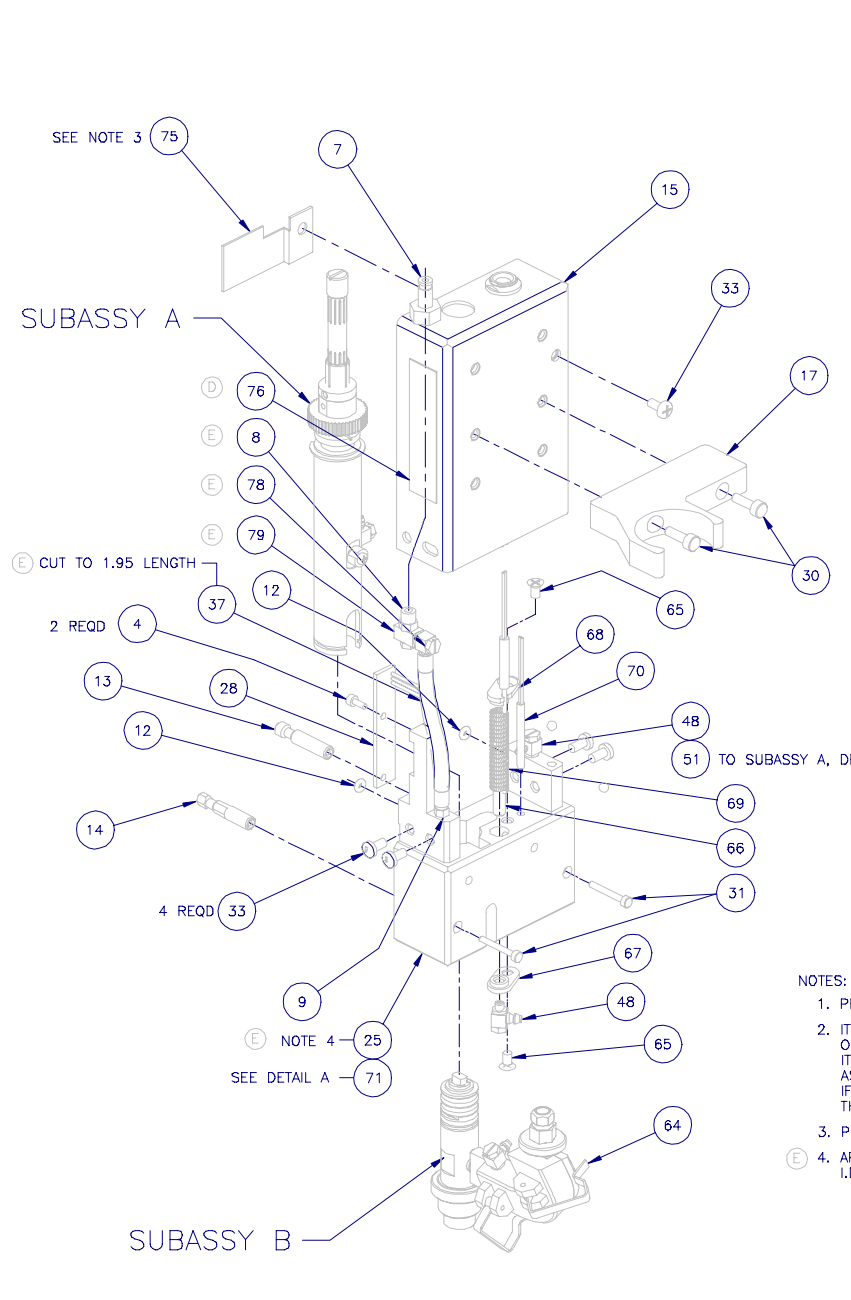
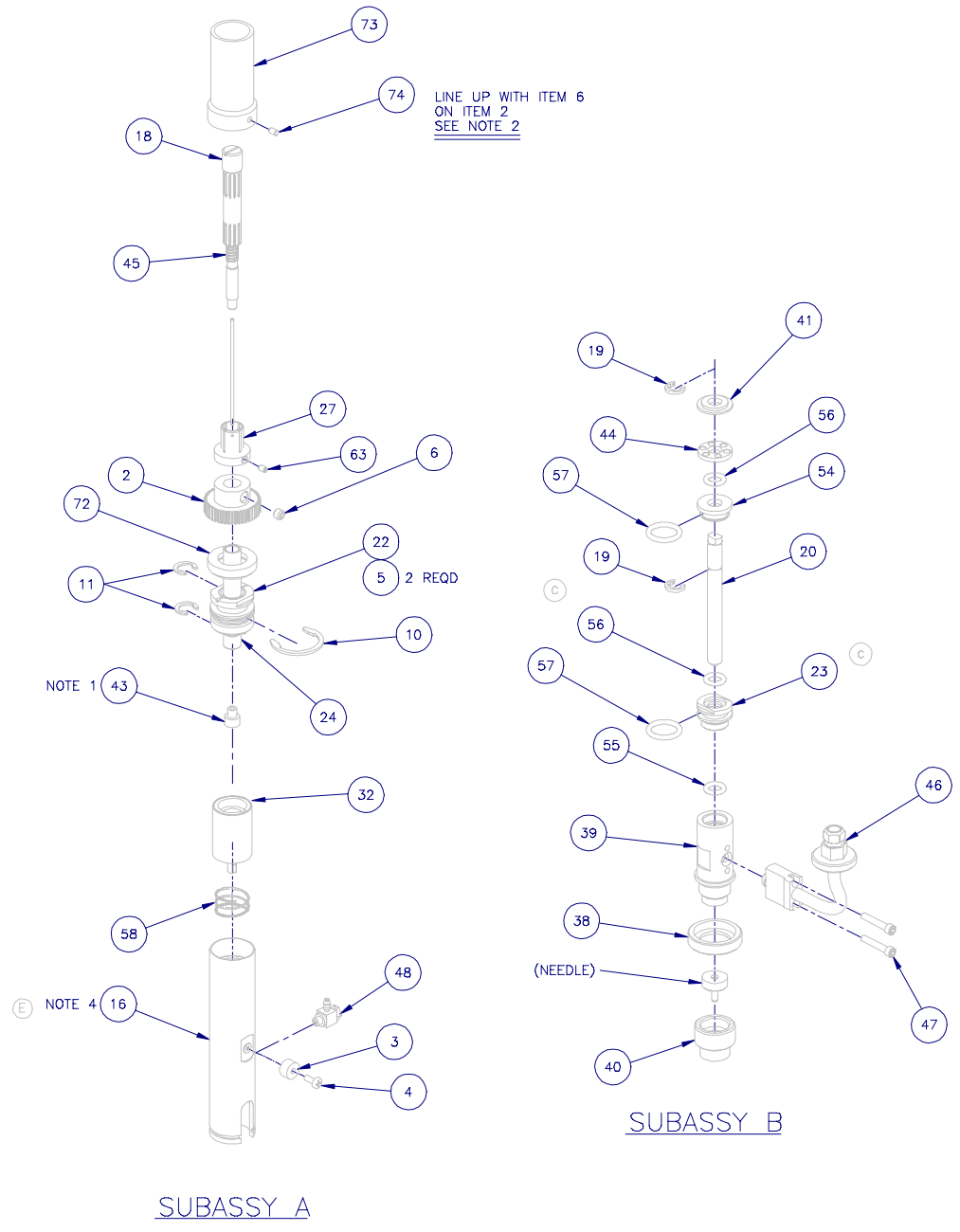
Date: 03/07/01
Time: 16:06:26

PARENT: 37787
LEVELING BASE ASY,820 LT

Rev: A
Drawing # 37787C

Item Number	Part Number	Part Description	Qty Per	UM
001	37785	PLATE, SPACER, 820-10	1.00	EA
002	8440	SCREW, SHC, M6X35MM, SS	2.00	EA
003	13531	WASHER, FLAT, M6, SS	2.00	EA
004	12075	NUTPLATE, M6X1.75X.38	2.00	EA
005	30037	BASE, 820-10 NDL CAL, 1818	1.00	EA





- NOTES:
1. PRESS DET 43 INTO DET 24
 2. ITEM 74 (SET SCREW) IN ITEM 73 TO BE POSITIONED ON TOP OF ITEM 6 (SET SCREW) IN SPUR GEAR. ITEM 74 (SET SCREW) CAN THEN BE TIGHTENED SO AS TO BOTTOM INSIDE ITEM 6 (SET SCREW). IF THESE INSTRUCTIONS ARE NOT FOLLOWED, THEN THE DU SPLINE WILL BE DAMAGED.
 3. POSITION ALL WIRES UNDER WIRE COVER, ITEM 75.
 4. APPLY LIGHT COAT ITEM 77 TO O.D. OF ITEM 16 AND I.D. OF ITEM 25 AT ASSY.

PART NO.
39297

SEE SEPARATE PARTS LIST

PRESS
TO VIEW
SPARE PARTS
LIST

Page
Down

ADDED NOTE 41C PER EON #6812 D1/29/01 RNN/APC		REVISIONS		<small>This drawing and the subject matter disclosed therein are the confidential property of Speedline Technologies, Inc. none of which shall be copied, transmitted, published or used in whole or in part for any purpose without the express written permission of a duly authorized agent of Speedline Technologies, Inc.</small> UNLESS OTHERWISE SPECIFIED DIMENSIONS ARE IN INCHES 2 PLACE DEC. TOL. ±.015 3 PLACE DEC. TOL. ±.005 ANGLES ±1/2° MACHINED FINISH .63 √R.M.S. DO NOT SCALE DRAWING REMOVE BURRS AND SHARP EDGES	
E	D	C	B	A	Speedline Technologies, Inc., CAMALOT Division 145 WARD HILL AVENUE, HAVERHILL, MA 01835 USA DRAWN BY: C. HOYT CHECKED BY: ST. GERMAIN APPROVED BY: ST. GERMAIN TITLE: DU, LINE, HTD, 3:1, FILL FOR: XYFLEX DATE: 2/8/99 SCALE: 1:1 PAGE: 1 OF 1 NUMBER: 39297D REV: E

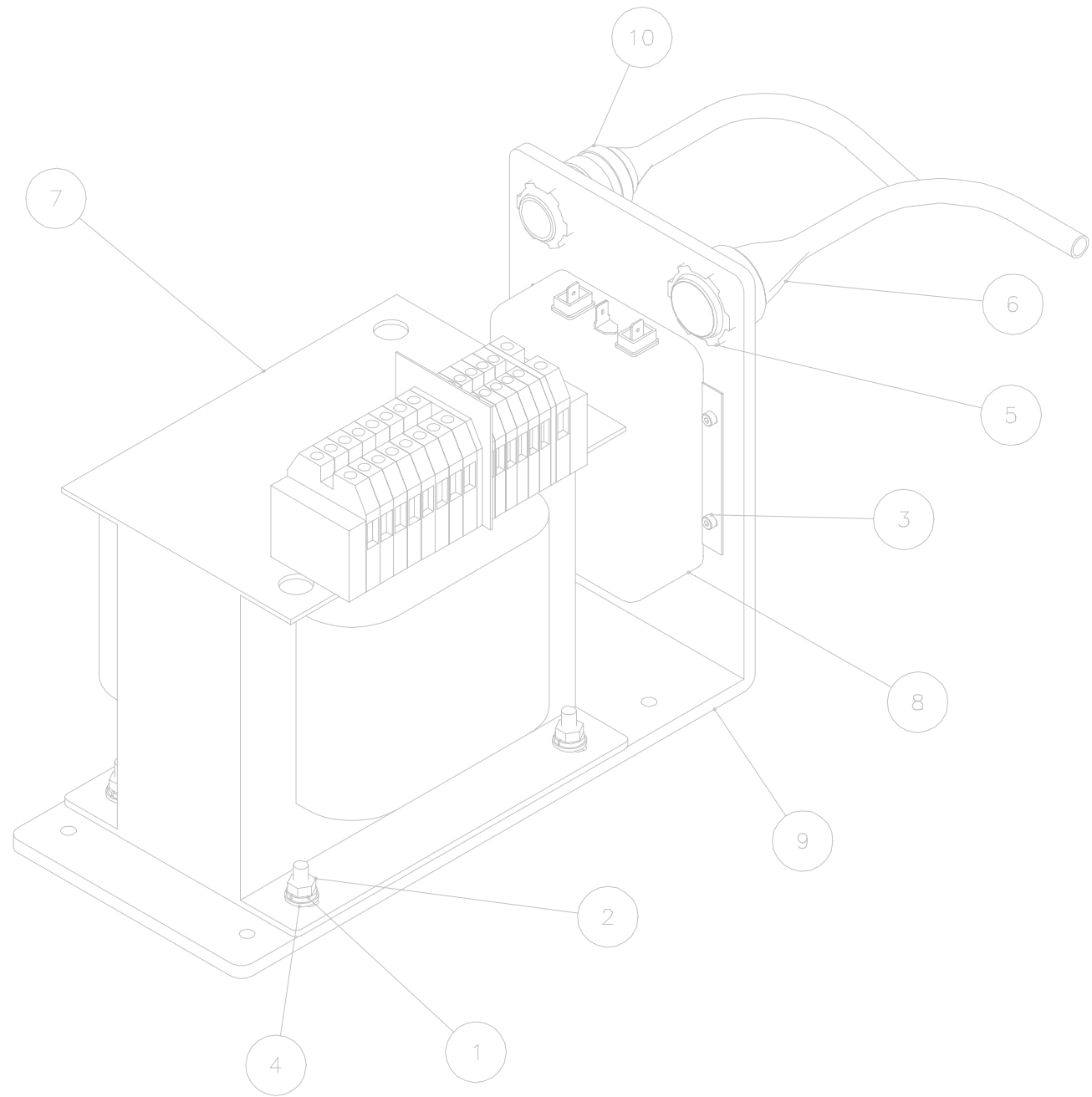
PARENT: 39297
DU,LINE,HTD,3:1,FILL

Rev: E
Drawing # 39297D

Item Number	Part Number	Part Description	Qty Per	UM
002	35596	GEAR, SPUR, 48T	1.00	EA
003	32021	BEARING, BALL	1.00	EA
004	33439	SCREW, PPHM, M2X5MM, SS	3.00	EA
005	36179	BEARING, BALL, DIA .25	2.00	EA
006	37422	SCREW, SHS, 6-32X.13, BO	1.00	EA
007	20239	FTG, QDE, 10-32, BR	1.00	EA
008	42225	FTG, BARB, 3/32TX10-32, BR	1.00	EA
009	35600	FTG, BARB, 3/32TXM3, BR	1.00	EA
010	36411	RING, RETAINING, EC, .625	2.00	EA
011	19784	RET RING EC .250	2.00	EA
012	35582	O-RING, 1/16X3/32 ID	3.00	EA
013	35135	PIN, LOCATING SDU-D	1.00	EA
014	35136	PIN, DIAMOND, SDU-D	1.00	EA
015	39299	COVER, FRONT, CLU, LOW-LVL	1.00	EA
016	33328	SLEEVE, LINE PUMP	1.00	EA
017	35930	CLAMP, SYRINGE, SDU-D	1.00	EA
018	36086	SCREW, ADJUSTMENT	1.00	EA
019	35657	E-RING, DIA .153	2.00	EA
020	35618	LEADSCREW, LINE PUMP	1.00	EA
022	36084	BUSHING, TOP, LINE PUMP	1.00	EA
023	41873	NUT, 3/8 SEAL, LINE PUMP	1.00	EA
024	39278	BUSHING, LINE PUMP DRIVE	1.00	EA
025	40795	BLOCK, BASE, HTD SDU	1.00	EA
027	36085	DETENT, ADJ, BALL VALVE	1.00	EA
028	40025	PCB ASY, TRIP HEAT LINE	1.00	EA
030	14417	SCREW, SHC, M3X18MM, SS	2.00	EA
031	35496	SCREW, SHC, M2X16MM, SS	2.00	EA
032	39411	GEARHEAD, PLANETARY, 3:1	1.00	EA
033	22556	SCREW, PPHM, M3X6MM, SS	5.00	EA
037	18907	TUBING 4MM PU BL	2.40	MR
038	35615	NUT, CARTRIDGE	1.00	EA
039	35813	CARTRIDGE ASSY, LINE PUMP	1.00	EA
040	19170	NUT, NEEDLE HOLDER	1.00	EA
041	36081	WASHER, THRUST, BOTTOM	1.00	EA
043	33532	PINION, INPUT	1.00	EA
044	35660	BEARING, THRUST, ALTER	1.00	EA
045	35655	SPRING, COMPRESSION	1.00	EA
046	36541	FEED TUBE ASSY, HEATED DU	1.00	EA
047	11685	SCREW, SHC, 2-56X.50, SS	2.00	EA
048	42224	FTG, EL, M3, BARB	3.00	EA
051	42226	HOSE, FLEX, BK	1.00	EA
054	36083	PISTON, LINE PUMP	1.00	EA
055	19413	O-RING	1.00	EA
056	40359	O-RING, 3/16X5/16, VITON	2.00	EA
057	10576	O-RING	2.00	EA
058	35656	SPRING, COMPRESSION	1.00	EA
063	40102	SCREW, SHS, M2X3MM, SS	1.00	EA

PRESS
TO VIEW
ASSEMBLY
DRAWING

Page
Up



NOTES:

1. ITEMS 11, 12, 13 AND 14 ARE NOT SHOWN.
2. TORQUE SCREWS AT INSTALLATION PER SVR-100.

PART NO.
42455

SEE SEPARATE PARTS LIST

PRESS
TO VIEW
SPARE PARTS
LIST

Page
Down

CHANGES PER B ECON: BRMS DATE: 04/16/01		REL. TO PRODUCTION REV. # 1 ECON: BRMS DATE: 03/16/01		<small>This drawing and the subject matter disclosed therein embody proprietary information which is the confidential property of Speedline Technologies, Inc. none of which shall be copied, reproduced, published or used in whole or in part for any purpose without the express written permission of Speedline Technologies, Inc.</small> UNLESS OTHERWISE SPECIFIED DIMENSIONS ARE IN INCHES 2 PLACE DEC. TOL. ± .015 3 PLACE DEC. TOL. ± .005 ANGLES 45/2 ° MACHINED FINISH 63 √R.M.S.		Speedline Technologies, Inc., CAMALOT Division 145 WARD HILL AVENUE, HAVERTHILL, MA 01835 USA	
REVISED		DRAWN BARNES CHECKED JOY		TITLE TRANSFORMER ASSY		FOR	
DO NOT SCALE DRAWING REMOVE BURRS AND SHARP EDGES		DATE 03/01/01		SCALE 1:1		PAGE 1 OF 1	
		NUMBER 42455D		REV B			

PARENT: 42455
 TRANSFORMER ASY,71/7200

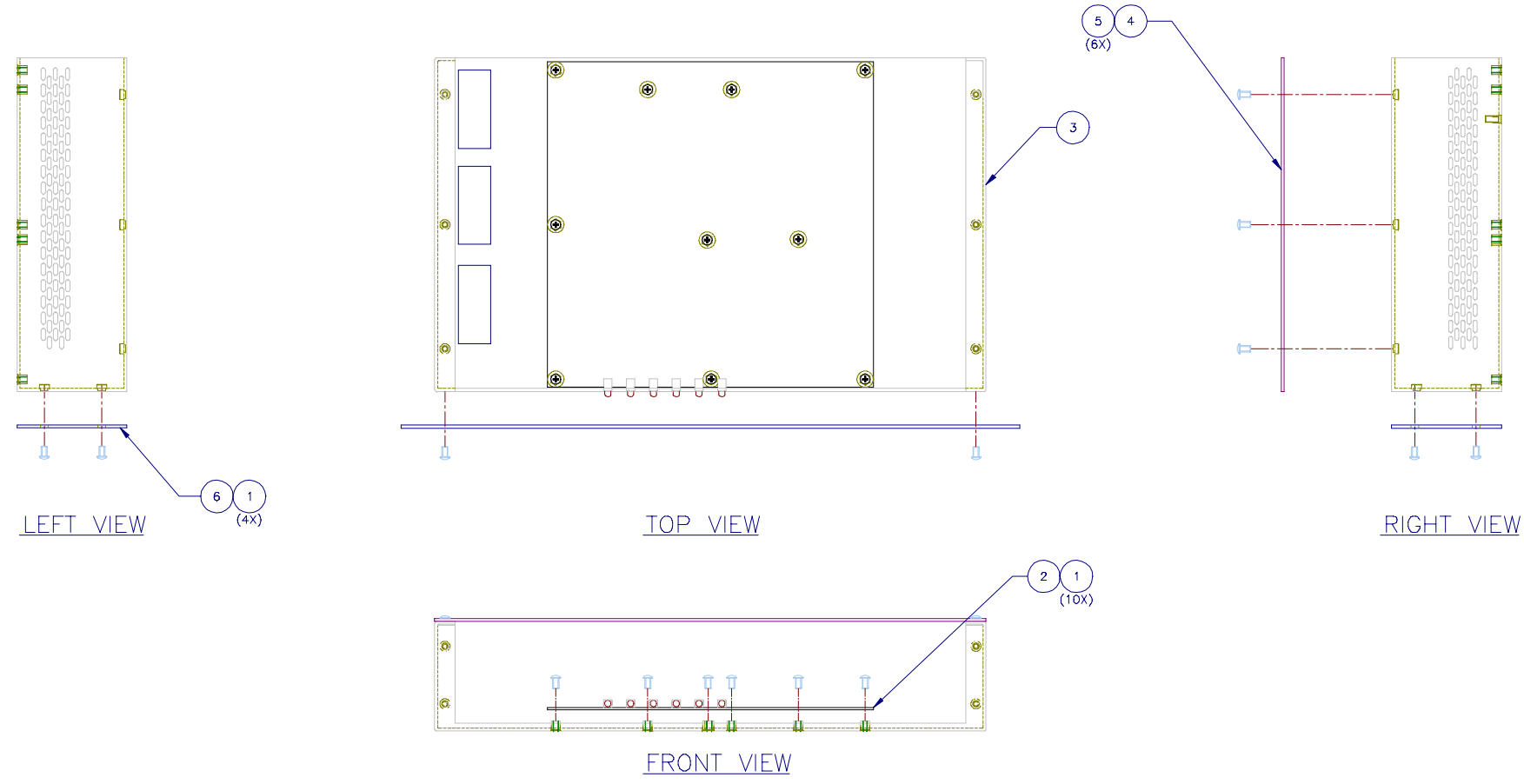
Rev: B
 Drawing # 42455D

Item Number	Part Number	Part Description	Qty Per	UM
001	8043	WASHER, LOCK, 1/4	4.00	EA
002	8315	NUT, HEX, M6, SS	4.00	EA
003	10876	SCREW, SHC, M3X6MM, SS	4.00	EA
004	13531	WASHER, FLAT, M6, SS	4.00	EA
005	15684	LOCKNUT, 1/2", CONDUIT	1.00	EA
006	17839	CORD, GRIP, .750"NPT HUB	1.00	EA
007	50760	XFMR, 1.5KVA, SEC 115V, 24V	1.00	EA
008	42438	FILTER, EMI, 20A, 120/250V	1.00	EA
009	50313	BRKT, MNTG EMI, XFMR	1.00	EA
010	50505	GRIP, CORD, 3/4	1.00	EA
011	50525	CABLE ASY, TRANSFORMER	1.00	EA
012	50536	CABLE ASY, QUADPLEX	1.00	EA
013	1229	TERMINAL, FEM, 18AWG	5.00	EA
014	14422	HEAT-SHRINK, 1/4"	0.00	FT



PRESS TO VIEW SPARE PARTS LIST

Page Down



PART NO
42951

SEE SEPARATE PARTS LIST

UNLESS OTHERWISE SPECIFIED DIMENSIONS ARE IN INCHES		Speedline Technologies, Inc., CAMALOT Division 140 WARD HILL AVENUE, HAVERHILL, MA 01830 USA	
2 PLACE DEC. TOL. ±.015	3 PLACE DEC. TOL. ±.002	DATE	TITLE
ANGLES 45/2	MACHINED FINISH 63 √R.M.S.	5/07/01	POWER SUPPLY ASSY.
DO NOT SCALE DRAWING	REMOVE BURRS AND SHARP EDGES	SCALE	PAGE
		1:2	1 OF 1
		NUMBER	REV
		42951D	A

PARENT: 42951 Rev: A
POWER SUPPLY ASSY, Drawing # 42951D

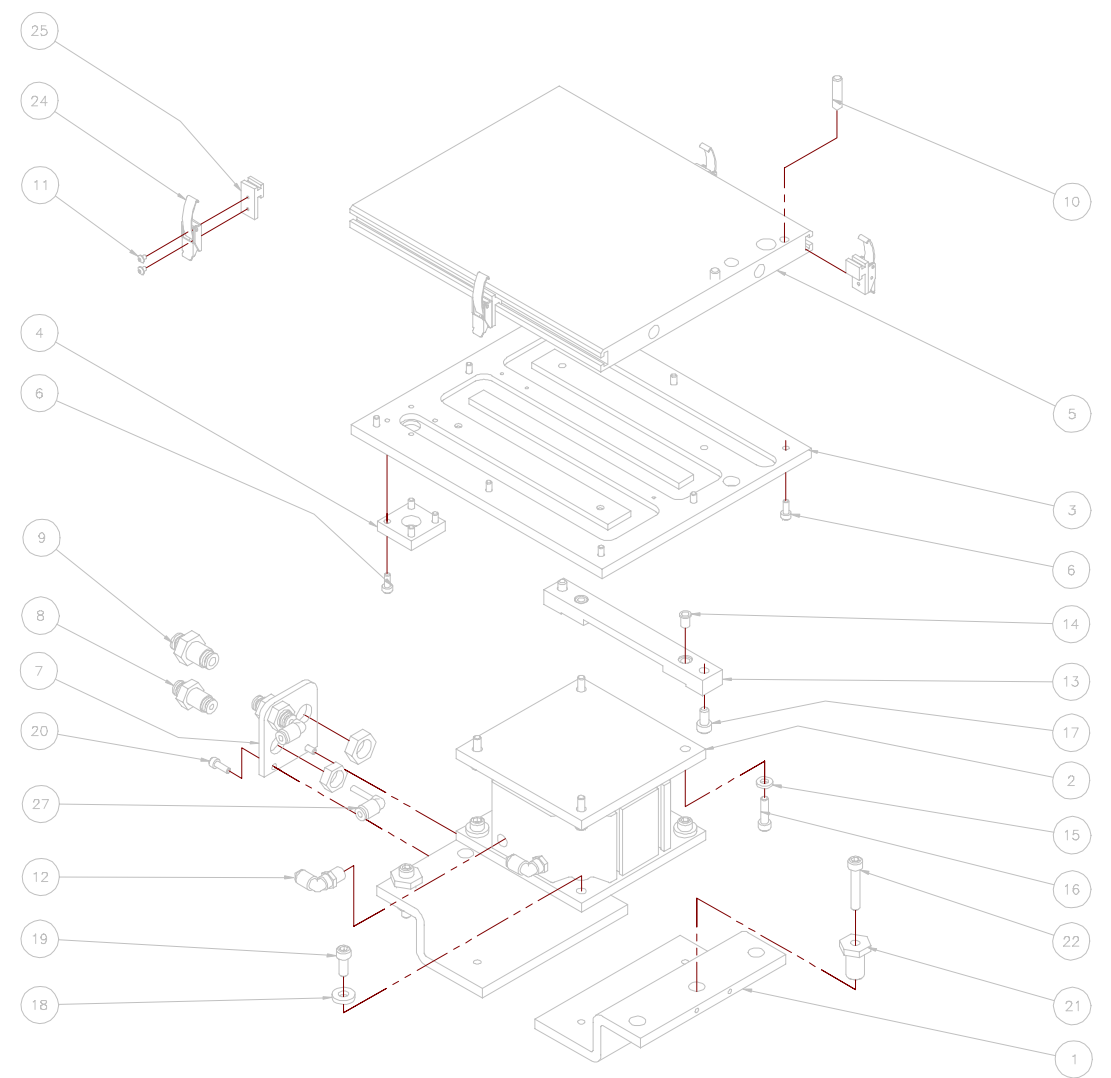
Item Number	Part Number	Part Description	Qty Per	UM
001	14148	SCREW,PPHM,M4X8MM,SS	14.00	EA
002	42948	PCB ASSY,POWER SUPPLY	1.00	EA
003	50397	CHASSIS,POWER SUPPLY	1.00	EA
004	50398	COVER,POWER SUPPLY	1.00	EA
005	34361	SCREW,PFHM,M4X8MM,SS	6.00	EA
006	50400	PANEL,FRONT,PWR SUPPLY	1.00	EA

PRESS TO VIEW ASSEMBLY DRAWING



PRESS
 TO VIEW
 SPARE PARTS
 LIST

Page
 Down



ITEMS # 23, 26, 28, 29 & 30 NOT SHOWN

PART NO.
 42952

SEE SEPARATE PARTS LIST

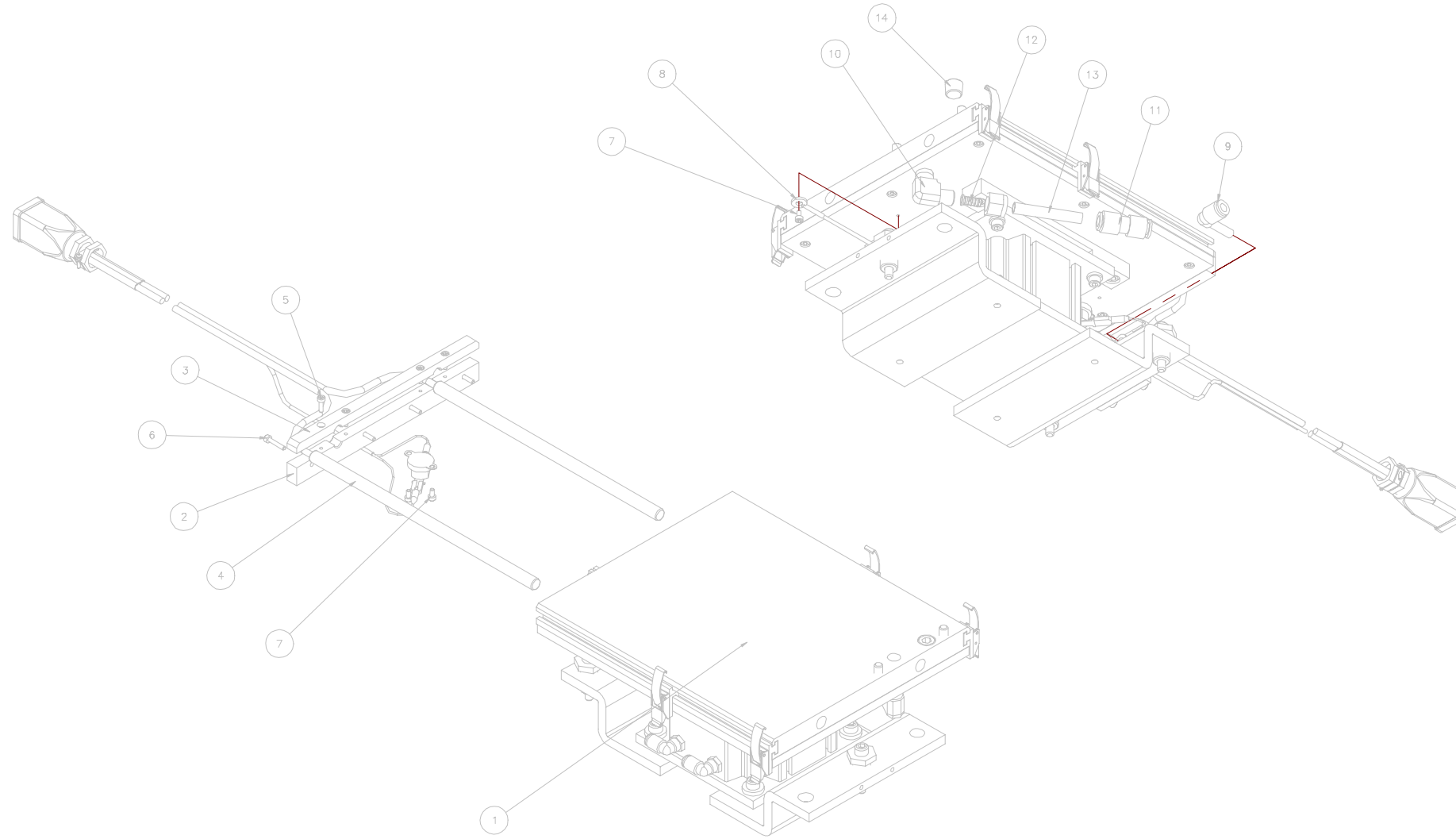
PROD REL. SHEET AS REV. 3 ECN 7103 SHE 07/16/01	REVISIONS	UNLESS OTHERWISE SPECIFIED DIMENSIONS ARE IN INCHES 2 PLACE DEC. TOL. ± .015 3 PLACE DEC. TOL. ± _____ ANGLES ±1/2° MACHINED FINISH: $\sqrt{R.M.S.}$ DO NOT SCALE DRAWING REMOVE BURRS AND SHARP EDGES	Speedline Technologies, Inc., CAMALOT Division 145 WARD HILL AVENUE, HAVERTHILL, MA 01830, USA	
	DRWEN CHECKED SCRAP APPROVAL DATE		TITLE LIFT TABLE ASSY, 8 X 10 FOR 7100/7200 SCALE NONE PRICE 1 OF 1 NUMBER 42952D REV A	

PARENT: 42952 Rev: A
LIFT TABLE ASSY,8X10 Drawing # 42952D

Item Number	Part Number	Part Description	Qty Per	UM
001	42942	BRKT,LIFT TABLE MTG	2.00	EA
002	41264	TABLE GUIDE,CYLINDER	1.00	EA
003	50504	PLATE,HEATER,CHUCK	1.00	EA
004	50618	PLATE,SPACER,FITTING	1.00	EA
005	50503	PLATE,TOOLING,CHUCK	1.00	EA
006	8468	SCREW,SHC,M4X10MM,SS	12.00	EA
007	42950	PLATE,FITTING,CONNECTOR	1.00	EA
008	11431	FTG,B/H UNION,5/32MMT	2.00	EA
009	11432	FTG,B/H UN,1/4" TUBE	1.00	EA
010	20751	DOWEL,1/4X1,SS	2.00	EA
011	16168	SCREW,PPHM,M3X4MM,SS	8.00	EA
012	33970	FTG,EL,5/32TX1/8UNI,PB	2.00	EA
013	50616	INSULATOR,CHUCK	2.00	EA
014	41316	INSERT,THREADED,M5,BR	4.00	EA
015	7050	WASHER,HVY,#10,SS	4.00	EA
016	10659	SCREW,SHC,M5X20MM,SS	4.00	EA
017	8293	SCREW,SHC,M6X12MM,SS	4.00	EA
018	3243	WASHER,FLAT,1/4,HD	4.00	EA
019	22002	SCREW,SHC,M6X16MM,SS	4.00	EA
020	7401	SCREW,SHC,M4X12MM,SS	2.00	EA
021	42943	SCREW,LEVELING,1/2-20	3.00	EA
022	8440	SCREW,SHC,M6X35MM,SS	3.00	EA
023	11046	TUBING,5/32	5.00	FT
024	41174	LATCH,CHUCK, TOP PLATE	4.00	EA
025	50502	SLIDE,LATCH,CHUCK	4.00	EA
026	43067	SENSOR ASSY,FIBER OPTIC	1.00	EA
027	14326	FTG,EL,5/32TX5/32P	2.00	EA
028	43240	FIBER OPTIC SENSOR ASSY	1.00	EA
029	43356	BRD STOP ASSY,RAIL MT,DT	1.00	EA
030	34734	VALVE,2POS,PB,24VDC	1.00	EA

End of Report





ITEMS # 15, 16, 17, 18, 19 NOT SHOWN

PART NO.
42953

SEE SEPARATE PARTS LIST

PROD. REL. SAME AS REV. 1 A SUP. 07/18/01 REVISIONS	UNLESS OTHERWISE SPECIFIED DIMENSIONS ARE IN INCHES	Speedline Technologies, Inc., CAMALOT Division 145 WARD HILL AVENUE, HAVERHILL, MA 01835 USA
	2 PLACE DEC. TOL. ±.015 3 PLACE DEC. TOL. ±.005 ANGLES 45/2°	TITLE: VAC CONTACT HEAT ASSY, BX10
MACHINED FINISH .83 √R.M.S. DO NOT SCALE DRAWING REMOVE BURRS AND SHARP EDGES	DATE: 05/07/01	SCALE: NONE PAGE: 1 OF 1 NUMBER: 42953D REV: A

PRESS
 TO VIEW
 SPARE PARTS
 LIST

Page
 Down

c_cbmrsrp.p MPM-N
 Page: 1

13.8.4 Short Assembly Parts List
 ** US PRODUCTION **

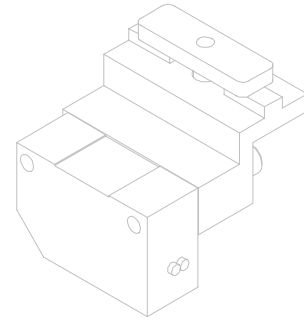
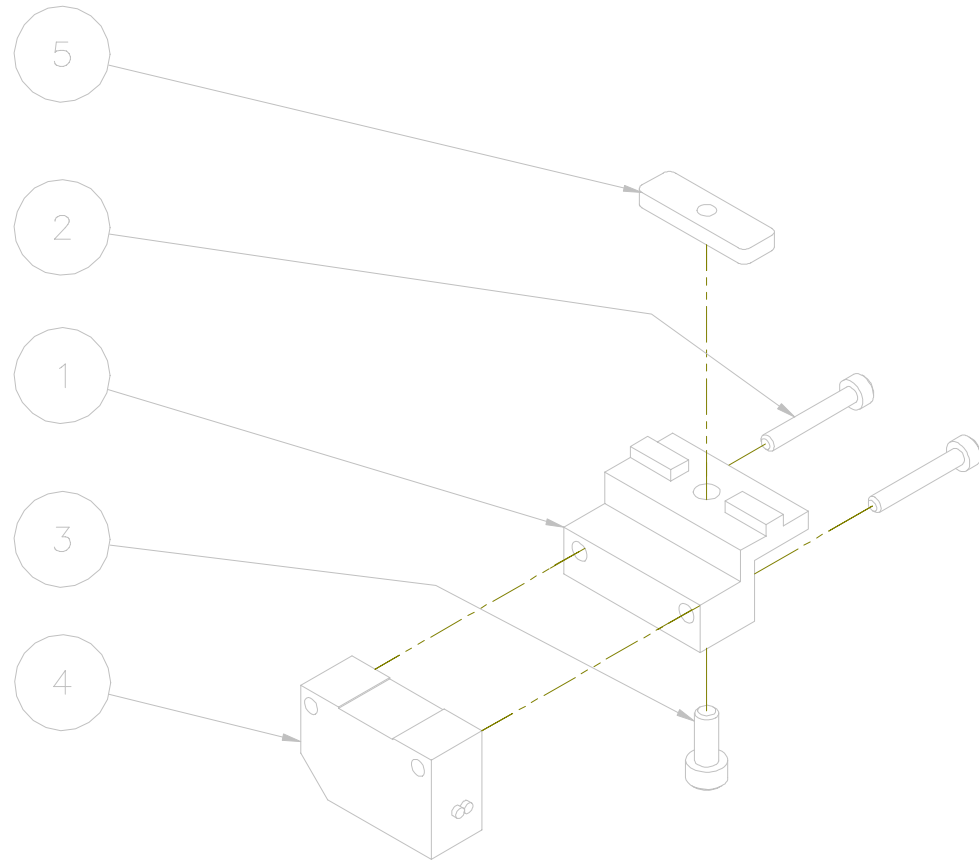
Date: 09/25/01
 Time: 10:38:58

PARENT: 42953 Rev: A
 VAC CNTCT HEAT ASSY,8X10 Drawing # 42953D

Item Number	Part Number	Part Description	Qty Per	UM
001	42952	LIFT TABLE ASSY,8X10	1.00	EA
002	50611	BASE,CLAMP,HEATER	1.00	EA
003	50612	CLAMP,TOP	1.00	EA
004	51019	HEATER HARNESS ASY	1.00	EA
005	11196	SCREW,SHC,M3X10MM,SS	4.00	EA
006	11778	SCREW,SHC,M3X16MM,SS	4.00	EA
007	10876	SCREW,SHC,M3X6MM,SS	3.00	EA
008	51020	RESISTANCE TEMP DEVICE	1.00	EA
009	13732	FTG,ST EL,1/4T,PB	1.00	EA
010	41315	FTG,EL,5/16TX1/4NPT,SS	1.00	EA
011	38761	FTG,CPLG,1/4TX5/16T,PB	1.00	EA
012	36034	INSERT,5/16"ODX1/4" ID	1.00	EA
013	36033	TUBING,1/4",TEFLON	0.25	FT
014	15115	FTG,PLUG,1/4NPT,SS	1.00	EA
015	33580	CONTROLLER,TEMP,24VAC	1.00	EA
016	34734	VALVE,2POS,PB,24VDC	1.00	EA
017	50865	SPACER,SUPPLY RELOCATION	1.00	EA
018	11220	TUBING,1/4,BLK	3.50	FT
019	11046	TUBING,5/32	5.00	FT

End of Report





PART NO.
43046

SEE SEPARATE PARTS LIST

PRESS TO VIEW SPARE PARTS LIST

Page Down

PROD REL, SAME AS REV 1 ECN 7103 SAR 07/16/01	REVISIONS	This drawing and the subject matter disclosed therein embody proprietary information which is the confidential property of Speedline Technologies, Inc. none of which shall be copied, reproduced, published or used in whole or in part for any purpose without the express advance written permission of a duly authorized agent of Speedline Technologies, Inc.					
		UNLESS OTHERWISE SPECIFIED DIMENSIONS ARE IN INCHES		Speedline Technologies, Inc., CAMALOT Division 145 WARD HILL AVENUE, HAVERHILL, MA 01835 USA			
		2 PLACE DEC. TOL. $\pm .015$ 3 PLACE DEC. TOL. $\pm .005$ ANGLES $\pm 1/2^\circ$ MACHINED FINISH 63 $\sqrt{\text{R.M.S.}}$		DRAWN E SWEET	TITLE INPUT/OUTPUT SENSOR ASSY		
		DO NOT SCALE DRAWING REMOVE BURRS AND SHARP EDGES		CHECKED SAR	FOR 7100/7200		
A		APPROVED E SWEET	DATE 05/14/01	SCALE 1:1	PAGE 1 OF 1	NUMBER 43046B	REV A



PRESS TO VIEW SPARE PARTS LIST

Page Down

PART NO.
43067

SEE SEPARATE PARTS LIST

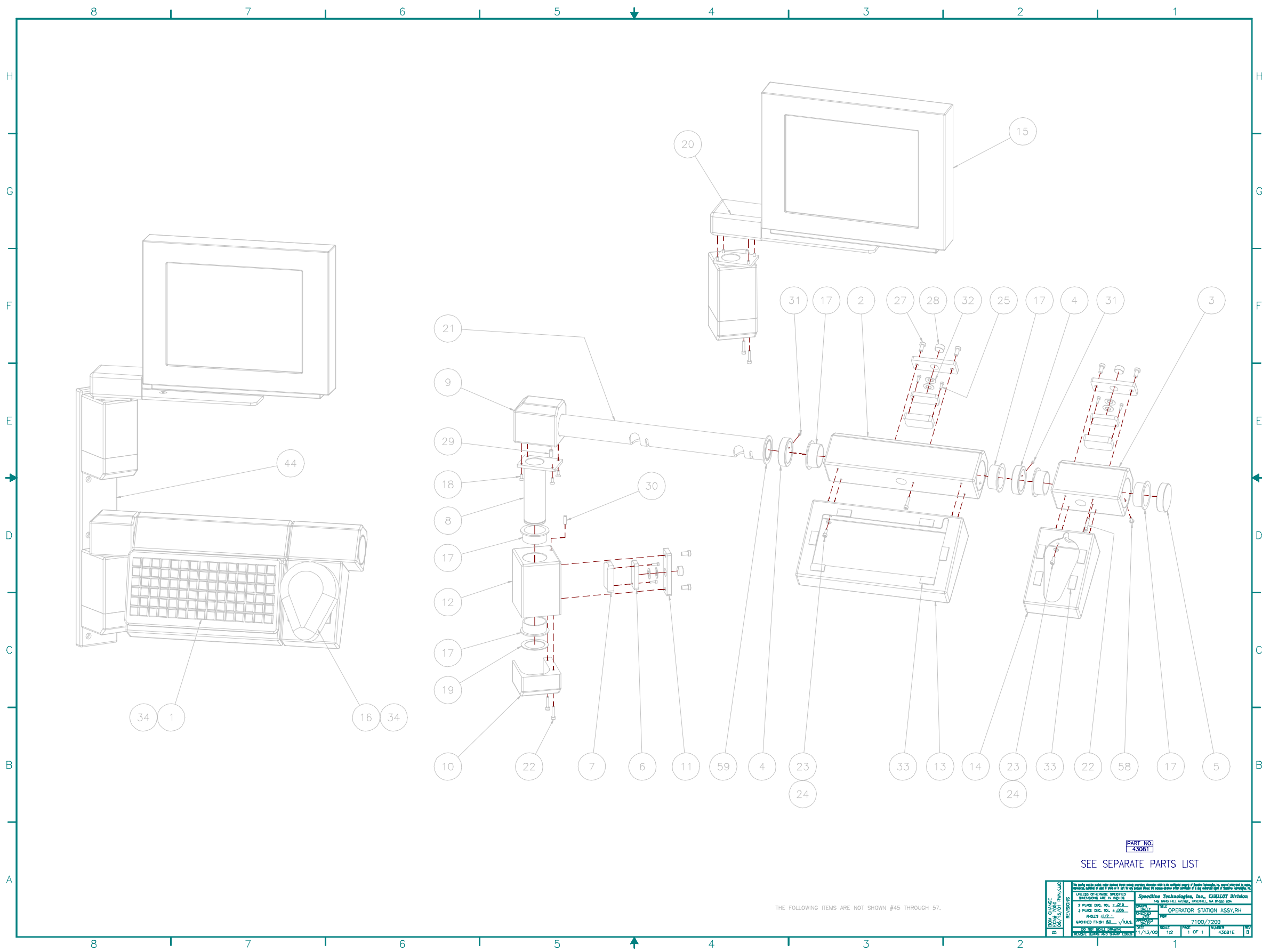
NOTE:

1. ASSEMBLE CABLE IN ACCORDANCE WITH ASM-001.
2. LABEL CABLE WITH PART NUMBER, REV. & DATE.

FIRST RELEASE	REVISIONS	This drawing and the subject matter disclosed therein embody proprietary information which is the confidential property of Speedline Technologies, Inc. none of which shall be copied, reproduced, published or used in whole or in part for any purpose without the express advance written permission of a duly authorized agent of Speedline Technologies, Inc.					
		UNLESS OTHERWISE SPECIFIED DIMENSIONS ARE IN INCHES		Speedline Technologies, Inc., CAMALOT Division 145 WARD HILL AVENUE, HAVERHILL, MA 01835 USA			
		2 PLACE DEC. TOL. ± .25	DRAWN DJT	TITLE SENSOR ASSY, FIBER OPTIC			
		3 PLACE DEC. TOL. ± _____ ANGLES ±1/2 °	CHECKED R.NEVEUX	FOR			
MACHINED FINISH <u>63</u> √R.M.S.	APPROVED R.NEVEUX	7100 / 7200					
A		DO NOT SCALE DRAWING	DATE 05/16/01	SCALE N.T.S.	PAGE 1 OF 1	NUMBER 43067B	REV A
		REMOVE BURRS AND SHARP EDGES					

PRESS
 TO VIEW
 SPARE PARTS
 LIST

Page
 Down



PART NO:
43081B
 SEE SEPARATE PARTS LIST

THE FOLLOWING ITEMS ARE NOT SHOWN #45 THROUGH 57.

DATE CHANGED: BY: REVISIONS:	THE BODY AND/OR SURFACE FINISH SHALL BE AS SPECIFIED UNLESS OTHERWISE NOTED. ALL DIMENSIONS ARE IN INCHES UNLESS OTHERWISE SPECIFIED. ALL DIMENSIONS ARE TO CENTER UNLESS OTHERWISE SPECIFIED. DIMENSIONS TO SURFACE UNLESS OTHERWISE SPECIFIED. DIMENSIONS TO CENTER UNLESS OTHERWISE SPECIFIED. DIMENSIONS TO SURFACE UNLESS OTHERWISE SPECIFIED. DIMENSIONS TO CENTER UNLESS OTHERWISE SPECIFIED.	Speedline Technologies, Inc., QUALITY Division 1900 W. 10th Street, Suite 100 Fargo, ND 58103 7100/7200 11/13/00	OPERATOR STATION ASSY, RH 1 OF 1 43081E B
------------------------------------	---	--	---

PARENT: 43081
OPERATOR STATION ASY,RH
Rev: B
Drawing # 43081E

Item Number	Part Number	Part Description	Qty Per	UM
001	16060	KEYBOARD,G84 SERIES,W/	1.00	EA
002	40601-0-44	HOUSING,PIVOT,KEYBOARD	1.00	EA
003	40548-0-44	PIVOT,TRACKBALL,RH	1.00	EA
004	34061	SPACER,HOUSING	2.00	EA
005	34062-0-44	CAP,PIVOT SHAFT	1.00	EA
006	34063	PLATE,BACKING	4.00	EA
007	34064	PAD, FRICTION	4.00	EA
008	34066	SHAFT,MAIN,PIVOT	2.00	EA
009	34067-0-44	BLOCK,TRANSITION,PIVOT	1.00	EA
010	50872	CAP,END,MAIN,PIVOT,HSG	2.00	EA
011	34069-0-44	PLATE,SPRING RETAINER	4.00	EA
012	50873	HSG,MAIN PIVOT,RH	2.00	EA
013	34072-0-44	TRAY,KEYBOARD	1.00	EA
014	34073-0-44	TRAY,TRACKBALL	1.00	EA
015	42927	MONITOR,12.1,800X600 RES	1.00	EA
016	35393	TRACKBALL,ORBIT,COMPUTER	1.00	EA
017	34075	BEARING,FLANGED JOURNAL,	8.00	EA
018	12560	SCREW,SFHC,M4X12,SS	8.00	EA
019	34078	RING,SNAP,EXT,1.50",SS	2.00	EA
020	50876	BRKT,MONITOR,RH	1.00	EA
021	40065	SHAFT,PIVOT,RH	1.00	EA
022	7403	SCREW,SHC,M4X20MM,SS	6.00	EA
023	8468	SCREW,SHC,M4X10MM,SS	8.00	EA
024	15775	WASHER,FLAT,M4,SS	6.00	EA
025	11196	SCREW,SHC,M3X10MM,SS	8.00	EA
027	34076	SCREW,SLHC,M6X12,SS	8.00	EA
028	34077	CAP,DIE SPRING,5/8-11	4.00	EA
029	8467	DOWEL,1/4X1/2,SS	1.00	EA
030	16686	DOWEL,3/16X5/8,SS	2.00	EA
031	13723	SCREW,SHS,M4X4MM,SS	2.00	EA
032	34079	WASHER,BELLVILLE,.75",	8.00	EA
033	36760	FASTENER,LOOP,1",WHITE,	1.00	EA
034	36759	FASTENER,HOOK,1",WHITE,	1.00	EA
035	41965	GROUND WIRE ASY,MONITOR	1.00	EA
036	38008	GROUND WIRE ASY,TRKBL	1.00	EA
037	36176	WASHER,STAR,M5	2.00	EA
038	38009	WASHER,STAR,M4	3.00	EA
039	50681	CABLE KIT 3,OP STA SM&LG	1.00	EA
040	50264	BRKT,MTG,OP STA	1.00	EA
041	50271	BRKT,MONITOR MOUNTING	1.00	EA
042	50987	GUSSET, BRACKET	2.00	EA
043	51047	COVER,MONITOR MOUNTING	1.00	EA
044	50632	PLATE,FACE,MONITOR MOUNT	1.00	EA
045	10659	SCREW,SHC,M5X20MM,SS	4.00	EA
046	10392	SCREW,SHC,M4X25MM,SS	6.00	EA
047	13353	SCREW,SFHC,M3X12MM,SS	9.00	EA
048	25351	SCREW,SFHC,M6X20MM,SS	4.00	EA

PRESS
TO VIEW
ASSEMBLY
DRAWINGPage
Up

Part Number -

c_cbmpsrrp.p MPM-N
Page: 2

13.8.4 Short Assembly Parts List
** US PRODUCTION **

Date: 09/25/01
Time: 11:36:44

PARENT: 43081
OPERATOR STATION ASY,RH

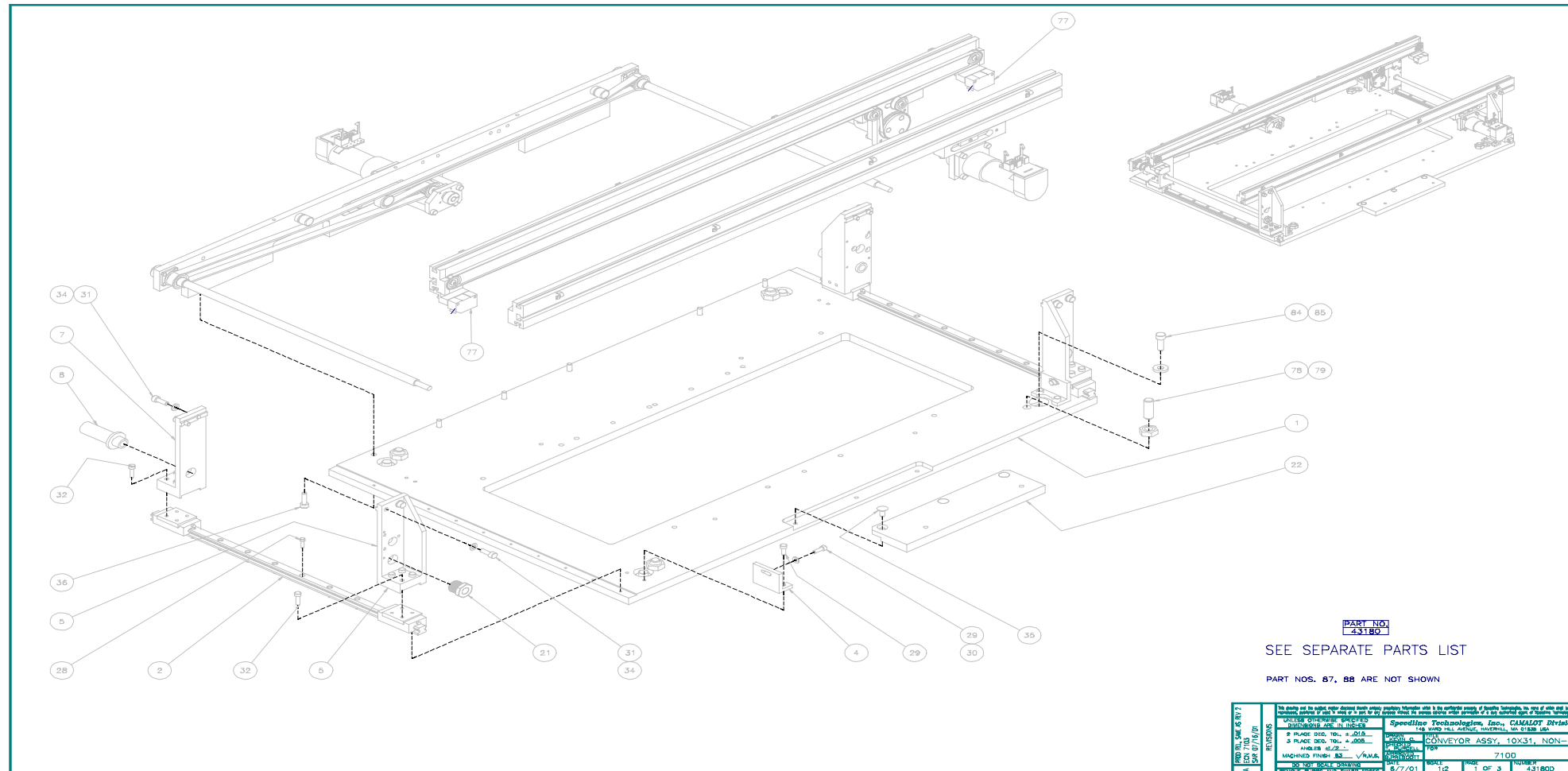
Rev: B
Drawing # 43081E

Item Number	Part Number	Part Description	Qty Per	UM
049	50221	BRKT,MOUNTING,SWITCH	1.00	EA
050	27375	STUD,SNAP,10MM	1.00	EA
051	13086	SCREW,PFHM,6-32X.38,SS	1.00	EA
052	42545-3	GROUND WIRE ASY,MAIN	1.00	EA
053	22796	SCREW,PPHM,M4X12MM,SS	1.00	EA
054	40550	WASHER,SPACER	1.00	EA
054	9103	SCREW,SHC,M6X25MM,SS	3.00	EA
055	12554	SCREW,SBHC,M4X10MM,SS	1.00	EA
055	13973	SCREW,SHC,M4X16MM,SS	2.00	EA
056	42545-1	GROUND WIRE ASY,MONITOR	1.00	EA
057	42545-2	GROUND WIRE ASY,MNTR BKT	1.00	EA
888	51178	OMS ASY,RH OPERATOR STA	0.00	EA

End of Report

PRESS
 TO VIEW
 SPARE PARTS
 LIST

Page
 Down



PARENT: 43180 Rev: A
CONVEYOR ASSY,10X31 NON- Drawing # 43180D

Item Number	Part Number	Part Description	Qty Per	UM
001	43181	PLATE,BASE,10X31 CONVYOR	1.00	EA
002	50157	RAIL,2 CARRIER,390 MM	2.00	EA
004	43182	BRKT,RAIL MTG,FIXED 31"	2.00	EA
005	42983	BRKT,RAIL MOUTNING,DRIVE	2.00	EA
006	42984	NUTPLATE,2XM5	4.00	EA
007	42985	BRKT,RAIL MOUNTING,RH	2.00	EA
008	35404	NUT,KERK 6020 (ALTERED)	2.00	EA
009	50718	MOTOR,GEARHEAD,19.5:1	1.00	EA
012	38249	BEARING,.500X1.125X.313	2.00	EA
015	50317	SCREW,WIDTH DRIVE,31.00	2.00	EA
016	35264	BEARNG,BALL.250ID,.625OD	4.00	EA
021	50451	BUSHING,WIDTH DRIVE	2.00	EA
022	50693	MOUNT,WEIGHT SCALE	1.00	EA
023	50345	PLATE,WIDTH DRV,MOUNT	1.00	EA
024	50107	COVER,BEARING,CLAMP	4.00	EA
025	50730	PULLEY,TIMING,20T	3.00	EA
026	50262	SPACER,BEARING	6.00	EA
027	50724	COLLAR,SHAFT,1/4"	3.00	EA
028	10536	SCREW,SHC,M3X12MM,SS	20.00	EA
029	7401	SCREW,SHC,M4X12MM,SS	6.00	EA
030	15775	WASHER,FLAT,M4,SS	4.00	EA
031	10872	SCREW,SHC,M5X14MM,SS	8.00	EA
032	13973	SCREW,SHC,M4X16MM,SS	16.00	EA
034	13543	WASHER,FLAT,M5,SS	8.00	EA
035	11026	SCREW,SFHC,M5X12MM,SS	3.00	EA
036	8762	SCREW,SHC,M5X18MM,SS	6.00	EA
037	38246	SCREW,SFHC,M2.5X6MM,SS	16.00	EA
038	50349	STANDOFF,BEARNG,WDTH DRV	3.00	EA
039	15260	SCREW,SHC,M4X14MM,SS	18.00	EA
040	50347	SUPPORT,BEARNG,WIDTHDRV	1.00	EA
041	50348	STANDOFF,MOTOR MOUNT	2.00	EA
042	50346	PLATE,DRIVE,MOTOR	1.00	EA
043	50825	MOTOR ASSY,WIDTH DRIVE	1.00	EA
044	11379	SCREW,SFHC,4-40X.31,SS	9.00	EA
045	50728	CPLG,WAFER SPR,3/16-1/4"	1.00	EA
046	50380	SHAFT,BEARNG,MOTOR,DRIVE	1.00	EA
047	50511	BRKT,TENSIONER,BELT	1.00	EA
048	50727	NUT,HEX,1/4-28,ES,SS	1.00	EA
049	50726	ROLLER,TRACK,5/8"H	1.00	EA
050	50659	SPACER,ROLLER,5/8"	1.00	EA
051	50734	BELT,TIMING,3MM,529T	1.00	EA
052	38250	BEARING,6MMX15MMX5MM	8.00	EA
053	43184	RAIL,CONVEYOR,31"NON-INS	2.00	EA
055	43187	BELT,CONVEYOR,67.56 IN.	2.00	EA
056	50151	SUPPORT,PULLEY,IDLER	8.00	EA
057	50130	PULLEY,IDLER	8.00	EA
058	12554	SCREW,SBHC,M4X10MM,SS	4.00	EA



c_cbmpsrp.p MPM-N
Page: 2

13.8.4 Short Assembly Parts List
** US PRODUCTION **

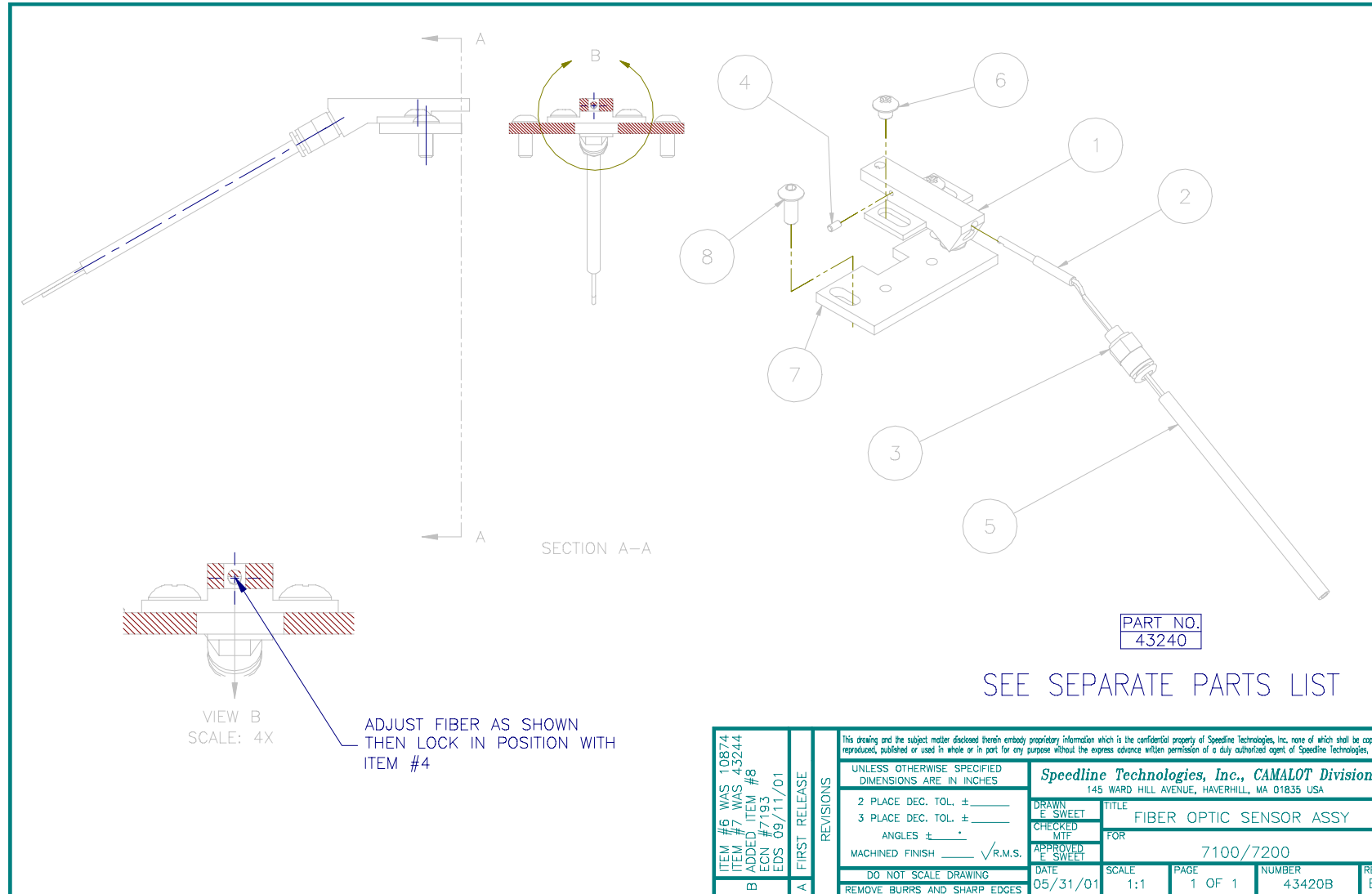
Date: 09/25/01
Time: 10:39:18

PARENT: 43180
CONVEYOR ASSY,10X31 NON-

Rev: A
Drawing # 43180D

Item Number	Part Number	Part Description	Qty Per	UM
061	42915	NUTPLATE,2XM4X3.13 STL	2.00	EA
062	12741	SCREW,SBHC,M4X20MM,SS	4.00	EA
063	42995	NUTPLATE,M4 XYFLEX PRO	2.00	EA
067	42996	BRKT,BELT DRIVE,FRONT	2.00	EA
068	10392	SCREW,SHC,M4X25MM,SS	4.00	EA
069	50824	MOTOR ASSY,CONVEYR DRIVE	1.00	EA
072	50356	SPACER,MOTOR,BRACKET	2.00	EA
073	50358	HUB,PULLEY,MOTOR	2.00	EA
074	50357	HUB,MOTOR,PULLEY	2.00	EA
075	16713	SCREW,SHS,M2.5X5,SS	4.00	EA
076	13273	SCREW,SFHC,M3X6MM,SS	6.00	EA
077	43046	SENSOR ASSY,INPUT/OUTPUT	2.00	EA
078	50729	SCREW,SHN,M10X30MM,SS	4.00	EA
079	15777	NUT,HEX,M10,SS	4.00	EA
080	8468	SCREW,SHC,M4X10MM,SS	2.00	EA
084	8439	SCREW,SHC,M6X20MM,SS	4.00	EA
085	3243	WASHER,FLAT,1/4,HD	4.00	EA
086	50804	CABLE ASY,WIDTH MOTOR	1.00	EA
087	50803	CABLE ASY,CONVEYOR MTRS	1.00	EA
088	10011	CABLE CLAMP	8.00	EA
089	29704	SCREW,PPHM,M2.5X3MM,SS	8.00	EA
090	50725	ROLLER,TRACK,1/2"	2.00	EA
091	50186	SPACER,ROLLER,TRACK	2.00	EA
092	8041	NUT,10-32,ES,SS	2.00	EA
093	8051	WASHER,FLAT,#10,SS	2.00	EA
888	43372	OMS ASSY,10X31 CONVR ASY	0.00	EA

End of Report



PRESS TO VIEW SPARE PARTS LIST

Page Down

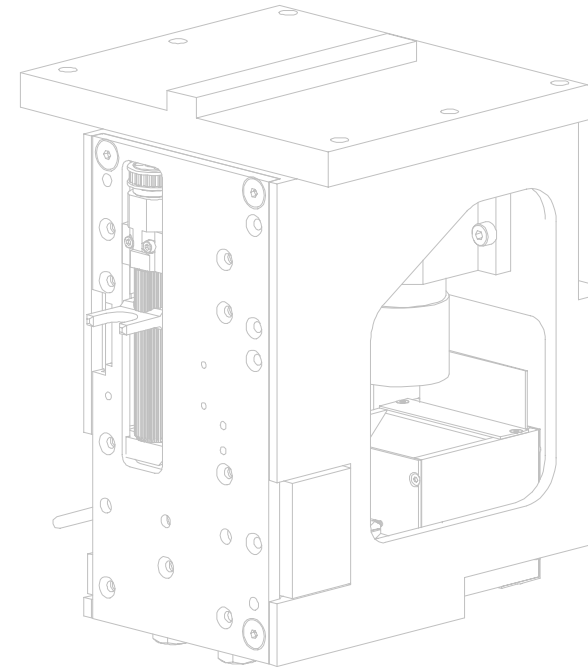
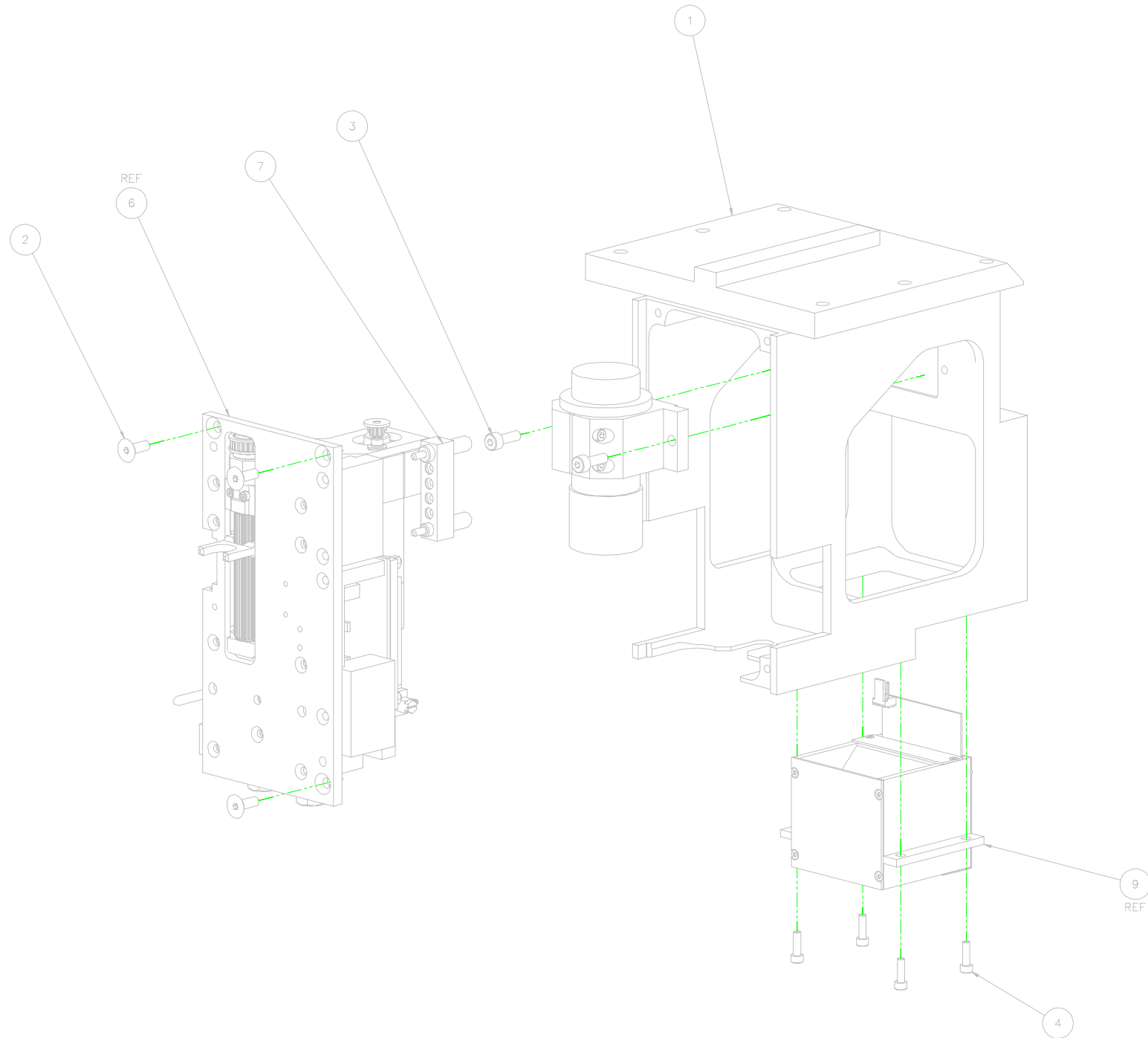
ITEM #6 WAS 10874 ITEM #9 WAS 43244 B ADDED ITEM #8 ECD 4/7/13 EDS 09/11/01	REVISIONS A FIRST RELEASE	UNLESS OTHERWISE SPECIFIED DIMENSIONS ARE IN INCHES				This drawing and the subject matter disclosed therein embody proprietary information which is the confidential property of Speedline Technologies, Inc. none of which shall be copied, reproduced, published or used in whole or in part for any purpose without the express advance written permission of a duly authorized agent of Speedline Technologies, Inc.			
		2 PLACE DEC. TOL. ± _____ 3 PLACE DEC. TOL. ± _____ ANGLES ± _____ MACHINED FINISH _____ √R.M.S.				Speedline Technologies, Inc., CAMALOT Division 145 WARD HILL AVENUE, HAVERHILL, MA 01835 USA			
		DRAWN E SWEET		TITLE FIBER OPTIC SENSOR ASSY		CHECKED MTF		FOR 7100/7200	
DO NOT SCALE DRAWING REMOVE BURRS AND SHARP EDGES		DATE 05/31/01	SCALE 1:1	PAGE 1 OF 1	NUMBER 43420B	REV B			

PARENT: 43240 FIBER OPTIC SENSOR ASSY Rev: B Drawing # 43240B

Item Number	Part Number	Part Description	Qty Per	UM
001	43149	BRKT,FIBER OPTIC	1.00	EA
002	50819	FIBER OPTIC,SS,BIFURCATD	1.00	EA
003	11371	FTG,ST,5/32TX10-32,PB	1.00	EA
004	35498	SCREW,SHS,M2X4MM,SS	1.00	EA
005	11046	TUBING,5/32	0.00	FT
006	22528	SCREW,PPHM,M4X4MM,SS	2.00	EA
007	43498	SPACER,FIBER OPTIC,.125"	1.00	EA
008	12554	SCREW,SBHC,M4X10MM,SS	2.00	EA

End of Report





PRESS
 TO VIEW
 SPARE PARTS
 LIST

Page
 Down

PART NO.
 50073

SEE SEPARATE PARTS LIST

THE FOLLOWING ITEM IS NOT SHOWN #10

REL. TO PRODUCTION REV. # 4 DATE 02/13/01	UNLESS OTHERWISE SPECIFIED DIMENSIONS ARE IN INCHES	Speedline Technologies, Inc., CAMALOT Division 145 WARD HILL AVENUE, HAVERHILL, MA 01830 USA	
	2 PLACE DEC. TOL. ± .015 3 PLACE DEC. TOL. ± .005 ANGLES ±1/2° MACHINED FINISH 53 √R.M.S.	DRAWN MINOR G. PARCELLA CHECKED S. HESLOTT	TITLE HOUSING ASY,Z-AXIS,SNGL PDR
4	DO NOT SCALE DRAWING REMOVE BURRS AND SHARP EDGES	DATE 04/04/00	SCALE NONE PAGE 1 OF 1 NUMBER 50073d REV A

c_cbmpsrp.p MPM-N
Page: 1

13.8.4 Short Assembly Parts List
** US PRODUCTION **

Date: 03/20/01
Time: 14:59:36

PARENT: 50073
HOUSING ASY,Z-AXIS,SNGL

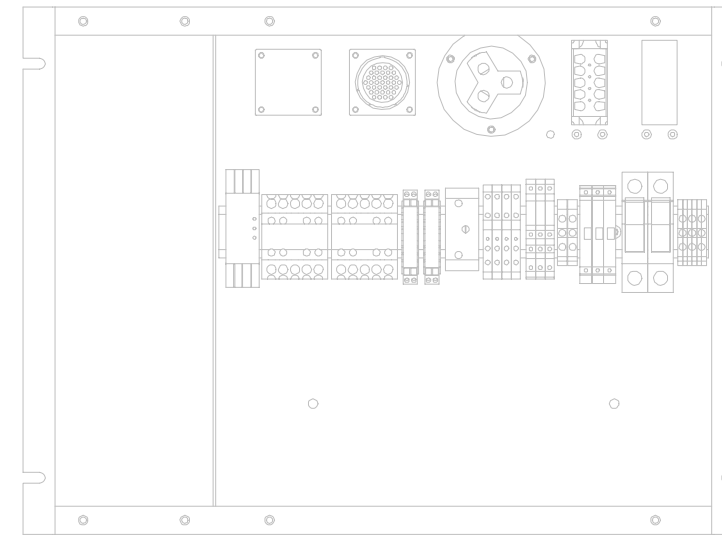
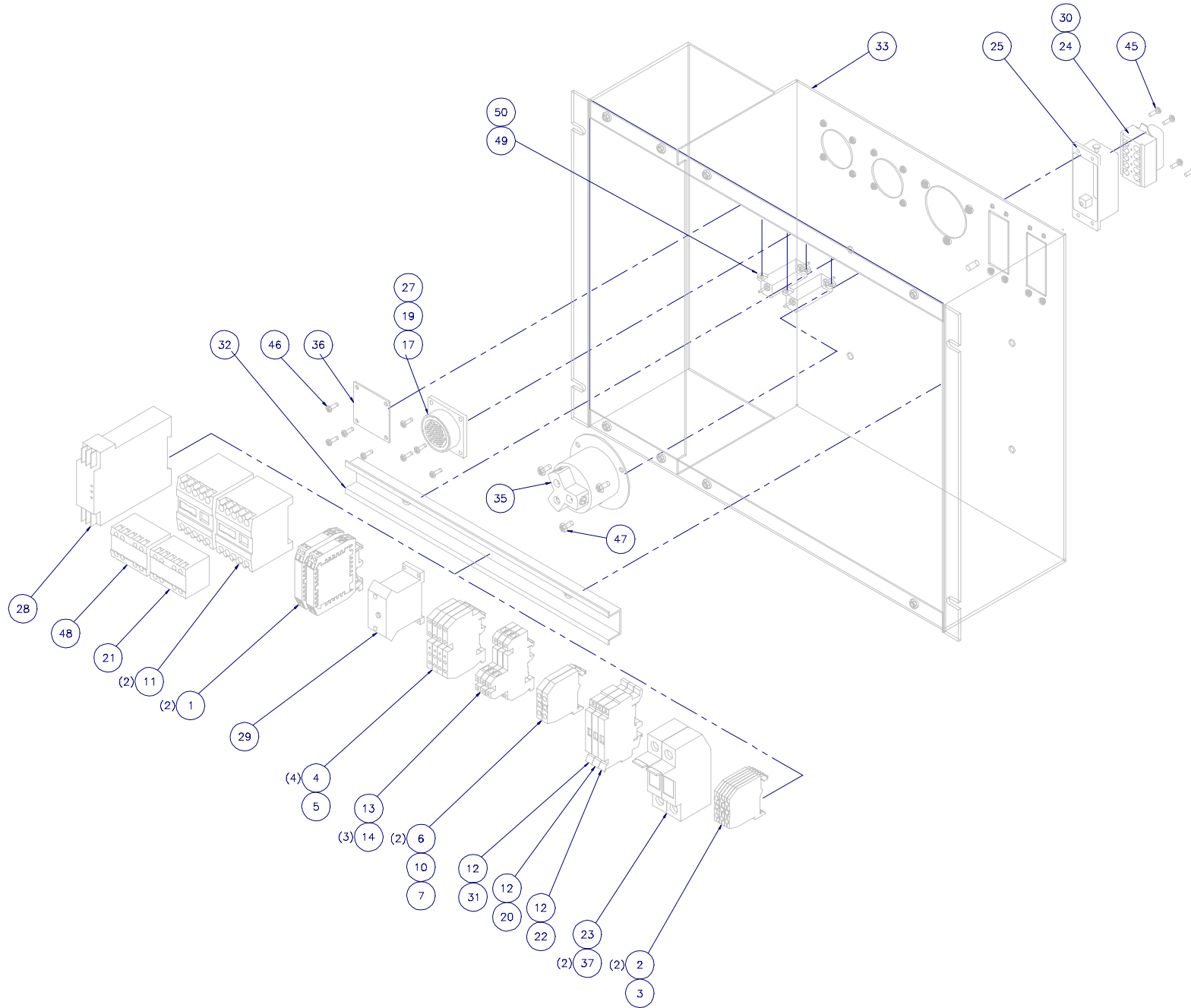
Rev: A
Drawing # 50073D

Item Number	Part Number	Part Description	Qty Per	UM
001	50000	MOUNT,Z-HEAD,SNGL,BLT DR	1.00	EA
002	12560	SCREW,SFHC,M4X12,SS	3.00	EA
003	7401	SCREW,SHC,M4X12MM,SS	2.00	EA
004	11196	SCREW,SHC,M3X10MM,SS	4.00	EA
005	50077	CAMERA ASSEMBLY	1.00	EA
006	50947	Z-AXIS ASY,BELT DRIVEN	0.00	EA
007	33908	PNEU BLOCK ASY,Z-HEAD	1.00	EA
009	33496	ILLUMINATOR,LED,RED	0.00	EA
010	50769	DRAFT SHIELD ASY,SMALL	1.00	EA
888	51065	OMS ASY,Z-AXIS SNGL HSG	0.00	EA



PRESS
 TO VIEW
 SPARE PARTS
 LIST

Page
 Down



NOTES:

1. REFER TO MPI PROCEDURE DOCUMENT ASM-001 FOR CRIMPING STANDARDS.
2. TORQUE SCREWS AT INSTALLATION PER SVR-100.
3. ITEMS 38 - 44 ARE NOT SHOWN.
4. SEE WR50270 FOR WIRING INFORMATION.

PART NO.
 50270

SEE SEPARATE PARTS LIST

CONTACT BLOCK ECN: 7141 MRB 05/09/03/01	BOM CHANGES MRB 07/11/01	MRB 06/26/01 MRB 05/29/01	REL TO PRODUCTION SAME AS REV # 2 ECN# 6881 MRB 05/16/01	REVISIONS	UNLESS OTHERWISE SPECIFIED DIMENSIONS ARE IN INCHES	Speedline Technologies, Inc., CAMALOT Division 145 WARD HILL AVENUE, HAWKERSHILL, MA 01835 USA
D	C	B	A		2 PLACE DEC. TOL. ± .015 3 PLACE DEC. TOL. ± .005 ANGLES ±1/2° MACHINED FINISH .83 √R.M.S.	FOR POWER DIST. PANEL ASSEMBLY
					DO NOT SCALE DRAWING REMOVE BURRS AND SHARP EDGES	DATE: 12/06/00 SCALE: 2:1 PAGE: 1 OF 1 NUMBER: 50270D REV: D

PARENT: 50270
POWER DIST PANEL ASY
Rev: D
Drawing # 50270D

Item Number	Part Number	Part Description	Qty Per	UM
001	11058	RELAY, 10A, 24V, SPDT	2.00	EA
002	11064	TERMINAL, BK, GND, M4/6P	3.00	EA
003	11065	STOP, END	1.00	EA
004	11066	TERMINAL, BLK, 4C, M4/6.4A	4.00	EA
005	11067	PLATE, END, FEM, 6.4A	1.00	EA
006	11068	TERMINAL, BLOCK, STD, M4/6	2.00	EA
007	11070	JUMPER, BAR, 10P/A	1.00	EA
008	11196	SCREW, SHC, M3X10MM, SS	4.00	EA
009	11199	SCREW, SHC, M5X12MM, SS	7.00	EA
010	12059	PLATE, END, FEM, 6S	1.00	EA
011	43204	CONTACTOR, 24VAC, 50/60Hz	2.00	EA
012	12667	HOLDER, FUSE, M4/8SFT	3.00	EA
013	12861	PLATE, END, FEM 6D	1.00	EA
014	12914	TERMINAL, BLOCK, DD	3.00	EA
015	13543	WASHER, FLAT, M5, SS	3.00	EA
016	13941	SCREW, SHC, M3X8MM, SS	4.00	EA
017	14253	PIN, CONN, FEM, 18/16AWG	28.00	EA
018	15776	WASHER, FLAT, M3, SS	4.00	EA
019	15806	SOCKET, MULTIMATE CONTACT	5.00	EA
020	18004	FUSE, .8A, 5X20MM, SB, GLASS	1.00	EA
021	43565	CONTACT, AUX. 2NO/2NC	1.00	EA
022	20056	FUSE, 7A, 5X20MM, SB, GLASS	1.00	EA
023	23752	HOLDER, FUSE, 2P, 10X38	1.00	EA
024	24082	RECEPTACLE, 10P, 16A, 600VAC	1.00	EA
025	24084	BASE, PANEL MOUNT	1.00	EA
027	26934	RECEPTACLE, SQUARE, 37PIN	1.00	EA
028	31925	RELAY, ESTOP, 24VAC, 50-60	1.00	EA
029	35700	CONTROLLER, FLASHER	1.00	EA
030	35704	PIN, CODING	2.00	EA
031	36756	FUSE, 16A, TIME LAG	1.00	EA
032	50880	DIN RAIL, 13"	1.00	EA
033	50291	ENCLOSURE, POWER DIST	1.00	EA
034	50394	COVER, POWER DISTRIBUTION	1.00	EA
035	50494	PLUG, TWISTLOK, 480V, 20A	1.00	EA
036	50926	PLATE, BLANKING, .25P CONN	1.00	EA
037	37988	FUSE, 16A, AM, 10X38	2.00	EA
038	16302	WIRE, 14AWG, BLK, PTFE	0.00	FT
039	16307	WIRE, 14AWG, RED, PTFE	0.00	FT
040	16313	WIRE, 18AWG, LT. BLUE, PTFE	0.00	FT
041	16314	WIRE, 18AWG, WH/BLUE, PTFE	0.00	FT
042	16315	WIRE, 18AWG, RED, PTFE	0.00	FT
043	16316	WIRE, 18AWG, WH/R, PTFE	0.00	FT
044	16312	WIRE, 18AWG, GRN/YEL, PTFE	0.00	FT
045	22768	SCREW, PPHM, M3X10MM, SS	4.00	EA
046	10253	SCREW, PPHM, M3X8MM, SS	8.00	EA
047	14148	SCREW, PPHM, M4X8MM, SS	3.00	EA
048	43206	CONTACT, AUX, 4NC	1.00	EA

PRESS
TO VIEW
ASSEMBLY
DRAWINGPage
Up

Part Number -

c_cbmrsrp.p MPM-N
Page: 2

13.8.4 Short Assembly Parts List
** US PRODUCTION **

Date: 09/25/01
Time: 11:30:57

PARENT: 50270
POWER DIST PANEL ASY

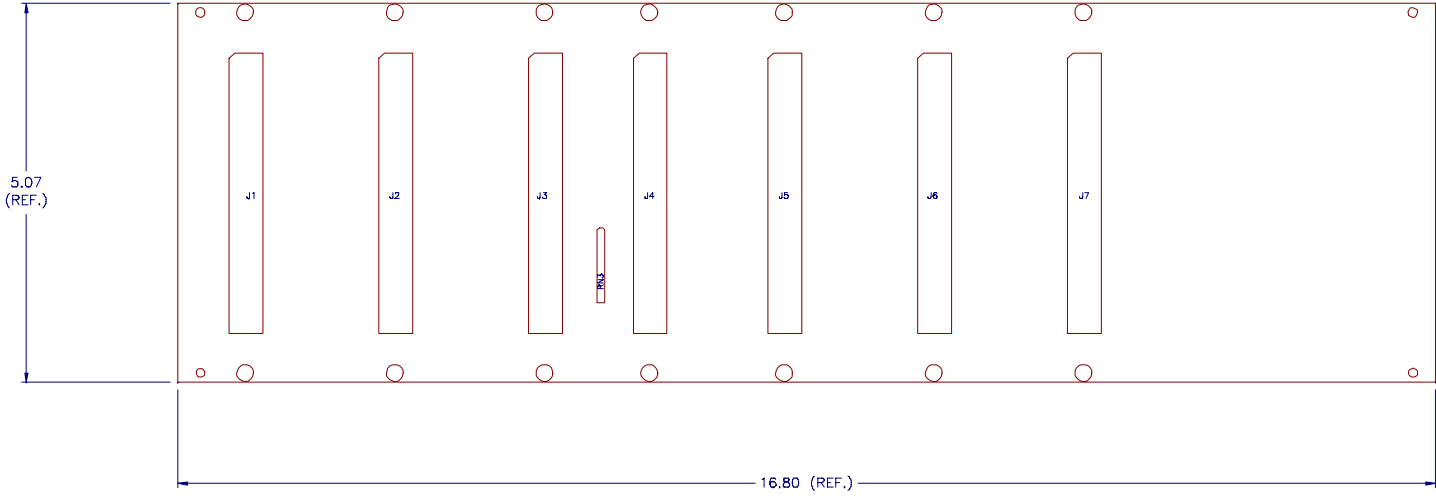
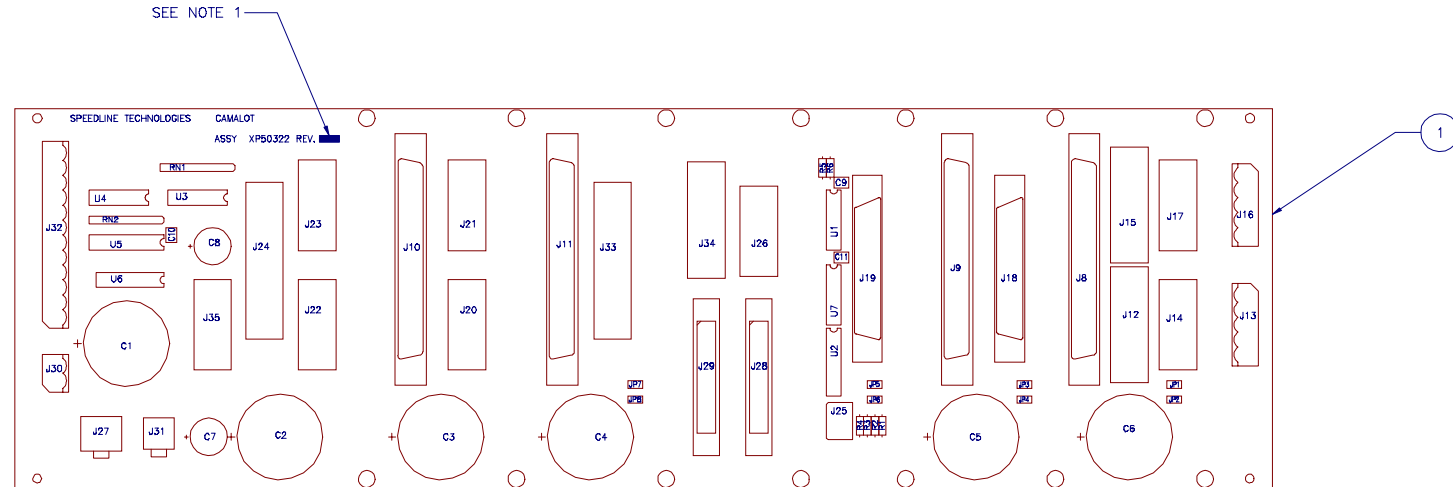
Rev: D
Drawing # 50270D

Item Number	Part Number	Part Description	Qty Per	UM
049	42558	RESISTOR,50,25W,1%MNTBLE	2.00	EA
050	11597	NUT,HEX,M3,SS	4.00	EA
999	WR50270	WIRE RUN LIST	0.00	EA

End of Report

PRESS TO VIEW SPARE PARTS LIST

Page Down



PART NO.
50322

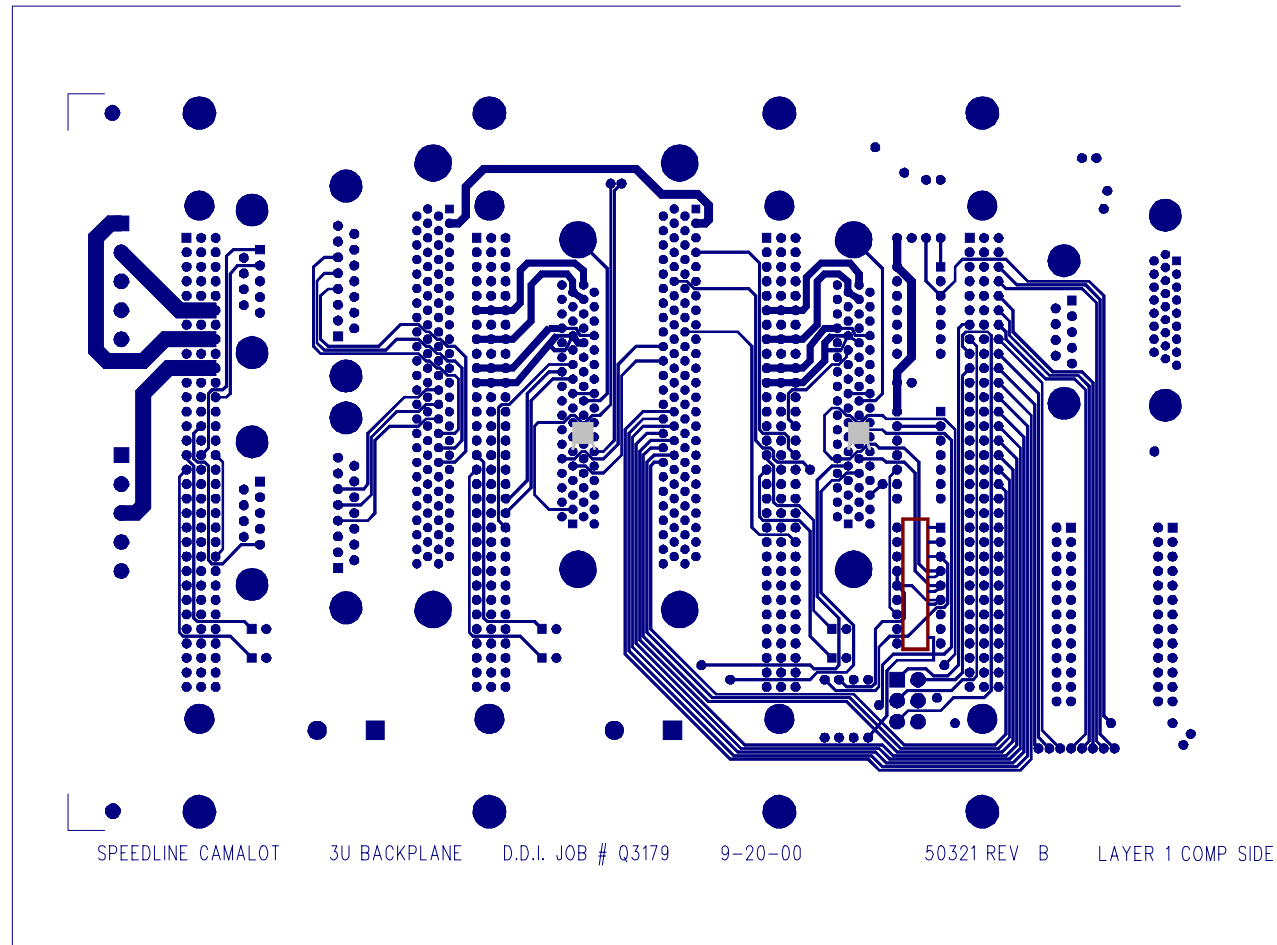
SEE SEPARATE PARTS LIST

ITEM	REF DESIG.	ITEM	REF DESIG.
13	J25	2	C7,C8
26	U2,U6	3	C9,C10,C11,C12,C13
30	J1-J7	4	JP7,JP8
31	J1-J7	5	J1 - J7
32	J8,J9,J10,J11,	6	J8,J9,J10,J11
33	J12,J14,J15,J17 J20-J24,J26,J33-J35	7	J12,J15
34	J12,J14,J15,J17 J20-J24,J26,J33-J35	8	J13,J16
35	J18,J19	9	J14,J17,J20,J21, J22,J23,J26,J35
36	J18,J19	10	J18,J19
40	JP7,JP8	11	J24,J33
		12	J25
		14	J27
		15	J28,J29
		16	J30
		17	J31
		18	J32
		19	J34
		20	R1,R2,R3
		21	R4
		22	RN1,RN3 (B)
		23	RN2 (B)
		24	U1
		25	U2,U6
		27	U3,U4
		28	U5
		29	U7
		37	C1,C2,C3,C4,C5,C6
		39	R5,R6

NOTES:
1. MARK REVISION AT ASSEMBLY USING INDELIBLE INK.

CHANGE RN3 TO 1K S/B ITEM #22 ECN# 7177 DUT 09/10/01	REL TO PRODUCTION SAME AS REV # 5 ECN# 6881 MRB 03/16/01	REVISIONS	This drawing and the subject matter disclosed therein embody proprietary information which is the confidential property of Speedline Technologies, Inc. none of which shall be copied, reproduced, published or used in whole or in part for any purpose without the express advance written permission of a duly authorized agent of Speedline Technologies, Inc.			
			UNLESS OTHERWISE SPECIFIED DIMENSIONS ARE IN INCHES			
B	A		2 PLACE DEC. TOL. $\pm .015$		DRAWN MESSIER	
			3 PLACE DEC. TOL. $\pm .005$			
			ANGLES $\pm 1/2^\circ$		TITLED PCB ASSY, 3U BACKPLANE	
			MACHINED FINISH .63 $\sqrt{R.M.S.}$			
			DO NOT SCALE DRAWING		DATE 12/5/00	
			REMOVE BURRS AND SHARP EDGES		SCALE 1:1	
					PAGE 1 OF 2	
					NUMBER 50322B01	
					REV B	

Speedline Technologies, Inc., CAMALOT Division
145 WARD HILL AVENUE, HAVERHILL, MA 01835 USA



NOTES:

1. ADD C12 & C13 AS REWORKSOLDERED ON COMPONENT SIDE OF BACKPLANE
2. C12 IS SOLDERED TO PINS 11 & 45 OF J18
3. C13 IS SOLDERED TO PINS 11 & 45 OF J19.
4. ADD RN3 AS FOLLOWS: RN3-10 TO U2-1, RN3-9 TO U2-2, RN3-8 TO U2-3, RN3-7 TO U2-4, RN3-6 TO U2-5, RN3-5 TO U2-6, RN3-1 (JUMPER) TO R4 (+5V SIDE, CLOSER TO BD. EDGE). TRIM RN3-2 THRU RN3-4.
5. JUMPER J18-19 TO J18-53.
6. JUMPER J19-19 TO J19-53.

SEE SHEET 1	REVISIONS	This drawing and the subject matter disclosed therein embody proprietary information which is the confidential property of Speedline Technologies, Inc. none of which shall be copied, reproduced, published or used in whole or in part for any purpose without the express advance written permission of a duly authorized agent of Speedline Technologies, Inc.					
		UNLESS OTHERWISE SPECIFIED DIMENSIONS ARE IN INCHES		Speedline Technologies, Inc., CAMALOT Division 145 WARD HILL AVENUE, HAVERHILL, MA 01835 USA			
		2 PLACE DEC. TOL. $\pm .015$	DRAWN MESSIER	TITLE PCB ASSY, 3U BACKPLANE			
		3 PLACE DEC. TOL. $\pm .005$	CHECKED T.PRENTICE	FOR			
		ANGLES $\pm 1/2^\circ$	APPROVED T.PRENTICE	7100 / 7200			
		MACHINED FINISH $\sqrt{63}$ $\sqrt{\text{R.M.S.}}$	DATE 12/08/00	SCALE 1:1	PAGE 2 OF 2	NUMBER 50322B02	REV B
DO NOT SCALE DRAWING							
REMOVE BURRS AND SHARP EDGES							

PARENT: 50322 Rev: B
PCB ASY, BACKPLANE, 3U Drawing # 50322D

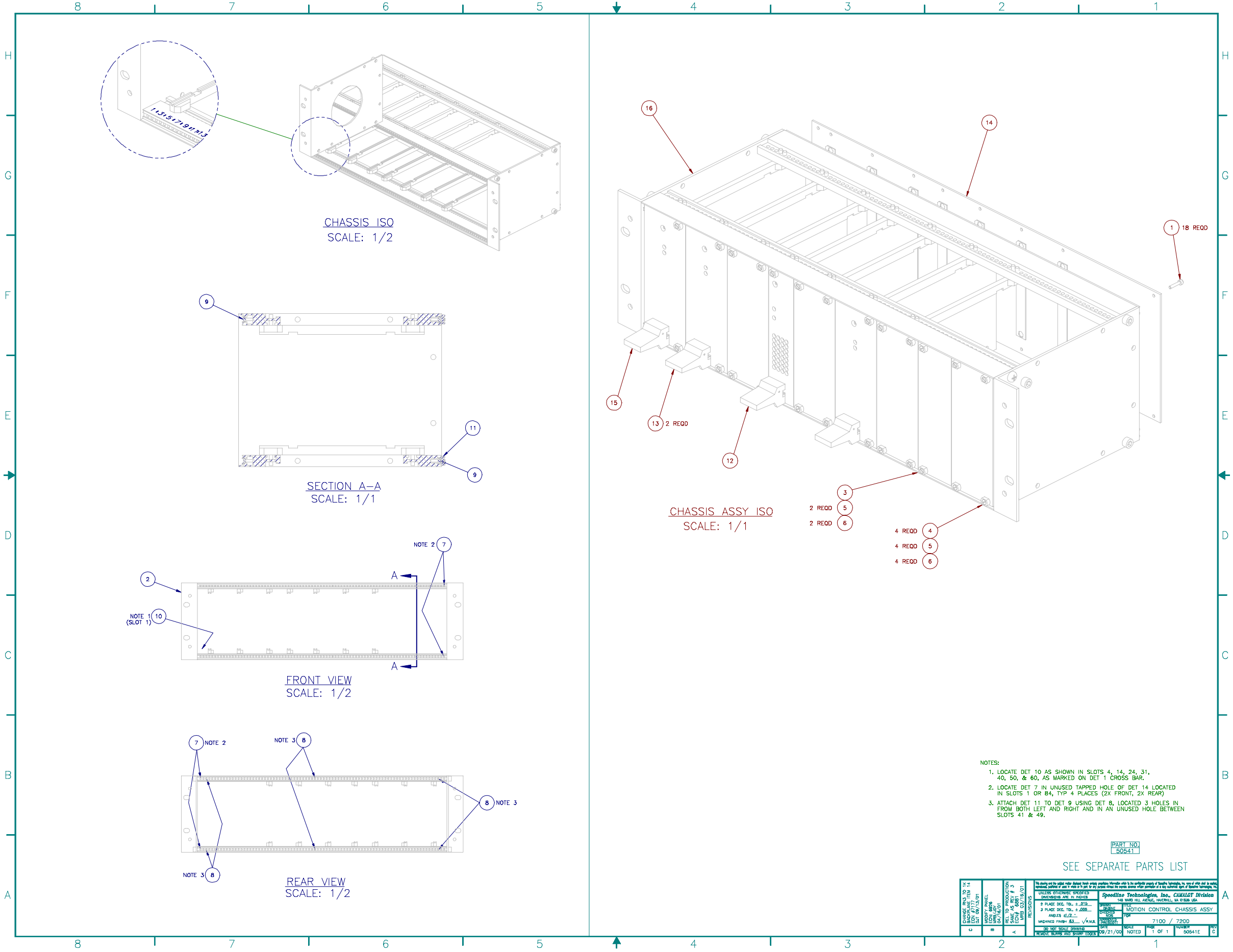
Item Number	Part Number	Part Description	Qty Per	UM
001	50321	PCB, RAW, BACKPLANE, 3U	1.00	EA
002	35340	CAPACITOR, 560UF, 50V	2.00	EA
003	21686	CAPACITOR, 0.1UF, 100VDC,	5.00	EA
004	33166	HEADER, VERT, 12P, .1, STR	0.34	EA
005	35369	CONNECTOR, 96P, DIN SOCKET	7.00	EA
006	32662	RECEPTACLE, 100P, CHAM, .05	4.00	EA
007	35372	CONNECTOR, 15P, D-FEM STR	2.00	EA
008	50800	HEADER, 5 POSITION	2.00	EA
009	35373	CONNECTOR, 9P, D-FEM, STR	8.00	EA
010	35312	CONNECTOR, 68P, .050 SUB D	2.00	EA
011	35374	CONNECTOR, 25P, D-FEM, STR	2.00	EA
012	1297	RECEPTACLE, 6P, 5A, FREE-	1.00	EA
013	21716	TERMINL, CRIMP, F, .062"DI	6.00	EA
014	35769	HEADER, 6P, STR DUAL ROW	1.00	EA
015	30816	HEADER, 26 PIN/LATCHES ST	2.00	EA
016	18307	HEADER, 2POS, 5.08MM, RA	1.00	EA
017	35768	HEADER, 4P, STR DUAL ROW,	1.00	EA
018	33165	HEADER, VERT, 12P, 5.08MM	1.00	EA
019	50801	CONN, D-FEM, 26P, HGH DENSI	1.00	EA
020	36798	RESISTOR, 4.75K, 1/4W, 1%	3.00	EA
021	30694	RESISTOR, 1.0K, 1/4W, 1%	1.00	EA
022	20888	RESISTOR, 1KOHM, SIP, BUS	2.00	EA
023	20466	RESISTOR, SIP, 4.7K, NET	1.00	EA
024	12844	IC, INV SCH TRGR	1.00	EA
025	16881	IC, DRVR, D-OCTAL	2.00	EA
026	12179	SOCKET, IC, 18P	2.00	EA
027	36000	IC, QUAD OPTOISO XSISTOR	2.00	EA
028	50802	INVERTER, OCTAL	1.00	EA
029	22057	IC, QUAD, 2I/14PIN DIP	1.00	EA
030	35434	SCREW, SHC, M2.5X10MM, SS	14.00	EA
031	35433	NUT, HEX, M2.5, SS MHD	14.00	EA
032	14416	SCREW, SHC, M2.5X6MM, SS	8.00	EA
033	18612	SCREWLOCK KIT, 4-40, FEM	13.00	EA
034	19839	WASHER, FLAT, #4, NYLON	26.00	EA
035	35313	SCREWLOCK KIT, M/F	2.00	EA
036	7452	NUT, HEX, 4-40, SS	4.00	EA
037	50799	CAPACITOR, 4700UF, 100V	6.00	EA
039	19854	RESISTOR, 10KOHM, 1/4W, 5%	2.00	EA
040	12457	JUMPER, 2P	2.00	EA
500	50323	SCH, PCB, BACKPLANE, 3U	0.00	EA

End of Report



PRESS
 TO VIEW
 SPARE PARTS
 LIST

Page
Down



PART NO.
50541
 SEE SEPARATE PARTS LIST

CHANGE FROM TO BY DATE	REV. TO PRODUCTION	DATE	DESCRIPTION
8	1	09/21/00	REVISED FROM 50541
7	2	08/21/00	REVISED FROM 50541
6	3	07/16/00	REVISED FROM 50541
5	4	07/16/00	REVISED FROM 50541
4	5	07/16/00	REVISED FROM 50541
3	6	07/16/00	REVISED FROM 50541
2	7	07/16/00	REVISED FROM 50541
1	8	07/16/00	REVISED FROM 50541

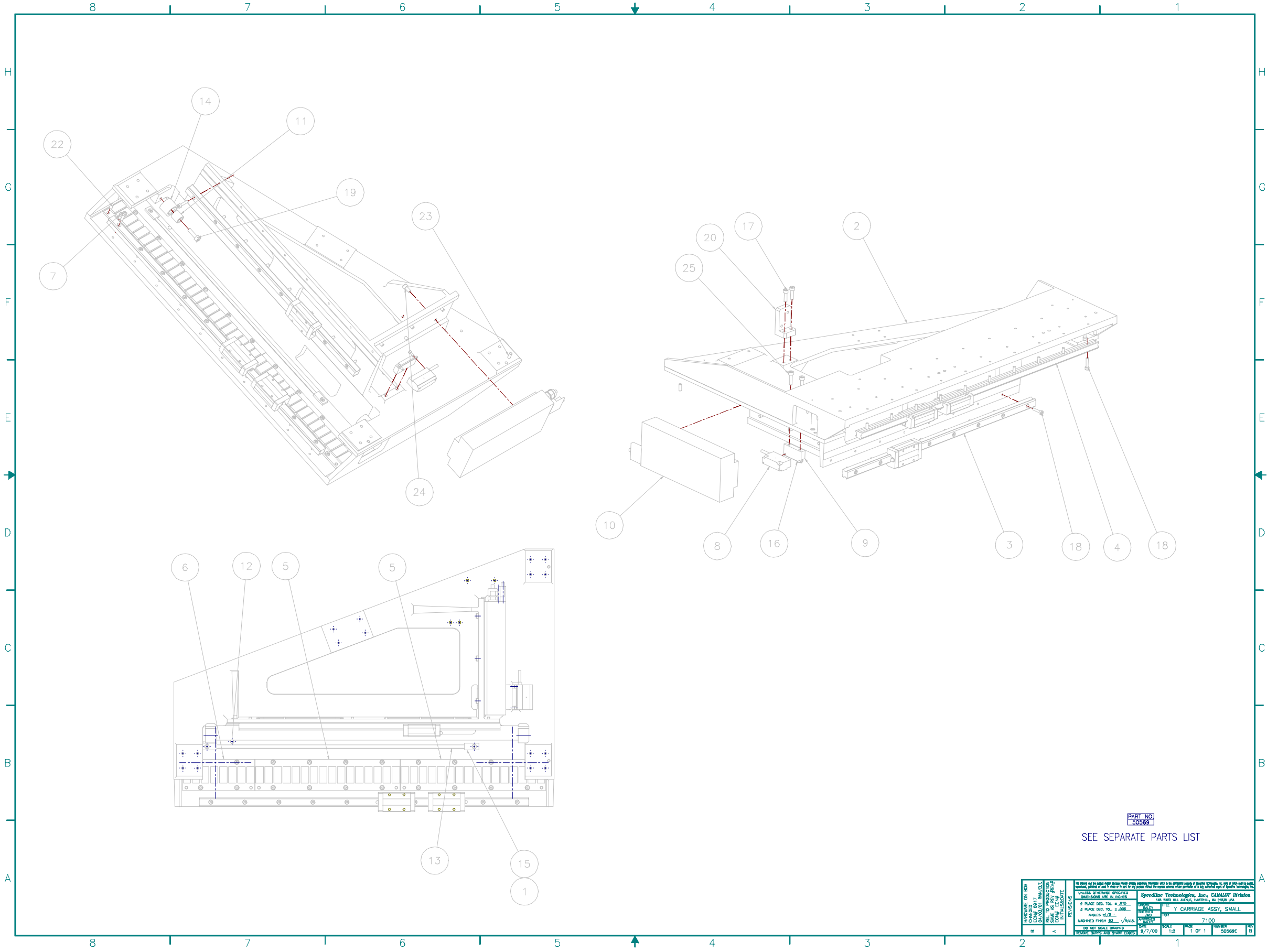
REVISIONS:
 1 PLACE DEC. TOL. ±.0125
 2 PLACE DEC. TOL. ±.0125
 3 PLACE DEC. TOL. ±.008
 ALL DIMS. UNLESS OTHERWISE SPECIFIED
 UNLESS OTHERWISE SPECIFIED
 DIMENSIONS ARE IN INCHES
 MOTION CONTROL CHASSIS ASSY
 SCALE: 7100 / 7200
 SHEET: 1 OF 1
 PART NO.: 50541E

PARENT: 50541
MOTION CNTL CHASSIS ASY
Rev: C
Drawing # 50541E

Item Number	Part Number	Part Description	Qty Per	UM
001	17635	SCREW, SHC, M2.5X12MM, SS	18.00	EA
002	35690	SUBRACK, 3U	1.00	EA
003	35870	PANEL, FILLER, 8HP	1.00	EA
004	35855	PANEL, FILLER, 10HP	4.00	EA
005	35428	RETAINER, SCREW	18.00	EA
006	35430	SCREW, COLLAR M2.5X11	18.00	EA
007	35691	SCREW, GRNDG, GRUB, M2.5,	8.00	EA
008	35693	RETAINER, CLIP, MTG, M2.5	6.00	EA
009	35694	PLATE, NUT, STRIP	4.00	EA
010	35695	RAIL, GUIDE, CHASSIS, 3U	14.00	EA
011	35696	ADHE STRIP, INSUL, 84HP	2.00	EA
012	33764	PANEL ASSY, DIO EXPANSION	1.00	EA
013	32226	AMPLIFIER, DUAL BRUSH/	2.00	EA
014	50322	PCB ASY, BACKPLANE, 3U	1.00	EA
015	51112	AMPLIFIER, DUAL BRUSH	1.00	EA
016	42590	MOD, LFT SIDE PNL, 3UCHASS	0.00	EA

End of Report





PRESS
 TO VIEW
 SPARE PARTS
 LIST

Page
 Down

PART NO
50569
 SEE SEPARATE PARTS LIST

CHANGED ON DRAWING DATE: 01/11/00 BY: [Signature]		REVISIONS 1. PLATE DEC. TO: +.003 2. PLATE DEC. TO: +.002 3. WIDENED FRAMES BY $\sqrt{2}$ 4. REVISIONS TO: 9/7/00		SPEEDLINE TECHNOLOGIES, INC. CALADAY DIVISION 10000 W. 10TH AVENUE, DENVER, CO 80202 Y-CARRIAGE ASSY, SMALL 7100 1 OF 1 50569 B	
---	--	---	--	--	--

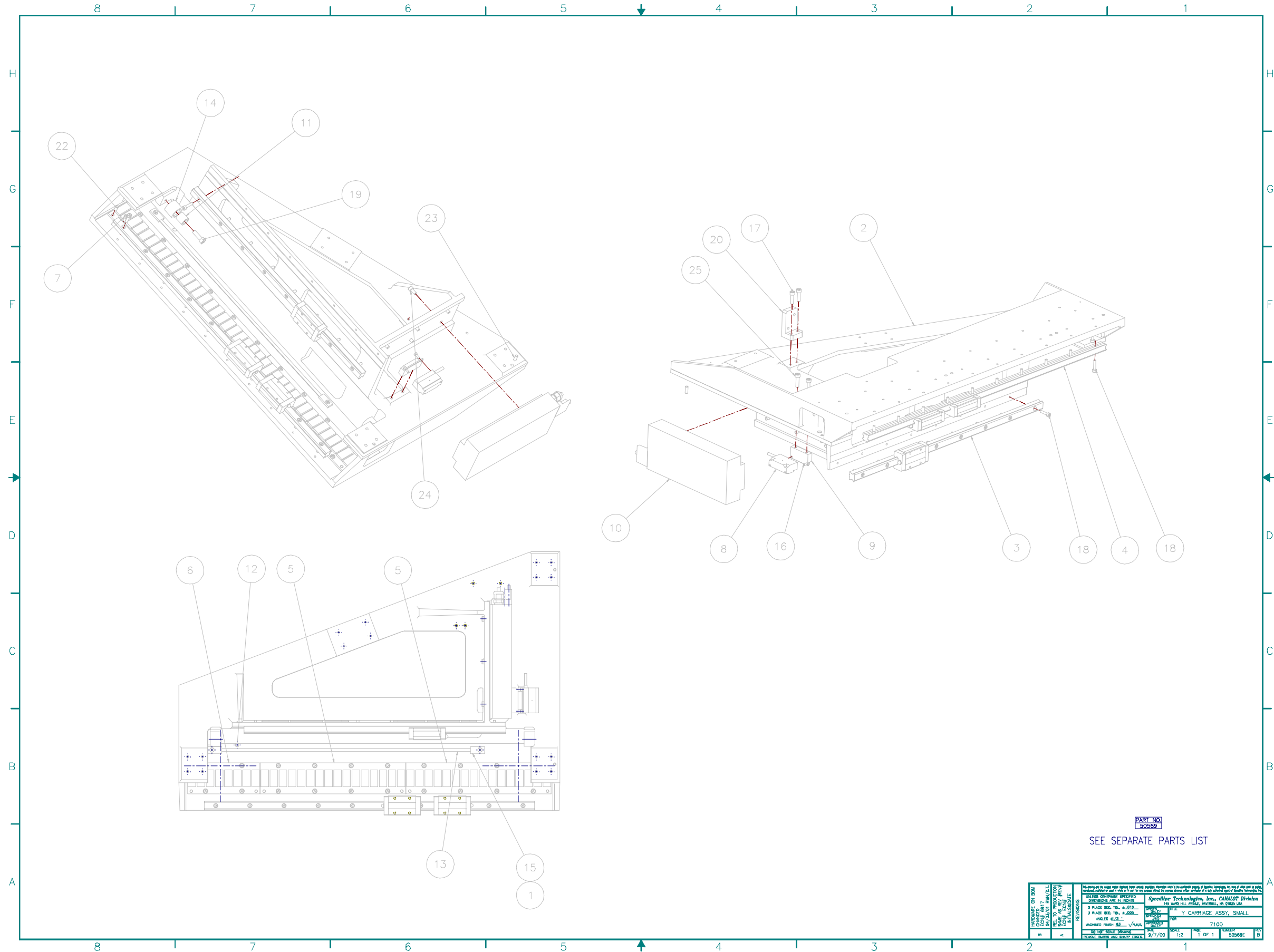
PARENT: 50569
Y CARRIAGE ASY, SMALL

Rev: B
Drawing # 50569E

Item Number	Part Number	Part Description	Qty Per	UM
001	12554	SCREW, SBHC, M4X10MM, SS	2.00	EA
002	50531	CARRIAGE, Y, SMALL	1.00	EA
003	50066	RAIL, SHS 460MM, ONE CARRI	1.00	EA
004	50065	RAIL, SHS 580 MM, 2 CARR	1.00	EA
005	50620	MAGNET, X-AXIS, 256 MM	2.00	EA
006	50619	MAGNET, X-AXIS, 128MM	1.00	EA
007	8468	SCREW, SHC, M4X10MM, SS	20.00	EA
008	50664-1	CABLE, LIN ENCODR, 3.0M	1.00	EA
009	50086	BRKT, READHEAD, Y-AXIS	1.00	EA
010	50622	MOTOR, LINEAR, Y-AXIS	1.00	EA
011	35475	BUTTON, JIG REST	2.00	EA
012	41138	SWITCH, LIMIT, FLUSH MOUNT	1.00	EA
013	50623	SCALE, 20UM, 457 OAL	1.00	EA
014	50409	STOP, BUMPER, X-AXIS	2.00	EA
015	41119	CLAMP, END, TAPE, ENCODER	1.00	EA
016	13941	SCREW, SHC, M3X8MM, SS	2.00	EA
017	8762	SCREW, SHC, M5X18MM, SS	2.00	EA
018	7433	SCREW, SHC, M4X14MM, BO	24.00	EA
019	8439	SCREW, SHC, M6X20MM, SS	2.00	EA
020	50217	BRKT, E-CHAIN	1.00	EA
022	50625	DOWEL, 5MMX10MM, SS	6.00	EA
023	16686	DOWEL, 3/16X5/8, SS	2.00	EA
023	8762	SCREW, SHC, M5X18MM, SS	2.00	EA
024	13765	SCREW, SHC, M5X10MM, SS	6.00	EA

PRESS
TO VIEW
ASSEMBLY
DRAWING

Page
Up



SEE SEPARATE PARTS LIST

CHANGES ON DRAWING DATE: 06/17/00 BY: [Redacted]		THIS DRAWING IS THE PROPERTY OF SPEEDTEC TECHNOLOGIES, INC. AND IS NOT TO BE REPRODUCED OR TRANSMITTED IN ANY FORM OR BY ANY MEANS, ELECTRONIC OR MECHANICAL, INCLUDING PHOTOCOPYING, RECORDING, OR BY ANY INFORMATION STORAGE AND RETRIEVAL SYSTEM.	
REVISIONS A 9/17/00	REVISIONS B 9/17/00	PART NO. 50569	TITLE X-CARRIAGE ASSY, SMALL
APPROVED FOR PRODUCTION DATE: 9/17/00	CHECKED BY: [Redacted]	DRAWN BY: [Redacted]	DESIGNED BY: [Redacted]
SPEEDTEC TECHNOLOGIES, INC. 118 SOUTH 100 WEST, SUITE 100 OGDEN, UT 84242	SCALE: 1:1	SHEET: 1 OF 1	DRAWING NO.: 50569

PRESS
 TO VIEW
 SPARE PARTS
 LIST

Page
 Down

PARENT: 50570
X CARRIAGE ASY, SMALL

Rev: C
Drawing # 50570E

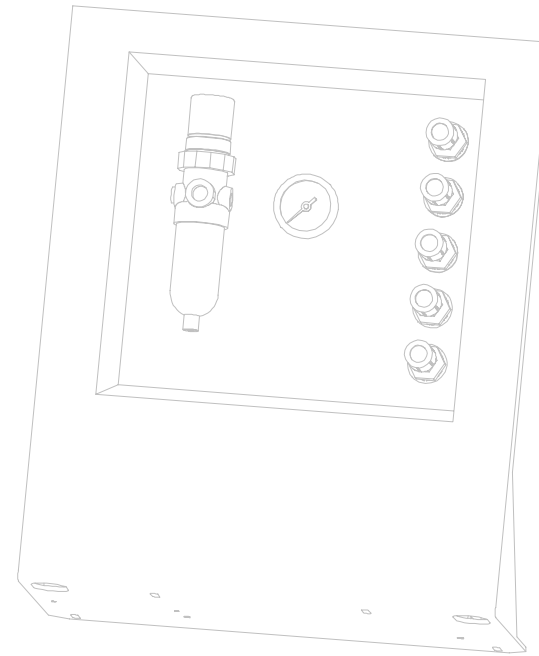
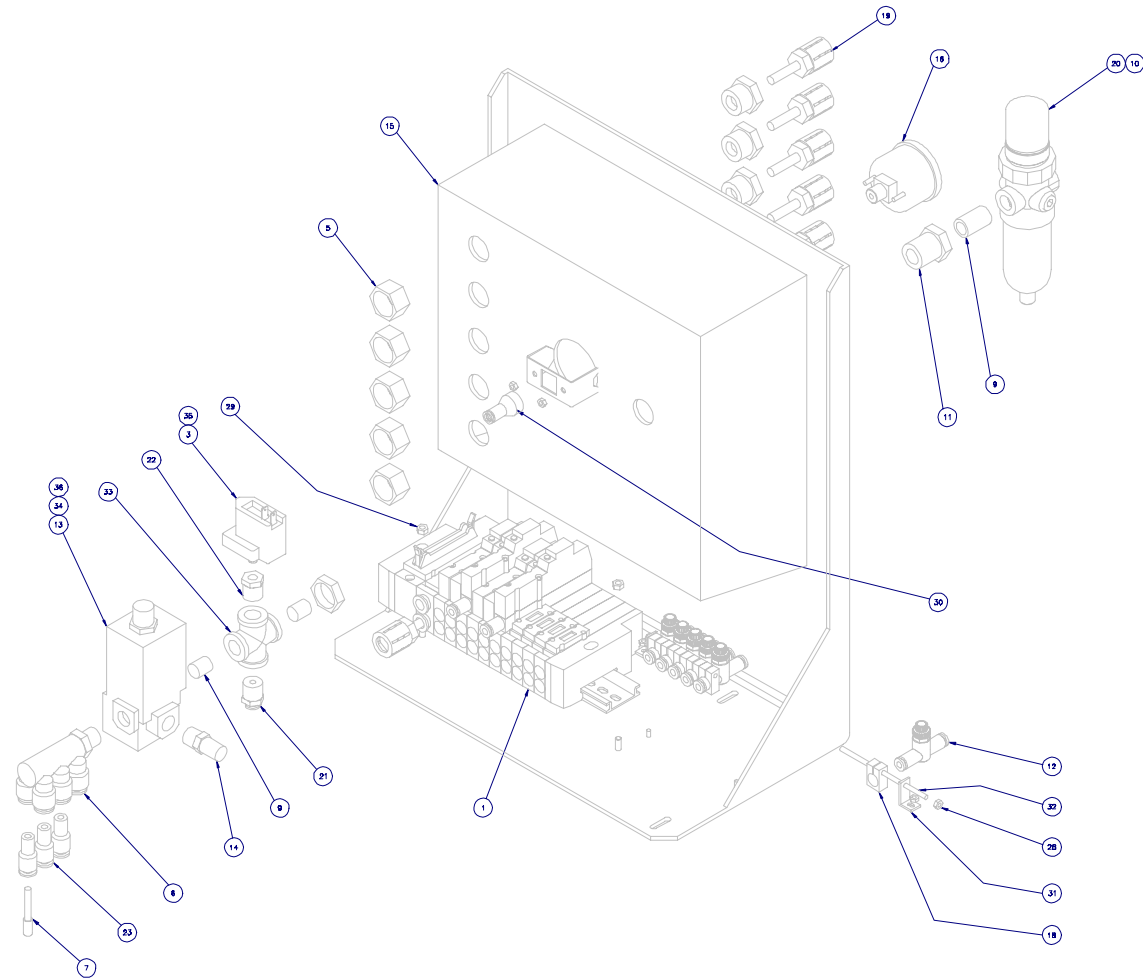
Item Number	Part Number	Part Description	Qty Per	UM
001	50754	SENSOR, HALL EFFECT	0.00	EA
002	50621	MOTOR, LINEAR, X-AXIS	1.00	EA
003	50664-2	CABLE, LIN ENCODR, 3.4M	1.00	EA
004	35475	BUTTON, JIG REST	2.00	EA
005	50409	STOP, BUMPER, X-AXIS	2.00	EA
006	17635	SCREW, SHC, M2.5X12MM, SS	21.00	EA
007	10866	SCREW, SHC, M6X30MM, SS	2.00	EA
010	14417	SCREW, SHC, M3X18MM, SS	2.00	EA
011	8439	SCREW, SHC, M6X20MM, SS	4.00	EA
012	10659	SCREW, SHC, M5X20MM, SS	6.00	EA
014	10869	SCREW, SHC, M6X18MM, SS	4.00	EA
016	50304	PLATE, X CARRIAGE, SMALL	1.00	EA
017	50307	MOUNT, X MOTOR, SMALL	1.00	EA
018	50308	MOUNT, Z-AXIS, SMALL	1.00	EA
019	50658	PLATE, SIDE, RIGHT, SMALL	1.00	EA
020	50312	PLATE, SIDE, LEFT, SMALL	1.00	EA

PRESS
TO VIEW
ASSEMBLY
DRAWING

Page
Up

PRESS
 TO VIEW
 SPARE PARTS
 LIST

Page
 Down



NOTES:

1. INSTALL SERIAL TAG AT MACHINE ASSEMBLY.
2. CONNECT WIRING FOR DUMP VALVE, ITEM 13 TO J7-1 AND J7-2 ON ITEM 35 USING ITEMS 34 AND 36.

PART NO.
 50578

SEE SEPARATE PARTS LIST

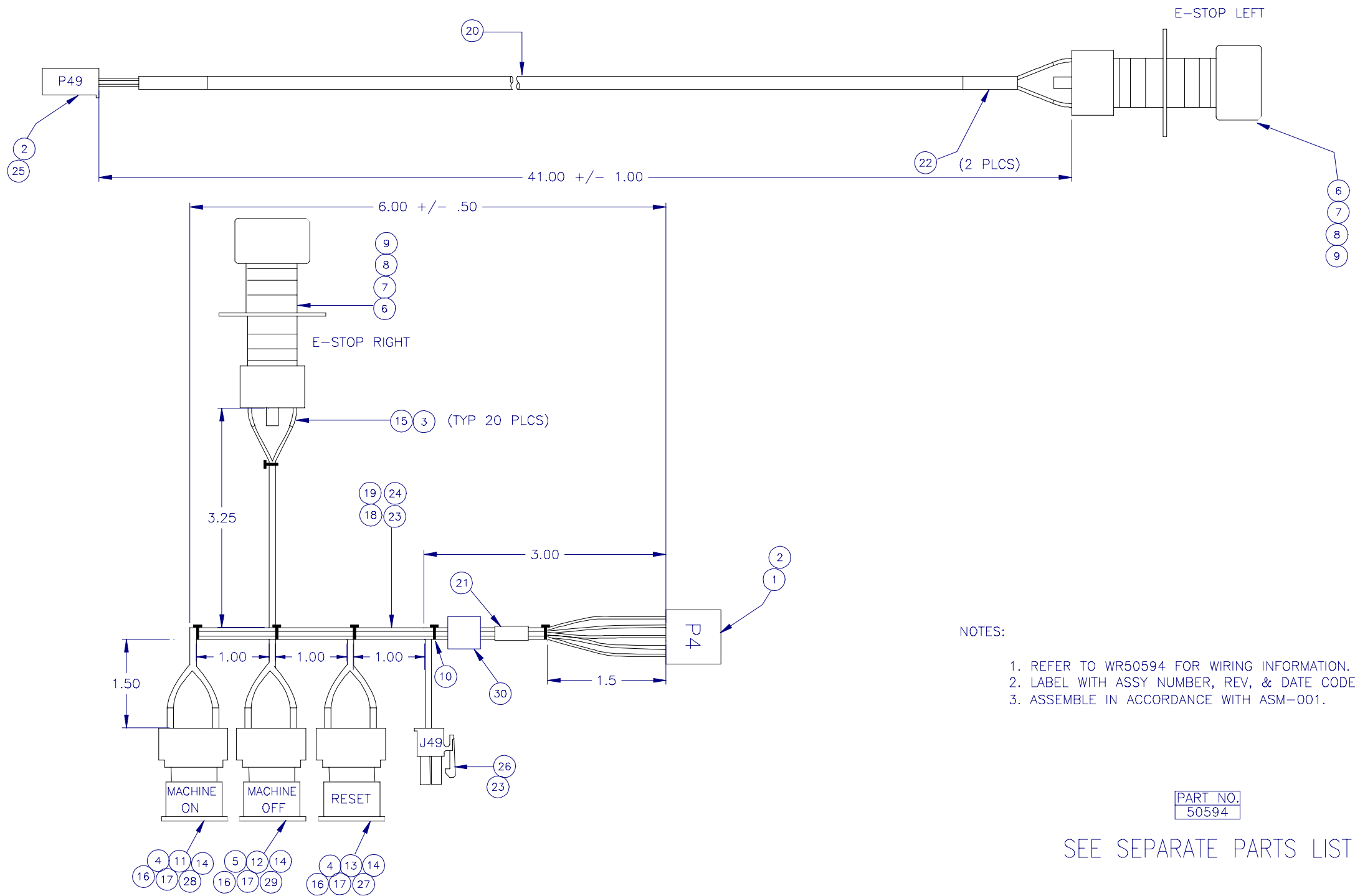
ADD WIRING DATE: 06/07/01		REL TO PRODUCTION DATE: 06/07/01		SHEET # 3 OF 3		ECON # 6845		MRB 07/23/01		UNLESS OTHERWISE SPECIFIED DIMENSIONS ARE IN INCHES 2 PLACE DEC. TOL. ±.015 3 PLACE DEC. TOL. ±.005 ANGLES ±1/2° MACHINED FINISH ±.000 / R.M.S. DO NOT SCALE DRAWING REMOVE BURRS AND SHARP EDGES		Speedline Technologies, Inc., CAMALOT Division 145 WARD HILL AVENUE, HAVERHILL, MA 01830 USA DRAWN BY: [] CHECKED BY: [] APPROVED BY: [] DATE: 12/26/00 SCALE: 1:2 PAGE: 1 OF 1 NUMBER: 50578D REV: B	
										TITLE: REAR ENTRANCE PANEL ASSY FOR: XYFLEX PRO			

PARENT: 50578 REAR ENTRANCE PANEL ASY Rev: B Drawing # 50578D

Item Number	Part Number	Part Description	Qty Per	UM
001	50603	MANIFOLD,PNEUMATIC,"B"	1.00	EA
003	15428	SWITCH,PRESSURE	1.00	EA
005	50935	FTG,BLKHD,5/16TX3/8NPT	5.00	EA
006	50936	FTG,6PORT,5/16TX1/4NPT	1.00	EA
007	1312	FTG,PLUG,1/4T,PB	3.00	EA
009	8491	FTG,HEXNIP,1/4N,BR	3.00	EA
010	42187	FILTER,REGULATOR,NO GAGE	1.00	EA
011	1193	FTG,B/H,1/4NPT,M/F,BR	5.00	EA
012	50937	FLOW CONTROL,5/32	6.00	EA
013	12661	VALVE,1/4NPT	1.00	EA
014	1194	MUFFLER,VITA,1/4NPT	1.00	EA
015	50556	PANEL,REAR ENTRANCE	1.00	EA
016	13729	GAGE,1.5IN,100PSI	1.00	EA
018	50938	MOUNT,FLOW CTRL,5/32	6.00	EA
019	50939	MUFFLER,ONE TOUCH	5.00	EA
020	11545	FTG,EL,3/8TX1/4NPT,PB	1.00	EA
021	15550	FTG,MADAP,5/32TX1/4NPT,	1.00	EA
021	50940	FTG,5/16TX1/4NPT	1.00	EA
022	11896	FTG,BSHG,1/4NPTX1/8NPT,	1.00	EA
023	34739	FTG,RED/PLG,5/16TX1/4T,	3.00	EA
028	11597	NUT,HEX,M3,SS	4.00	EA
029	15261	NUT,HEX,M4,SS	2.00	EA
030	17624	FTG,EL,5/32TXM3,PB	1.00	EA
031	50878	BRKT,MOUNTING FLOW CNTRL	2.00	EA
032	50879	ROD,MOUNTING,FLOW CNTRL	1.00	EA
033	10580	FTG,CROSS,1/4NPT,BR	1.00	EA
034	35772	CONTACT,F,CRIMP,18-24AWG	2.00	EA
035	43197	CABLE ASSY,REAR PNEU	1.00	EA
036	14422	HEAT-SHRINK,1/4"	0.00	FT

End of Report





NOTES:

1. REFER TO WR50594 FOR WIRING INFORMATION.
2. LABEL WITH ASSY NUMBER, REV, & DATE CODE
3. ASSEMBLE IN ACCORDANCE WITH ASM-001.

PART NO.
50594

SEE SEPARATE PARTS LIST

PRESS TO VIEW SPARE PARTS LIST

Page Down

CHANGES PER ECN: 6905 MRB 04/16/01		REL TO PRODUCTION SAME AS REV # 3 ECN# 6867 KJC - 2/27/01		UNLESS OTHERWISE SPECIFIED DIMENSIONS ARE IN INCHES		Speedline Technologies, Inc., CAMALOT Division 145 WARD HILL AVENUE, HAVERHILL, MA 01835 USA	
B	A	REVISIONS		DRAWN TRAGIOU		TITLE CABLE ASSY, P4, CONTROLS	
				CHECKED PARCELLA		FOR	
				APPROVED R. PRESCOTT		XYFLEX PRO	
				DATE 10/11/00		SCALE N.T.S.	PAGE 1 OF 1
				DO NOT SCALE DRAWING REMOVE BURRS AND SHARP EDGES		NUMBER 50594C	REV B

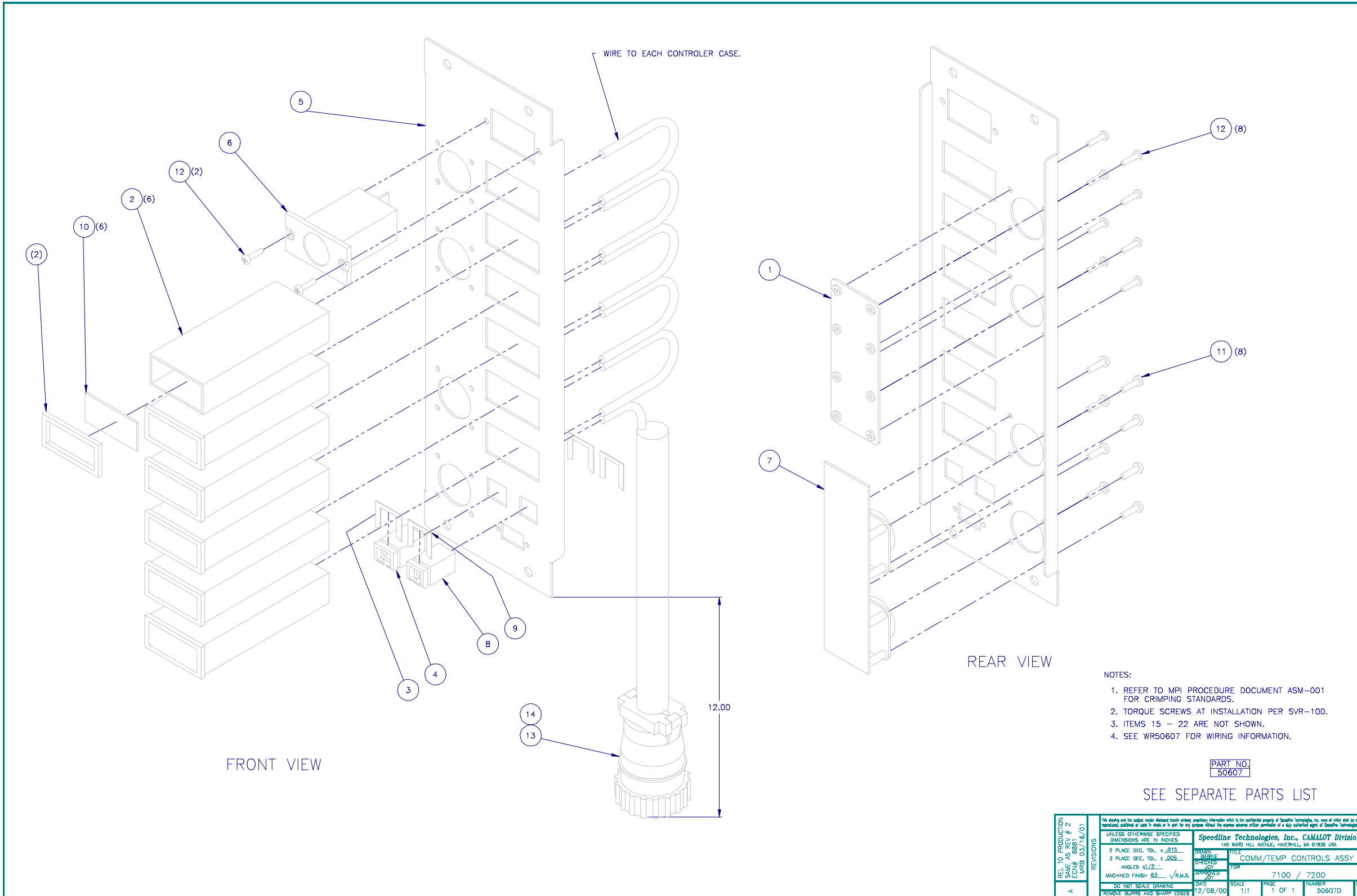
PARENT: 50594
CABLE ASY,P4,CONTROLS

Rev: B
Drawing # 50594C

Item Number	Part Number	Part Description	Qty Per	UM
001	36952	PLUG,16P,DUAL ROW	1.00	EA
002	35808	PIN,BRASS,18-24 AWG	17.00	EA
003	1252	TERMINAL,110V,STA-KON	20.00	EA
004	26580	CONTACT BLOCK,2PST,N/O	2.00	EA
005	35788	CONTACT BLOCK,2PST,NO/NC	1.00	EA
006	26209	ACTUATOR,EMERGENCY STOP	2.00	EA
007	35796	CONTACT BLCK,E-STOP,2PST	2.00	EA
008	26594	WASHER,ANTI-ROTATN,16MM	2.00	EA
009	26210	PLATE,MARKNG,E-STOP,43MM	2.00	EA
010	1311	TYWRAP,CABLE,4",WHITE	6.00	EA
011	35793	LENS,18X24MM,GREEN,OVER-	1.00	EA
012	35795	LENS,18X24MM,WHITE,OVER-	1.00	EA
013	35794	LENS,18X24MM,BLUE,OVER-	1.00	EA
014	26208	BULB,24 VOLT	3.00	EA
015	14420	HEAT-SHRINK,1/8"	2.00	FT
016	35797	ADAPTER,MTG,RECESSED,	3.00	EA
017	35798	ACTUATOR,PB,LIGHTED,SQ	3.00	EA
018	16315	WIRE,18AWG,RED,PTFE	10.00	FT
019	16316	WIRE,18AWG,WH/R,PTFE	1.50	FT
020	10348	CABLE,22AWG,4C,US,BLK,	0.00	FT
021	26139	LABEL,1.00 X 1.25	1.00	EA
022	14421	HEAT-SHRINK,3/16"	1.25	IN
023	35772	CONTACT,F,CRIMP,18-24AWG	4.00	EA
024	16314	WIRE,18AWG,WH/BLUE,PTFE	2.00	FT
025	36949	PLUG,4P,DUAL ROW	1.00	EA
026	35770	RECEPTACLE,4P,94V-0,DUAL	1.00	EA
027	31080	LABEL,"RESET",PB,12X12MM	1.00	EA
028	31081	LABEL,"ON",PB,12X12MM	1.00	EA
029	31082	LABEL,"OFF",PB,12X12MM	1.00	EA
030	26070	SUPPRESSOR,CORE,RND,W/CS	1.00	EA
999	WR50594	WIRE RUN LIST	0.00	EA

PRESS
TO VIEW
ASSEMBLY
DRAWING

Page
Up



PRESS TO VIEW SPARE PARTS LIST

Page Down

PARENT: 50607
COM/TEMP CONTROLS ASY

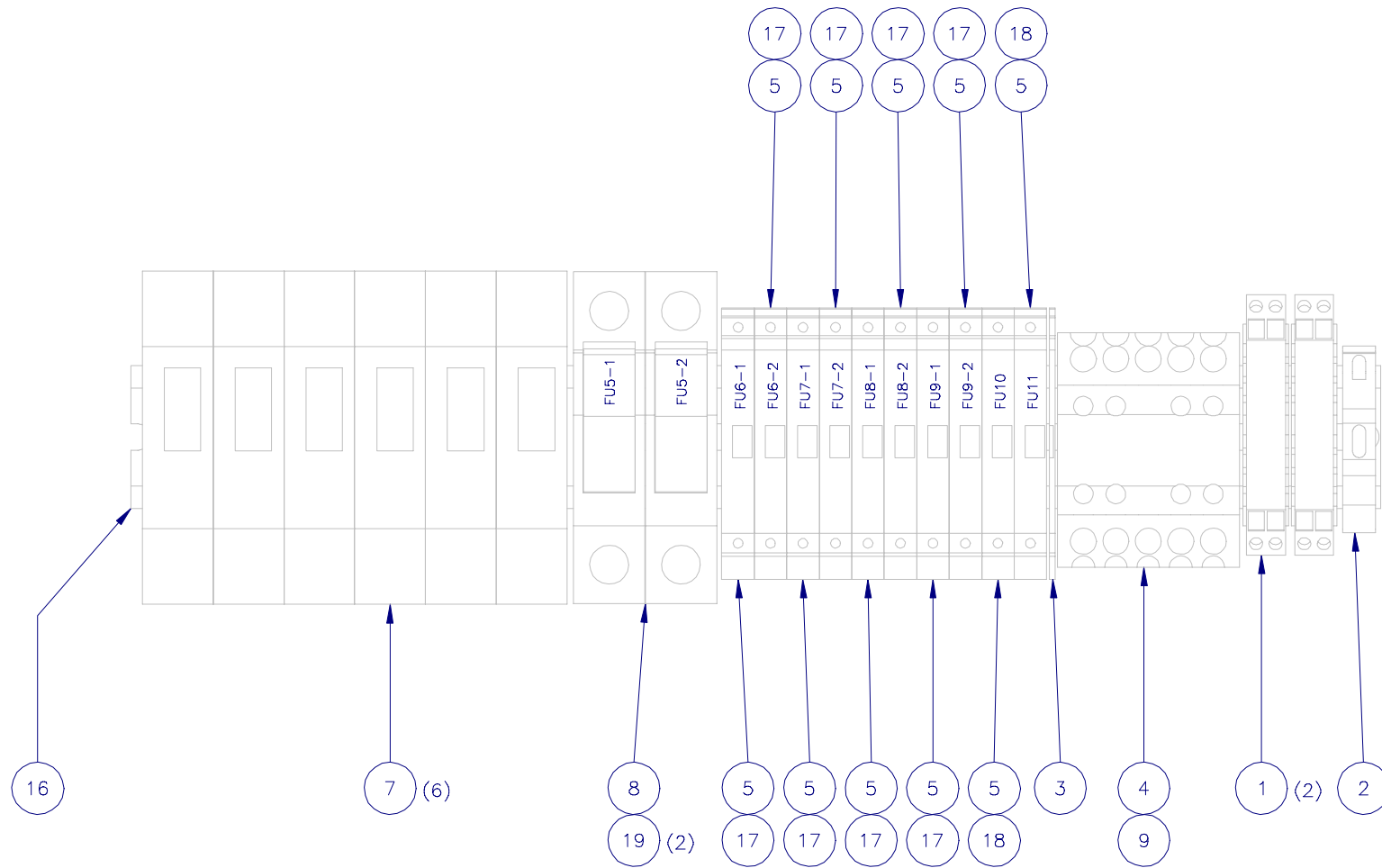
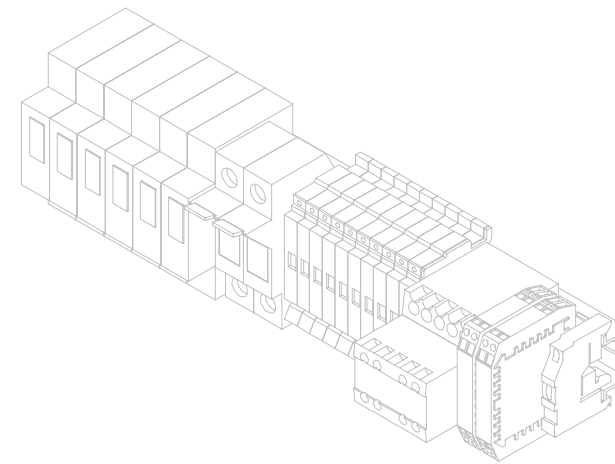
Rev: A
Drawing # 50607C

Item Number	Part Number	Part Description	Qty Per	UM
001	50925	COVER,SMEMA MOUNTING	1.00	EA
002	50959	CASE,CAL TEMP CONTROL	6.00	EA
003	14050	RETAINER,RJ45,FOR.8C	2.00	EA
004	14049	COUPLER,RJ45,PNL MT,8X8	1.00	EA
005	50311	PANEL,COMM,TEMP CONTROLR	1.00	EA
006	14936	METER,DC,HOUR	1.00	EA
007	50518	PCB ASY,SMEMA,SMALL	1.00	EA
008	36145	COUPLER,RJ11 PNL MNT	1.00	EA
009	36146	RETAINER,RJ11 COUPLER	2.00	EA
010	50923	PLATE,BLANK,TEMP CTRLS	6.00	EA
011	8111	SCREW,PPHM,6-32X.50,SS	8.00	EA
012	22768	SCREW,PPHM,M3X10MM,SS	10.00	EA
013	26935	PLUG,REVERSE CONN,37 PIN	1.00	EA
014	34544	CLAMP,CABLE,1.125,SHELL	1.00	EA
015	14934	PIN,24-20	15.00	EA
016	18424	PIN,CONNECTOR,16-18GA	14.00	EA
017	36198	CABLE,2C/24AWG,SHD	0.00	FT
018	8796	CABLE,22AWG/2C	0.00	IN
019	16315	WIRE,18AWG,RED,PTFE	0.00	FT
020	16316	WIRE,18AWG,WH/R,PTFE	0.00	FT
021	16314	WIRE,18AWG,WH/BLUE,PTFE	0.00	FT
022	16305	WIRE,14AWG,LT BLUE,PTFE	0.00	FT
999	WR50607	WIRE RUN LIST	0.00	EA

PRESS
TO VIEW
ASSEMBLY
DRAWING

Page
Up

PRESS
 TO VIEW
 SPARE PARTS
 LIST



NOTES:

1. REFER TO MPI PROCEDURE DOCUMENT ASM-001 FOR CRIMPING STANDARDS.
2. TORQUE SCREWS AT INSTALLATION PER SVR-100.
3. ITEMS 10 - 15 + 27 ARE NOT SHOWN.
4. SEE WR50608 FOR WIRING INFORMATION.

PART NO.
 50608

SEE SEPARATE PARTS LIST

CONTACT BLOCK CHANGE ECN: 7141 MRB/JOY 09/04/01		BOM CHANGES ECN: 7093 MRB 07/11/01		ADD HOOD FANS WIRING + ITEM 27 ECN: 6948 DJT 05/04/01		REL TO PRODUCTION SAME AS REV # 2 ECN# 6881 MRB 03/16/01		REVISIONS		UNLESS OTHERWISE SPECIFIED DIMENSIONS ARE IN INCHES		Speedline Technologies, Inc., CAMALOT Division 145 WARD HILL AVENUE, HAVERHILL, MA 01835 USA	
D		C		B		A				2 PLACE DEC. TOL. ± .015		DRAWN BABINE	
										3 PLACE DEC. TOL. ± .005		TITLE HEAT POWER DIN-RAIL ASSY	
										ANGLES ±1/2 °		CHECKED JOY	
										MACHINED FINISH 63 √R.M.S.		FOR 7100 / 7200	
										DO NOT SCALE DRAWING		APPROVED JOY	
										DATE 12/08/00		SCALE 1:1	
										PAGE 1 OF 1		NUMBER 50608C	
										REMOVE BURRS AND SHARP EDGES		REV D	

PARENT: 50608 Rev: D
DIN-RAIL ASY,HEAT POWER Drawing # 50608C

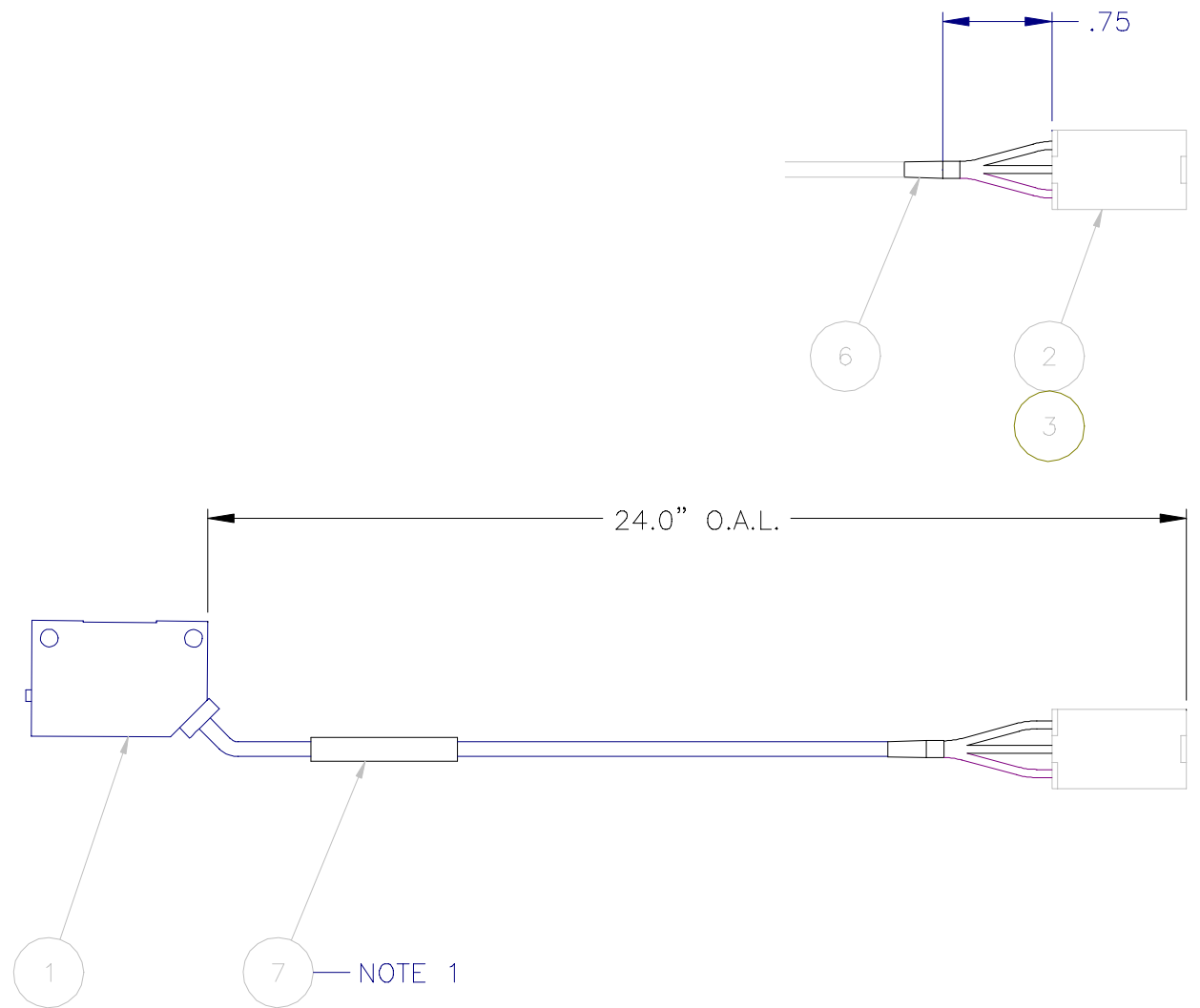
Item Number	Part Number	Part Description	Qty Per	UM
001	11058	RELAY,10A,24V,SPDT	2.00	EA
002	11065	STOP,END	1.00	EA
003	12059	PLATE,END,FEM,6S	1.00	EA
004	43204	CONTACTOR,24VAC,50/60Hz	1.00	EA
005	12667	HOLDER,FUSE,M4/8SFT	10.00	EA
006	13941	SCREW,SHC,M3X8MM,SS	2.00	EA
007	17541	RELAY,5A,12-280VAC,SS	6.00	EA
008	23752	HOLDER,FUSE,2P,10X38	1.00	EA
009	43565	CONTACT,AUX.2NO/2NC	1.00	EA
010	24082	RECEPTCLE,10P,16A,600VAC	1.00	EA
011	24084	BASE,PANEL MOUNT	1.00	EA
012	26068	SHAFT,ROD,2P,TGA8	4.00	EA
013	26069	RING ASSEMBLY	4.00	EA
014	26934	RECEPTACLE,SQUARE,37PIN	1.00	EA
015	35704	PIN,CODING	2.00	EA
016	50880	DIN RAIL,13"	1.00	EA
017	17898	FUSE,2A,5X20MM,SB,GLASS	8.00	EA
018	18005	FUSE,1.25A,5X20MM,SB,	2.00	EA
019	28380	FUSE,12A,AM,10X38	2.00	EA
020	16302	WIRE,14AWG,BLK,PTFE	0.00	FT
021	16307	WIRE,14AWG,RED,PTFE	0.00	FT
022	16313	WIRE,18AWG,LT.BLUE,PTFE	0.00	FT
023	16314	WIRE,18AWG,WH/BLUE,PTFE	0.00	FT
024	16315	WIRE,18AWG,RED,PTFE	0.00	FT
025	16316	WIRE,18AWG,WH/R,PTFE	0.00	FT
026	16312	WIRE,18AWG,GRN/YEL,PTFE	0.00	FT
027	18425	SOCKET,16-18GA	30.00	EA
999	WR50608	WIRE RUN LIST	0.00	EA

End of Report



PRESS TO VIEW SPARE PARTS LIST

Page Down



1 = BROWN
 2 = BLACK
 3 = BLUE
 NOTE: FLOAT PINK WIRE

PART NO.
 50663

SEE SEPARATE PARTS LIST

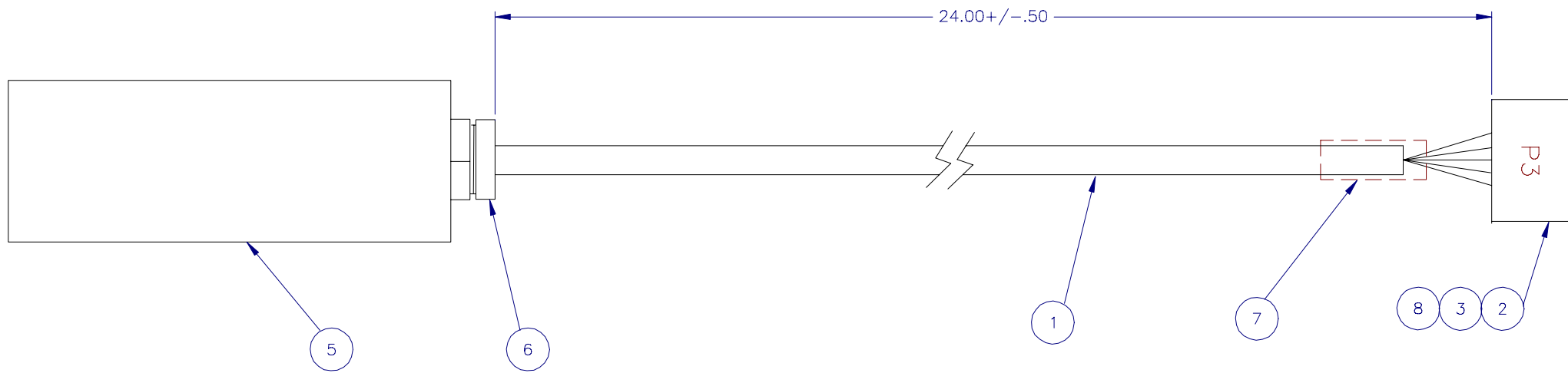
NOTES:

1. LABEL CABLE WITH PART NUMBER, REV AND DATE.
2. ASSEMBLE CABLE IN ACCORDANCE WITH ASM-001.

PROD REL, SAME AS REV 3 ECN 7103 SAR 07/16/01	REVISIONS	This drawing and the subject matter disclosed herein embody proprietary information which is the confidential property of Speedline Technologies, Inc. none of which shall be copied, reproduced, published or used in whole or in part for any purpose without the express advance written permission of a duly authorized agent of Speedline Technologies, Inc.				
		UNLESS OTHERWISE SPECIFIED DIMENSIONS ARE IN INCHES		Speedline Technologies, Inc., CAMALOT Division 145 WARD HILL AVENUE, HAVERHILL, MA 01835 USA		
		2 PLACE DEC. TOL. ± _____ 3 PLACE DEC. TOL. ± _____ ANGLES ±1/2 ° MACHINED FINISH <u>63</u> √R.M.S.	DRAWN PFC CHECKED SAR APPROVED SAR	TITLE CONVEYOR SENSOR ASY FOR 7100/7200		
		DO NOT SCALE DRAWING REMOVE BURRS AND SHARP EDGES	DATE 09/21/00	SCALE 1:1	PAGE 1 OF 1	NUMBER 50663B

PRESS TO VIEW SPARE PARTS LIST

Page Down



- NOTES:
1. ASSEMBLE CABLE IN ACCORDANCE WITH ASM-001.
 2. LABEL CABLE WITH PART NUMBER, REV. & DATE CODE.
 3. WIRE PER WR50748.

PART NO.
 50748

SEE SEPARATE PARTS LIST

REL TO PRODUCTION SAME AS REV # 2 ECN# 6867 HNC 02/13/01	UNLESS OTHERWISE SPECIFIED DIMENSIONS ARE IN INCHES		Speedline Technologies, Inc., CAMALOT Division 145 WARD HILL AVENUE, HAVERHILL, MA 01835 USA			
	2 PLACE DEC. TOL. ± .015 3 PLACE DEC. TOL. ± .005 ANGLES ±1/2 ° MACHINED FINISH .63 √R.M.S.	DRAWN TRAGIOU	TITLE CABLE ASSY DOOR INTERLOCK			
	DO NOT SCALE DRAWING REMOVE BURRS AND SHARP EDGES	CHECKED G.PARCELLA	FOR 7100/7200			
	DATE 10/11/00	SCALE N.T.S.	PAGE 1 OF 1	NUMBER 50748C	REV A	

c_cbmpsrp.p MPM-N
Page: 1

13.8.4 Short Assembly Parts List
** US PRODUCTION **

Date: 09/25/01
Time: 10:39:54

PARENT: 50748
CABLE ASY,SAFETY INTER

Rev: A
Drawing # 50748C

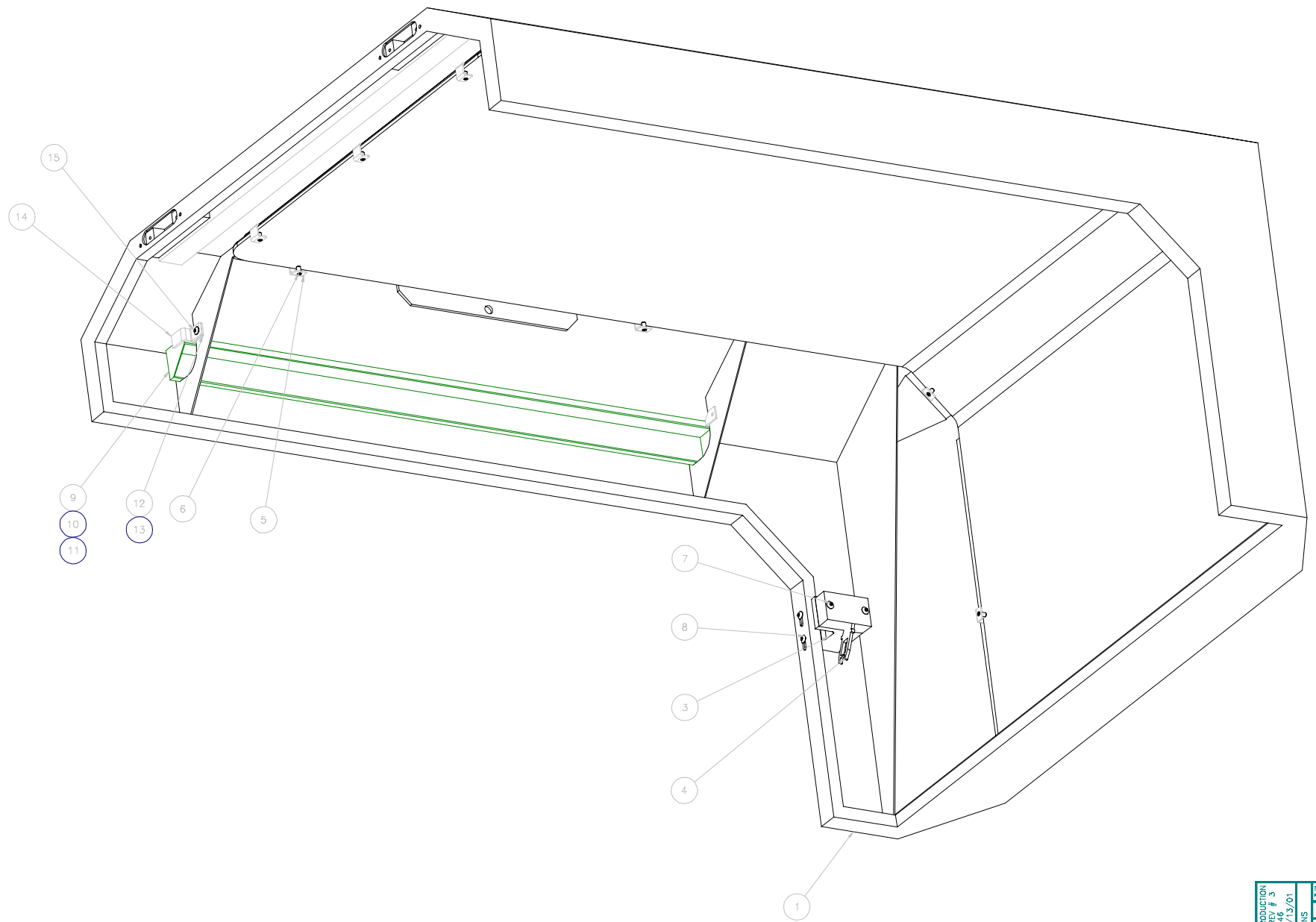
Item Number	Part Number	Part Description	Qty Per	UM
001	18768	CABLE,22AWG,7C,SHIELDED	4.00	FT
002	36951	PLUG,10P,DUAL ROW	1.00	EA
003	35810	PIN,BRASS,22-28 AWG	9.00	EA
004	26139	LABEL,1.00 X 1.25	6.00	EA
005	24866	SWITCH,DOOR INTERLCK,TP3	2.00	EA
006	40161	FTG,CABLE GLAND,PLASTIC	2.00	EA
007	14423	HEAT-SHRINK,3/8"	0.50	FT
008	16313	WIRE,18AWG,LT.BLUE,PTFE	0.25	FT
999	WR50748	WIRE RUN LIST	0.00	EA

End of Report



PRESS
 TO VIEW
 SPARE PARTS
 LIST

Page
 Down



PART NO.
 50761

SEE SEPARATE PARTS LIST

REL TO PRODUCTION REV # 5 EOM# 6816 HNC 02/13/01		UNLESS OTHERWISE SPECIFIED DIMENSIONS ARE IN INCHES		Speedline Technologies, Inc., CAMALOT Division 145 WARD HILL AVENUE, INVERHILL, MA 01800 USA	
REVISIONS		2 PLACE DEC. TOL. $\pm .015$	DRAWN JEFFREY J. LA	TITLE HOOD ASY, FRONT, SMALL	
A		3 PLACE DEC. TOL. $\pm .005$	CHECKED JEFFREY J. LA	FOR 7100	
DO NOT SCALE DRAWING REMOVE BURRS AND SHARP EDGES		ANGLE 45/2	APPRSED G. SCOTT	DATE 10/13/00	SCALE PAGE NUMBER REV 1:2 1 OF 1 50761d A

c_cbmpsrp.p MPM-N
Page: 1

13.8.4 Short Assembly Parts List
** US PRODUCTION **

Date: 03/21/01
Time: 17:08:20

PARENT: 50761
HOOD ASY, FRONT, SMALL

Rev: A
Drawing # 50761D

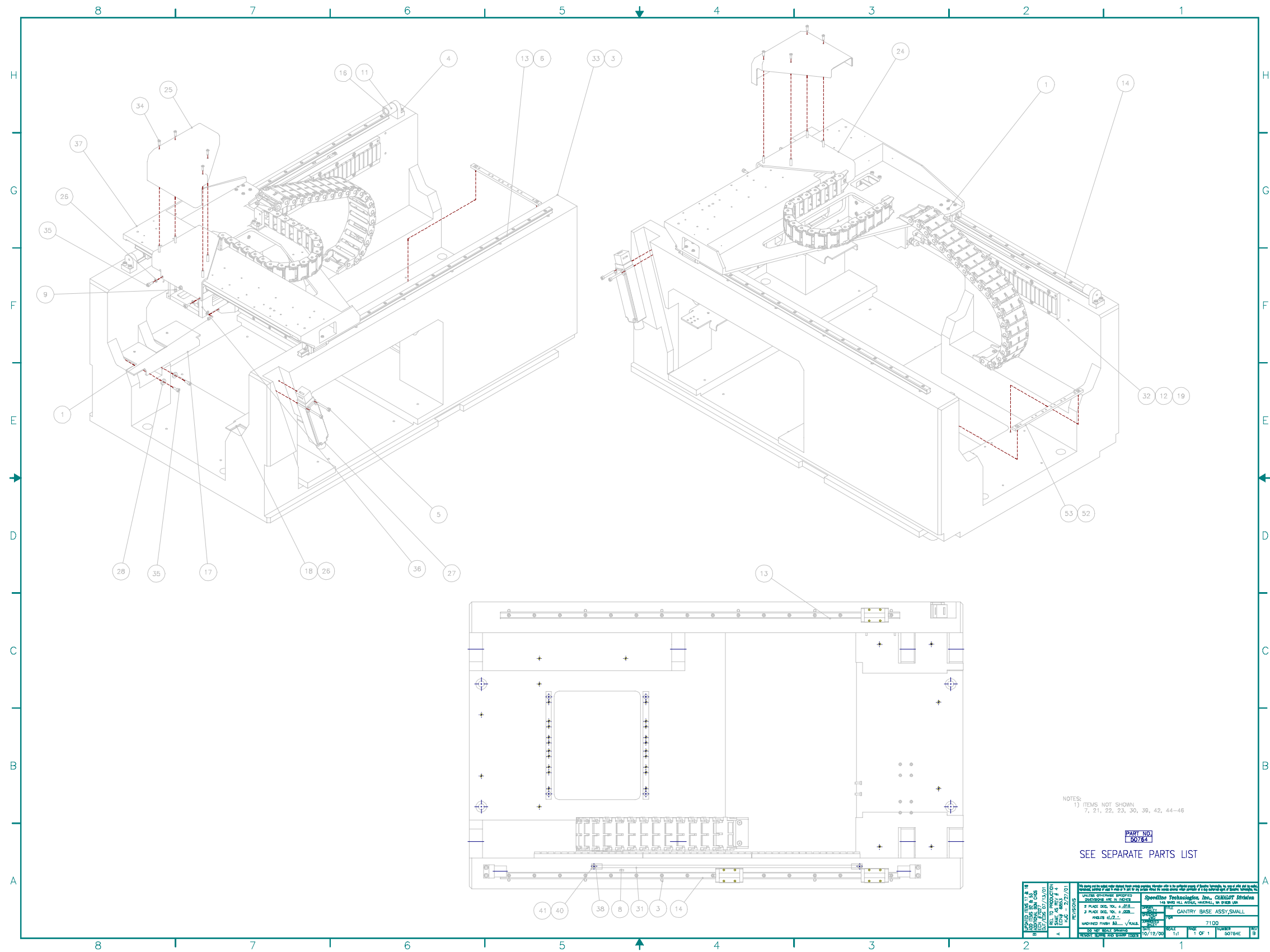
Item Number	Part Number	Part Description	Qty Per	UM
001	50342	PANEL, FRONT HOOD	0.00	EA
002	50677	COVER, FRONT HOOD, LEXAN,	0.00	EA
003	50646	BLOCK, ACTUATOR MOUNTING	1.00	EA
004	34347	ACTUATOR, HINGED	1.00	EA
005	50637	CLIP, GLASS	0.00	EA
006	15660	SCREW, SHN, M4X8MM, SS	0.00	EA
007	20529	SCREW, SBHC, M4X25MM, SS	2.00	EA
008	38247	SCREW, SBHC, M4X12MM, SS	2.00	EA
009	50595	LAMP, TRK LGHT, 24V, 11 BLB	2.00	EA
010	50596	HOUSING, LIGHT, ANGULAR	2.00	EA
011	50597	COVER, LIGHT, GRID	2.00	EA
012	50774	CLIP, LIGHT MOUNTING	4.00	EA
013	13723	SCREW, SHS, M4X4MM, SS	4.00	EA
014	50902	RETAINER, LAMP	2.00	EA
015	22528	SCREW, PPHM, M4X4MM, SS	2.00	EA

PRESS
TO VIEW
ASSEMBLY
DRAWING

Page
Up

PRESS
 TO VIEW
 SPARE PARTS
 LIST

Page
 Down



NOTES:
 1) ITEMS NOT SHOWN
 7, 21, 22, 23, 30, 36, 42, 44-46

PART NO.
50764B
 SEE SEPARATE PARTS LIST

REVISED DRAWING BY: [Redacted]	DATE: 10/12/00	SCALE: 1:1	SHEET: 1 OF 1	FIGURE: 7100	PROJECT: GANTRY BASE ASSY, SMALL	DATE: 10/12/00	SCALE: 1:1	SHEET: 1 OF 1	FIGURE: 7100	PROJECT: GANTRY BASE ASSY, SMALL
REVISED DRAWING BY: [Redacted]	DATE: 10/12/00	SCALE: 1:1	SHEET: 1 OF 1	FIGURE: 7100	PROJECT: GANTRY BASE ASSY, SMALL	DATE: 10/12/00	SCALE: 1:1	SHEET: 1 OF 1	FIGURE: 7100	PROJECT: GANTRY BASE ASSY, SMALL

PARENT: 50764
GANTRY BASE ASY, SMALL
Rev: B
Drawing # 50764E

Item Number	Part Number	Part Description	Qty Per	UM
001	7401	SCREW, SHC, M4X12MM, SS	16.00	EA
003	8467	DOWEL, 1/4X1/2, SS	12.00	EA
004	9103	SCREW, SHC, M6X25MM, SS	4.00	EA
005	12939	SCREW, SHC, M5X40MM, SS	2.00	EA
006	13973	SCREW, SHC, M4X16MM, SS	32.00	EA
007	21533	HOSE FLAT 4MM/8COND	0.00	FT
008	35043	ACTUATR, ENCODR LIMIT SW	1.00	EA
009	7403	SCREW, SHC, M4X20MM, SS	8.00	EA
010	13765	SCREW, SHC, M5X10MM, SS	4.00	EA
011	35475	BUTTON, JIG REST	2.00	EA
012	38134	SCREW, SHC, M6X16MM, SS	24.00	EA
013	50082	RAIL, SHS940MM, ONECARRIER	1.00	EA
014	50083	RAIL, SHS940MM, 2 CARRIER	1.00	EA
015	50084	MOUNT, STOP, Y-AXIS	2.00	EA
016	50085	STOP, CUSHION, X-Y AXIS	2.00	EA
017	50736	BRKT, DASHBOARD, LEFT	1.00	EA
018	50737	BRKT, DASHBOARD, RIGHT	1.00	EA
019	50625	DOWEL, 5MMX10MM, SS	6.00	EA
021	50679	CABLE KIT 2, SM GANTRY	1.00	EA
023	42497	MODULE, INTERCON ASY, J24	1.00	EA
024	50454	BRKT, MOUNT, X-AXS, E-CHAIN	1.00	EA
025	50455	COVER, MOUNT BRACKET	1.00	EA
026	13543	WASHER, FLAT, M5, SS	7.00	EA
027	50748	CABLE ASY, SAFETY INTER	0.00	EA
030	50639	CLASP, MAGNETIC, FRT DOOR	1.00	EA
031	50634	SCALE, 20 UM, 611 OAL	1.00	EA
032	50636	MAGNET, Y-AXIS, 256MM	3.00	EA
033	50516	BASE, COMPOSITE, SMALL	1.00	EA
034	10873	SCREW, SBHC, M4X14MM, SS	4.00	EA
035	10872	SCREW, SHC, M5X14MM, SS	6.00	EA
036	50570	X CARRIAGE ASY, SMALL	1.00	EA
037	50569	Y CARRIAGE ASY, SMALL	1.00	EA
038	12554	SCREW, SBHC, M4X10MM, SS	2.00	EA
039	50752	PANEL, INTERFACE, BLANKING	1.00	EA
040	50996	CLAMP, SCALE	2.00	EA
041	15775	WASHER, FLAT, M4, SS	2.00	EA
042	42305	PLUG, 1.75, NYLON LOCKING	1.00	EA
044	42638	FIXTURE, LIFT, XYFLEXPRO	0.00	EA
045	42741	BAR, TRAMMING SMALL	0.00	EA
046	9272	WASHER, FLAT, 13/32ID	6.00	EA
047	36313	SCREW, SHC, M10X50MM, SS	6.00	EA
048	51224	ENCODER, TESTER	0.00	EA
049	10920	SCREW, SBHC, M5X12MM, SS	4.00	EA
050	12940	SCREW, SHC, M3X14MM, SS	4.00	EA
051	38551	CAMERA, CCD, REVERSED	0.00	EA
052	11026	SCREW, SFHC, M5X12MM, SS	4.00	EA
053	51025	BRKT, INTERFACE PNL, SMALL	2.00	EA

PRESS
TO VIEW
ASSEMBLY
DRAWINGPage
Up

Part Number -

c_cbmrsrp.p MPM-N
Page: 2

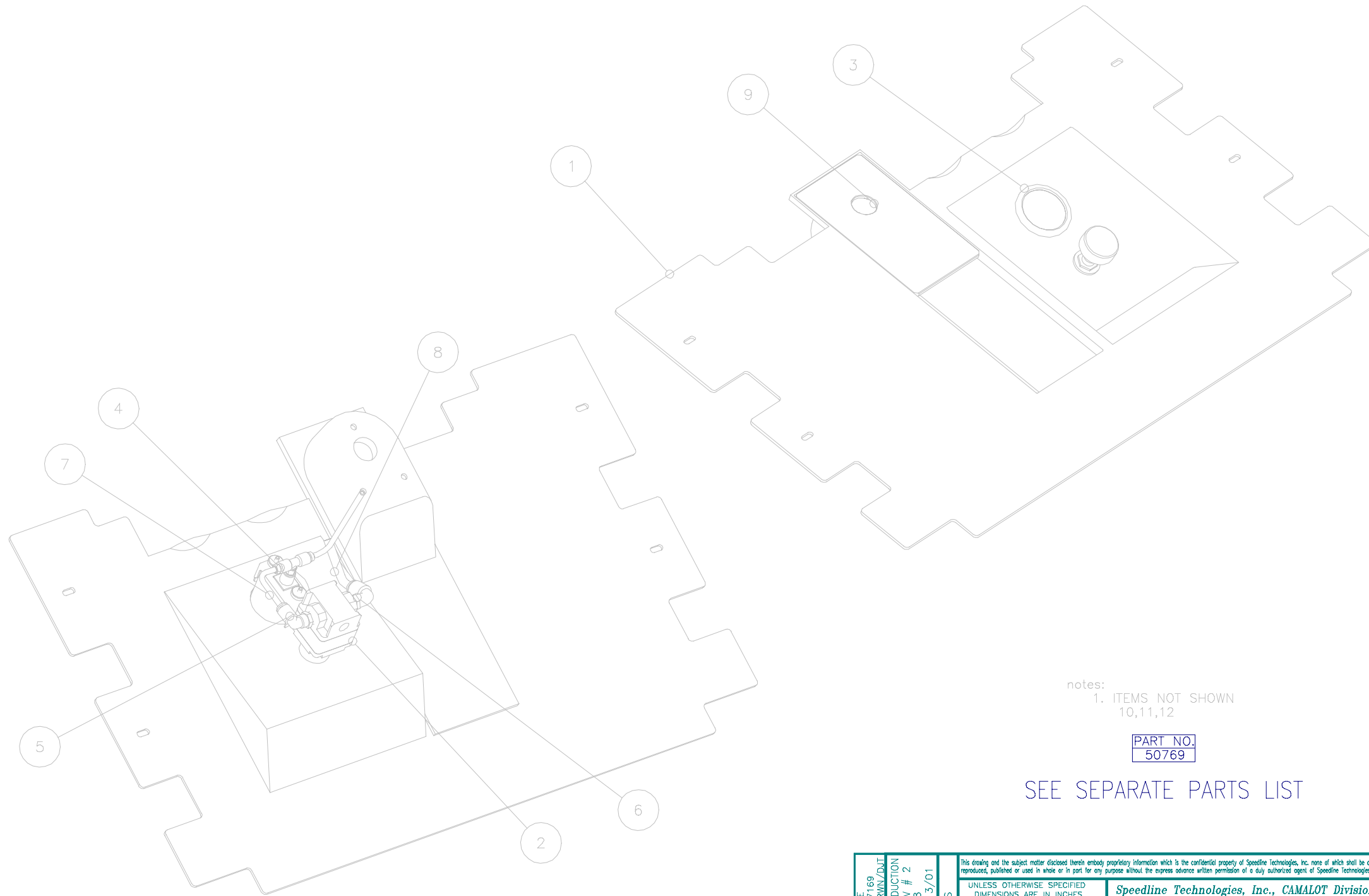
13.8.4 Short Assembly Parts List
** US PRODUCTION **

Date: 09/25/01
Time: 10:39:59

PARENT: 50764
GANTRY BASE ASY, SMALL
Rev: B
Drawing # 50764E

Item Number	Part Number	Part Description	Qty Per	UM
054	50264	BRKT,MTG,OP STA	0.00	EA
055	50221	BRKT,MOUNTING,SWITCH	0.00	EA
056	50271	BRKT,MONITOR MOUNTING	0.00	EA
057	33361	SCREW,SHC,M8X16MM	14.00	EA
058	11718	WASHER,FLAT,M8,SS	14.00	EA
059	12098	SCREW,SFHC,M6X14MM,BO	4.00	EA
060	13942	SCREW,SHC,M4X18MM,SS	6.00	EA
061	50987	GUSSET, BRACKET	0.00	EA
062	50632	PLATE,FACE,MONITOR MOUNT	0.00	EA
063	10659	SCREW,SHC,M5X20MM,SS	4.00	EA
064	13809	SCREW,PTHM,M5X8MM,SS	2.00	EA
065	13810	SCREW,PTHM,M5X14MM,SS	2.00	EA
066	42305	PLUG,1.75,NYLON LOCKING	1.00	EA
888	50950	OMS ASY,SM GANTRY BASE	0.00	EA

End of Report



notes:
 1. ITEMS NOT SHOWN
 10,11,12

PART NO.
 50769

SEE SEPARATE PARTS LIST

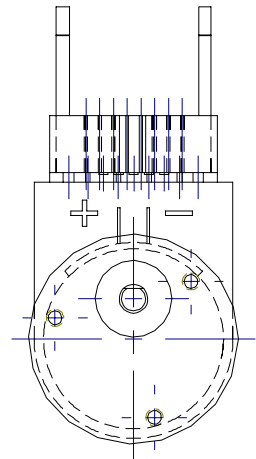
FROM CHANGE PER ECN #7169 09/14/01 RWN/DJT		REL TO PRODUCTION SAME AS REV # 2 ECN# 6638 HNC 02/13/01		REVISIONS		UNLESS OTHERWISE SPECIFIED DIMENSIONS ARE IN INCHES		Speedline Technologies, Inc., CAMALOT Division 145 WARD HILL AVENUE, HAVERHILL, MA 01835 USA	
2 PLACE DEC. TOL. ± .015		3 PLACE DEC. TOL. ± .005		ANGLES ±1/2 °		MACHINED FINISH 63 √R.M.S.		DRAWN DALEY CHECKED JWD APPROVED DALEY	
DO NOT SCALE DRAWING		REMOVE BURRS AND SHARP EDGES		DATE 10/20/00		SCALE 1:1		TITLE DRAFT SHIELD ASSY, SMALL FOR 7100	
B		A		10/20/00		1 OF 1		NUMBER 50769C REV B	

PRESS TO VIEW SPARE PARTS LIST

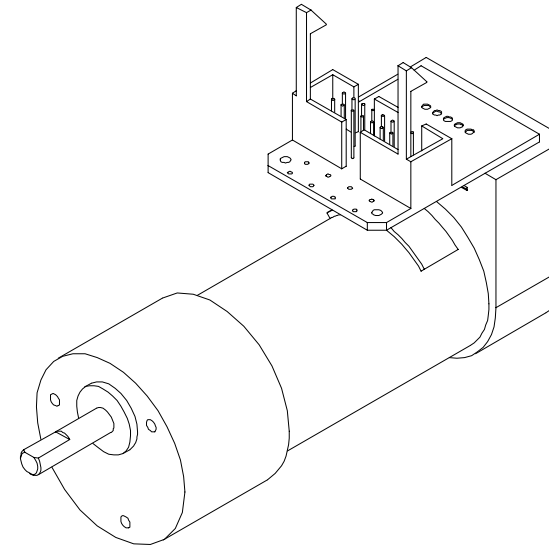
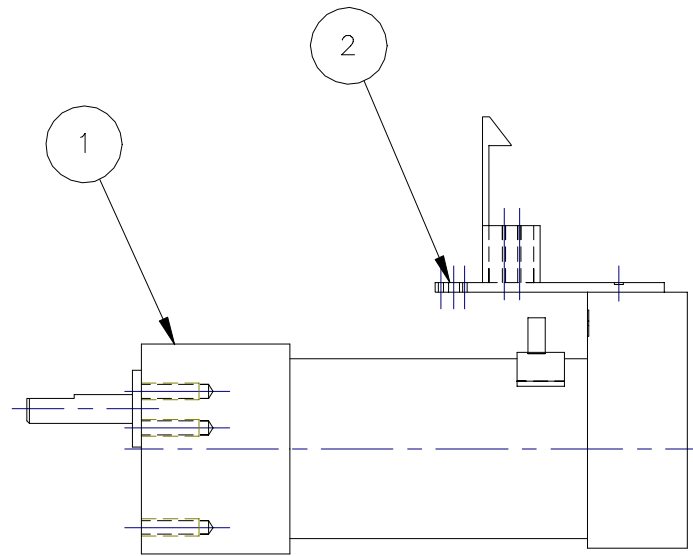
Page Down

PRESS TO VIEW SPARE PARTS LIST

Page Down



WIRING INFORMATION



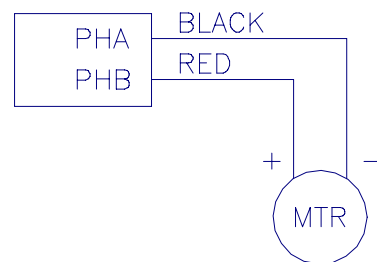
NOTES:

1. ITEMS 3, 4 AND 5 ARE NOT SHOWN.
2. SOLDER ATTACH ITEM 1 TO ENCODER USING HOLES DESIGNATED AS CONNECTOR J2.
3. SOLDER ATTACH ITEMS 3 AND 4 TO THE ON BOARD DESIGNATIONS AND THE MOTOR TERMINALS. INSULATE ITEMS 3 AND 4 AT THE MOTOR TERMINALS USING ITEM 5 HEAT SHRINK.

PART NO.
50824

SEE SEPARATE PARTS LIST

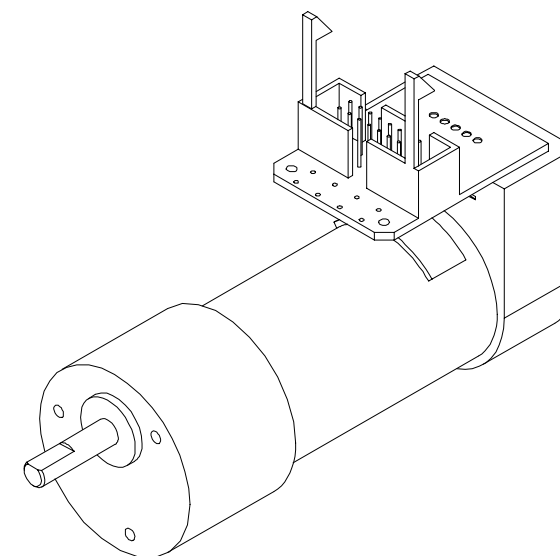
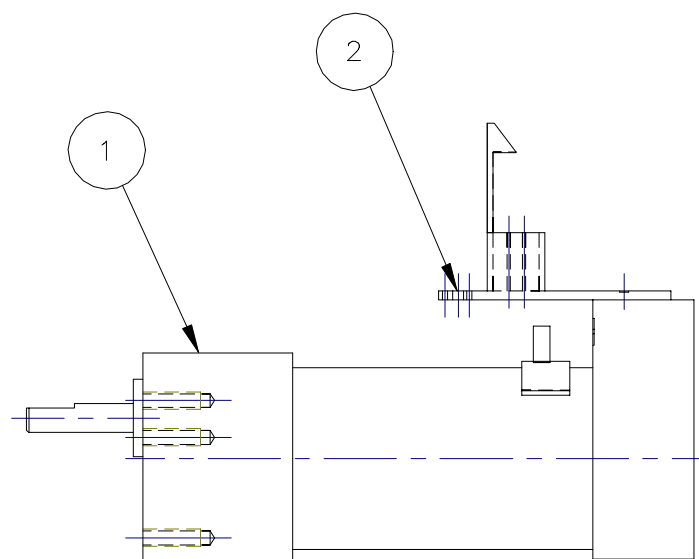
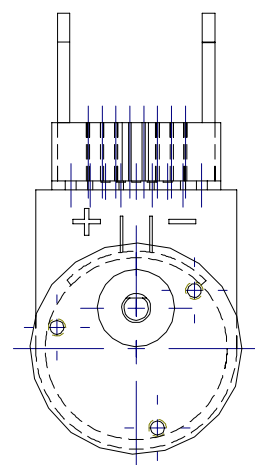
ENCODER BOARD



PROD REL, SAME AS REV 2 ECN 7103 SAR 07/16/01	UNLESS OTHERWISE SPECIFIED DIMENSIONS ARE IN INCHES		This drawing and the subject matter disclosed therein embody proprietary information which is the confidential property of Speedline Technologies, Inc. none of which shall be copied, reproduced, published or used in whole or in part for any purpose without the express advance written permission of a duly authorized agent of Speedline Technologies, Inc.			
	2 PLACE DEC. TOL. ± _____ 3 PLACE DEC. TOL. ± _____ ANGLES ±1/2 ° MACHINED FINISH 63 √R.M.S.		DRAWN PFC CHECKED SAR APPROVED SAR		TITLE MOTOR, CONVEY DRIVE ASY FOR 7100/7200	
	DO NOT SCALE DRAWING REMOVE BURRS AND SHARP EDGES		DATE 11/01/00	SCALE 1:1	PAGE 1 OF 1	NUMBER 50824b
	REVISIONS		Speedline Technologies, Inc., CAMALOT Division 145 WARD HILL AVENUE, HAVERHILL, MA 01835 USA		REV A	REV A

PRESS
 TO VIEW
 SPARE PARTS
 LIST

Page
 Down



NOTES:

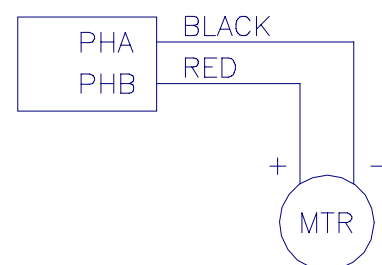
1. ITEMS 3, 4 AND 5 ARE NOT SHOWN.
2. SOLDER ATTACH ITEM 1 TO ENCODER USING HOLES DESIGNATED AS CONNECTOR J2.
3. SOLDER ATTACH ITEMS 3 AND 4 TO THE ON BOARD DESIGNATIONS AND THE MOTOR TERMINALS. INSULATE ITEMS 3 AND 4 AT THE MOTOR TERMINALS USING ITEM 5 HEAT SHRINK.

PART NO.
 50825

SEE SEPARATE PARTS LIST

WIRING INFORMATION

ENCODER BOARD

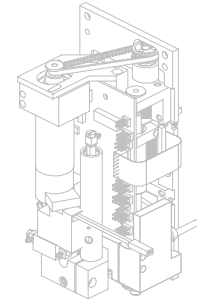
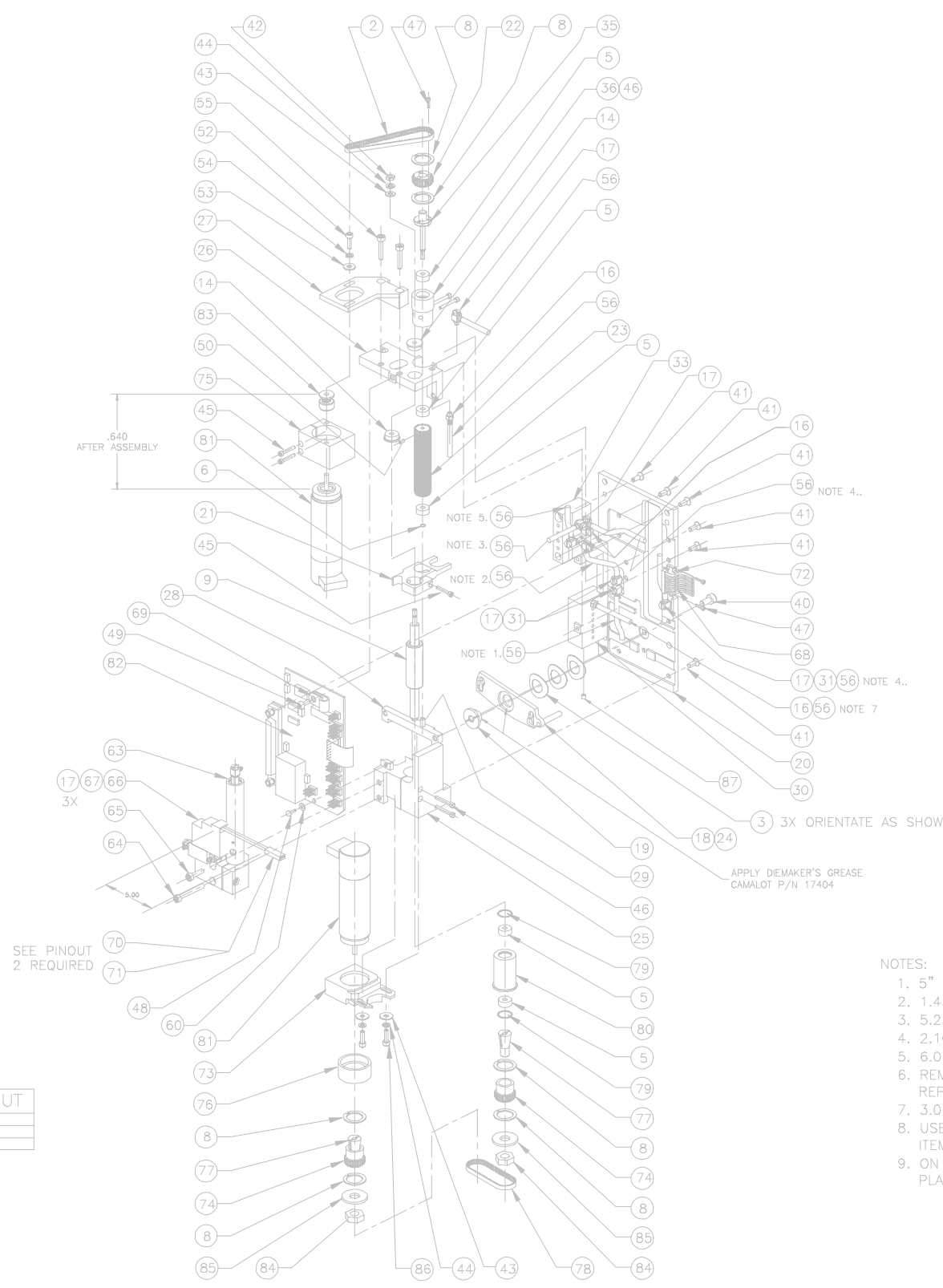


PROD REL, SAME AS REV 2 ECN 7103 SAR 07/16/01	UNLESS OTHERWISE SPECIFIED DIMENSIONS ARE IN INCHES		Speedline Technologies, Inc., CAMALOT Division 145 WARD HILL AVENUE, HAVERHILL, MA 01835 USA				
	2 PLACE DEC. TOL. ± _____	3 PLACE DEC. TOL. ± _____	DRAWN PFC	TITLE MOTOR, WIDTH DRIVE ASY			
	ANGLES ±1/2°		CHECKED SAR	FOR			
	MACHINED FINISH 63 √R.M.S.		APPROVED SAR	7100/7200			
A	REVISIONS	DO NOT SCALE DRAWING	DATE 11/01/00	SCALE 1:1	PAGE 1 OF 1	NUMBER 50825b	REV A
		REMOVE BURRS AND SHARP EDGES					

This drawing and the subject matter disclosed therein embody proprietary information which is the confidential property of Speedline Technologies, Inc. none of which shall be copied, reproduced, published or used in whole or in part for any purpose without the express advance written permission of a duly authorized agent of Speedline Technologies, Inc.

PRESS TO VIEW SPARE PARTS LIST

Page Down



DET 70 PINOUT

COLOR	PIN #
RED	1
BLK	2

WIRING CHART

ITEM NUMBER	LOCATION ON ITEM 82
10 MOTOR	J5
ENCODER	J4
11	J7
83	J2
88 (14 PIN)	J3
70	J8

- NOTES:
- 5" LONG THRU DET 82 TO DET 66, INPUT "P"
 - 1.43" LONG
 - 5.25" LONG TO TOUCH PROBE DET 63
 - 2.10 LONG
 - 6.0" LONG
 - REMOVE EXISTING SCREW FROM DET 17 AND REPLACE WITH DET 31 (3 PLACES)
 - 3.0" LONG TO VALVE OUTPUT DET 66
 - USE WRENCH, SPANNER #38832B TO ASSEMBLE ITEM #76 (38831B).
 - ON ITEM 82, THE JUMPERS FOR JP1 AND JP2 SHALL BE PLACED IN THE PIN 2 AND PIN 3 POSITION FOR XYFLEX PRO.

PART NO.
50947

SEE SEPARATE PARTS LIST

ADD THRD CURVED WASHER ECN 7173 SAR 08/24/01	INITIAL RELEASE MDS 12/05/00	<p>This drawing and the subject matter disclosed therein embody proprietary information which is the confidential property of Speedline Technologies, Inc. none of which shall be copied, reproduced, published or used in whole or in part for any purpose without the express advance written permission of a duly authorized agent of Speedline Technologies, Inc.</p> <p>UNLESS OTHERWISE SPECIFIED DIMENSIONS ARE IN INCHES</p> <p>Speedline Technologies, Inc., CAMALOT Division 145 WARD HILL AVENUE, HAVERHILL, MA 01835 USA</p>			
		2 PLACE DEC. TOL. ±.015 3 PLACE DEC. TOL. ±.005 ANGLES ±1/2° MACHINED FINISH 63 √R.M.S.	DRAWN MDS CHECKED HCARTER APPROVED MDS	TITLE Z-AXIS ASY, BELT DRIVEN	
		DO NOT SCALE DRAWING REMOVE BURRS AND SHARP EDGES	DATE 12/05/00	SCALE 1:4	PAGE 1 OF 1
			NUMBER 50947C	REV B	

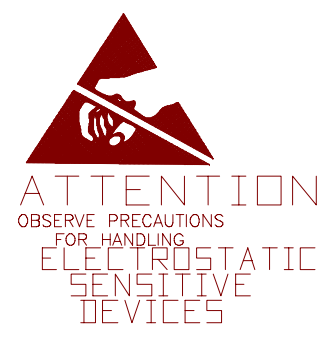
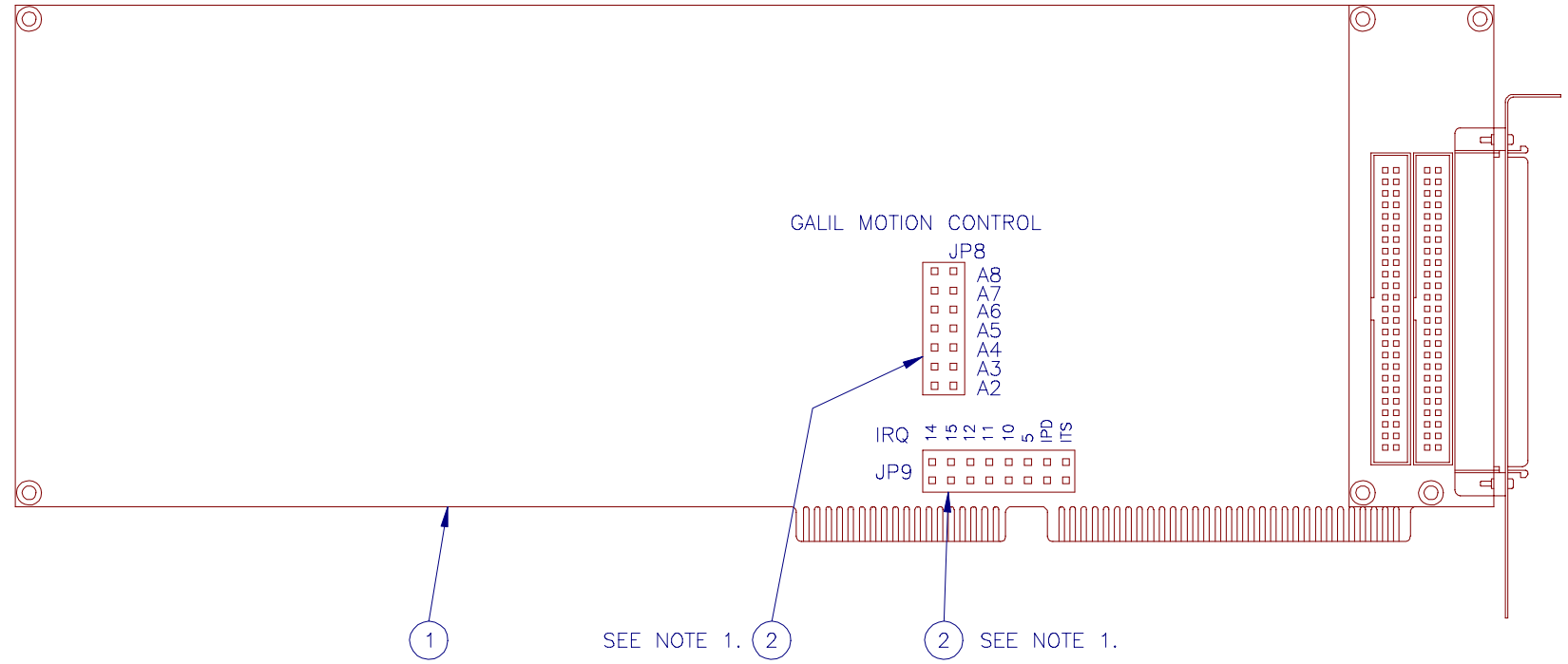
PARENT: 50947 Rev: B
Z-AXIS ASY,BELT DRIVEN Drawing # 50947C

Item Number	Part Number	Part Description	Qty Per	UM
067	32078	SCREW,SHC,M2X10MM,SS	2.00	EA
068	33840	CABLE ASY,FLEX CIRCT HD	1.00	EA
069	26029	CLAMP,3/16"CABLE,BLACK	1.00	EA
070	35662	CONNECTOR,2POS	1.00	EA
071	35667	CONTACT,LOCK CLIP,26-22A	2.00	EA
072	38018	CLAMP,CABLE,Z-HEAD	1.00	EA
073	38772	BRACKET,MTG,Z-MOTOR	1.00	EA
074	38776	PULLEY,Z-AXIS	2.00	EA
075	38830	BRACKET,MTG,MOTOR	1.00	EA
076	38831	NUT,SPANNER	1.00	EA
077	38834	SHAFT,COUPLING	2.00	EA
078	38847	BELT,TIMING	1.00	EA
079	35592	RING,INT RETAINING,3/8	2.00	EA
080	38780	HOUSING,BEARNG,BALLSCREW	1.00	EA
081	38897	MOTOR ASY,Z-AXIS,BELT	2.00	EA
082	41304	PCB ASY,BELT Z HEAD I/F	1.00	EA
083	35481	PULLEY,TIMING	1.00	EA
084	8285	NUT,1/4-20	2.00	EA
085	8044	WASHER,FLAT,1/4,SS	2.00	EA
086	11196	SCREW,SHC,M3X10MM,SS	2.00	EA
087	8663	SCREW,SHS,4-40X.13,SS	1.00	EA
088	38832	WRENCH,SPANNER	0.00	EA

End of Report

PRESS TO VIEW SPARE PARTS LIST

Page Down



PART NO	JUMPER AT JP8 POSITIONS:	JUMPER AT JP9 AT POSITIONS:	ADDRESS
50955-1	A7, A6, A2	IRQ10, ITS, IDP	824
50955-2	A7, A6, A3, A2	IRQ10, ITS, IDP	816

SEE SEPARATE PARTS LIST

NOTES:
 1. PLACE JUMPERS, ITEM NUMBER 2, IN REQUIRED POSITION PER CHART.

REL TO PRODUCTION SAME AS REV # 1 ECN# 6881 MRB 03/16/01	UNLESS OTHERWISE SPECIFIED DIMENSIONS ARE IN INCHES		This drawing and the subject matter disclosed herein embody proprietary information which is the confidential property of Speedline Technologies, Inc. none of which shall be copied, reproduced, published or used in whole or in part for any purpose without the express advance written permission of a duly authorized agent of Speedline Technologies, Inc.			
	2 PLACE DEC. TOL. ± .015		Speedline Technologies, Inc., CAMALOT Division 145 WARD HILL AVENUE, HAVERHILL, MA 01835 USA			
	3 PLACE DEC. TOL. ± .005		DRAWN BABINE	TITLE MOTION CONTROL CARD ASSY.		
	ANGLES ±1/2 °		CHECKED PRENTICE	FOR		
MACHINED FINISH 6.3 √R.M.S.		APPROVED PRENTICE	7100 / 7200			
DO NOT SCALE DRAWING		DATE 12/20/00	SCALE 1:1	PAGE 1 OF 1	NUMBER 50955C	REV A
REMOVE BURRS AND SHARP EDGES						

PARENT: 50955-1 Rev: A
 MOTION CTRL CARD ASY Drawing # 50955C

Item Number	Part Number	Part Description	Qty Per	UM
001	50706	CARD,MOTION CONTROL,1765	1.00	EA

End of Report



Part Number -

c_cbmpsrp.p MPM-N
Page: 1

13.8.4 Short Assembly Parts List
** US PRODUCTION **

Date: 09/25/01
Time: 10:40:42

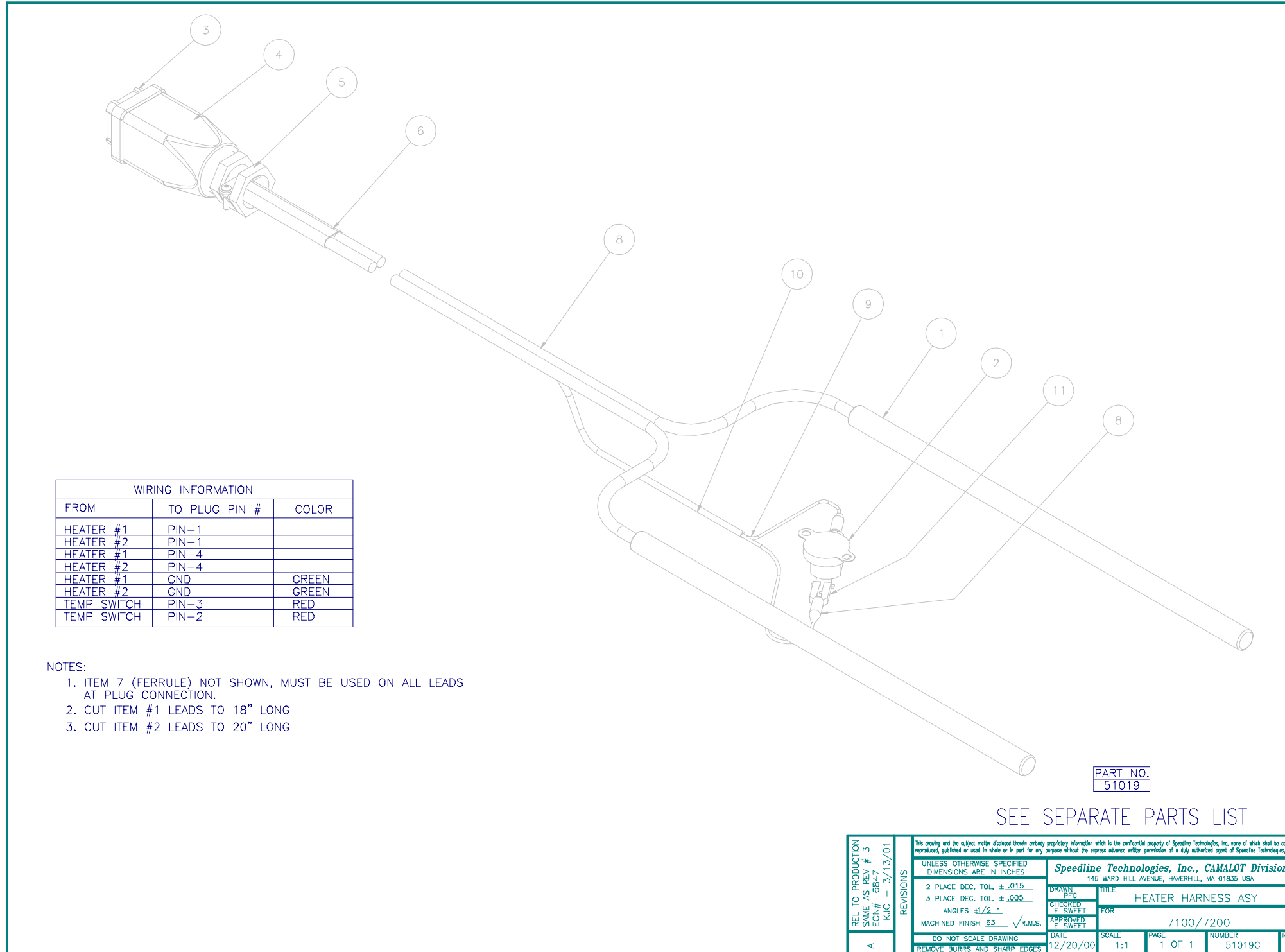
PARENT: 50955-2
MOTION CTRL CARD ASY

Rev: A
Drawing # 50955C

Item Number	Part Number	Part Description	Qty Per	UM
001	50706	CARD,MOTION CONTROL,1765	1.00	EA

End of Report

PRESS
 TO VIEW
 SPARE PARTS
 LIST



c_cbmpsrp.p MPM-N
Page: 1

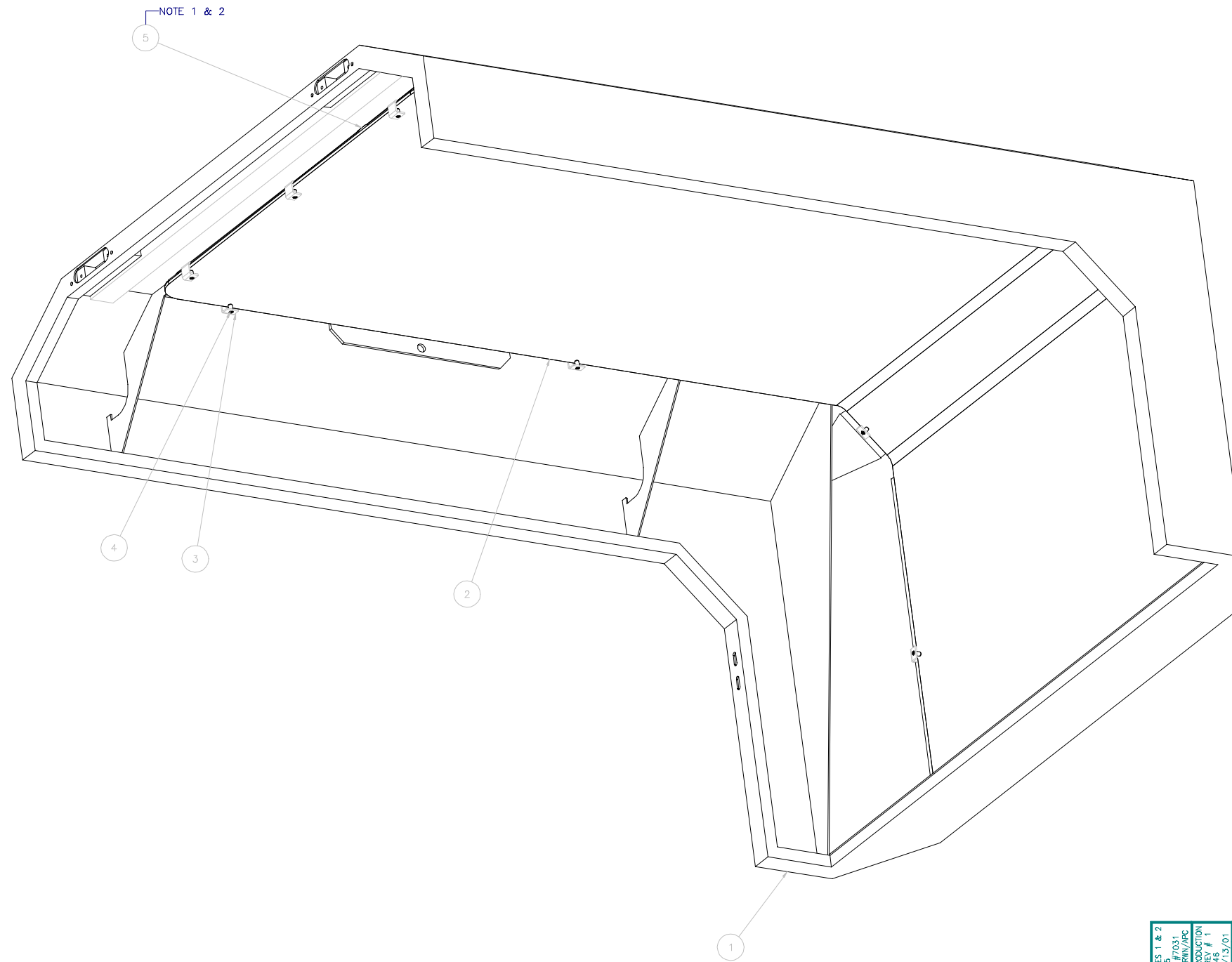
13.8.4 Short Assembly Parts List
** US PRODUCTION **

Date: 03/20/01
Time: 10:41:51

PARENT: 51019 HEATER HARNESS ASY Rev: A Drawing # 51019C

Item Number	Part Number	Part Description	Qty Per	UM
001	50669	HEATER, CARTRIDGE, 325W, 9"	2.00	EA
002	16943	SWITCH, TEMP, 350DEG	1.00	EA
003	23012	PLUG, 4P, 10A, 440VAC	1.00	EA
004	36028	HOOD, TOP ENTRY	1.00	EA
005	23016	STRAIN RELIEF, 11 HUB,	1.00	EA
006	22371	HEAT-SHRINK, 5/8, HITEMP	0.25	FT
007	17164	FERRULE	5.00	EA
008	24686	HEAT-SHRINK, TUBE, 1/4"VT	3.00	FT
009	16315	WIRE, 18AWG, RED, PTFE	4.00	FT
010	23952	TUBE, HEAT SHRNK, 3/16VTN	2.00	FT
011	41103	TERMINAL, FEM, 16, 500F	2.00	EA





NOTES:
 1. BOND ITEM 2 (LEXAN) TO ITEM 1 (HOOD) USING ITEM 5 (3M TAPE P/N T4416Bx0.50 WIDE), 4 SIDES.
 2. PEEL BACK PROTECTIVE PAPER ON ITEM 2 SUFFICIENT WIDTH TO INSTALL ITEM 5. DO NOT REMOVE PROTECTIVE PAPER FROM ITEM 2.

PART NO.
51098

SEE SEPARATE PARTS LIST

ADDED NOTES: 1 & 2 AND ITEM 5 PER ECN #77031 07/26/01 RWW/ARC REL. TO PRODUCTION ECN # 77031 ECN # 77031 HNC 02/13/01		UNLESS OTHERWISE SPECIFIED DIMENSIONS ARE IN INCHES 2 PLACE DEC. TOL. = .015 3 PLACE DEC. TOL. = .0005 ANGLES ±1/2° MACHINED FINISH ±.3 √R.M.S. DO NOT SCALE DRAWING REMOVE BURRS AND SHARP EDGES		Speedline Technologies, Inc., CAMALOT Division 145 WARD HILL AVENUE, HAVERHILL, MA 01830 USA DRAWN: [blank] CHECKED: G. BUCCELLA APPROVED: BRUNSCOTT DATE: 01/10/01		TITLE: ASSY, LEXAN FOR: 7100 SCALE: 1:2 PAGE: 1 OF 1 NUMBER: 51098d REV: B	
--	--	---	--	--	--	---	--

PRESS TO VIEW SPARE PARTS LIST

Page Down

c_cbmpsrp.p MPM-N
Page: 1

13.8.4 Short Assembly Parts List
** US PRODUCTION **

Date: 09/25/01
Time: 11:31:39

PARENT: 51098
LEXAN ASSY,7100

Rev: B
Drawing # 51098D

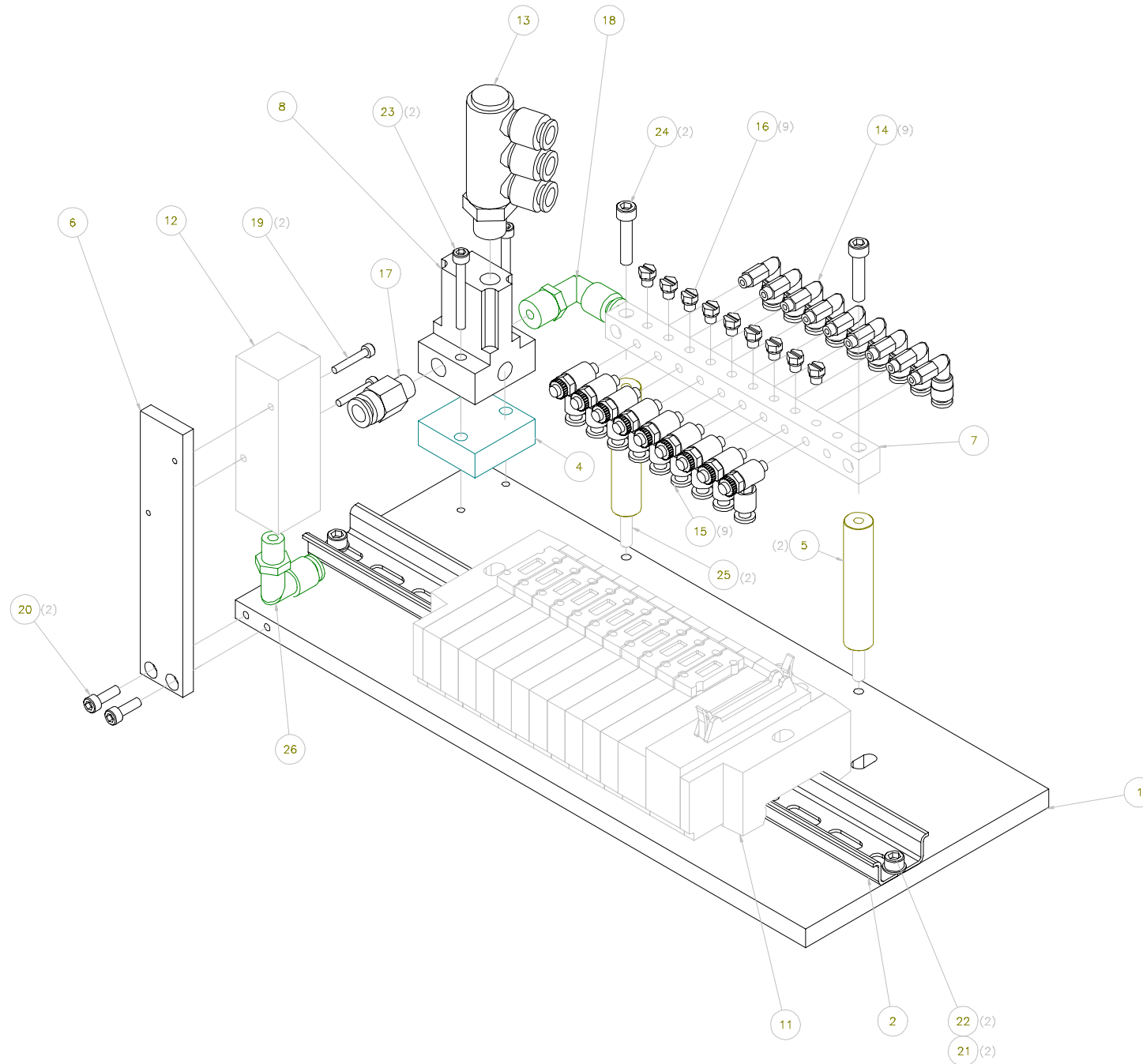
Item Number	Part Number	Part Description	Qty Per	UM
001	50342	PANEL,FRONT HOOD	1.00	EA
002	50677	COVER,FRONT HOOD,LEXAN,	1.00	EA
003	50637	CLIP,GLASS	14.00	EA
004	15660	SCREW,SHN,M4X8MM,SS	14.00	EA
005	8676-4	TAPE,2-SIDED, 0.5"	0.00	FT

End of Report



PRESS
 TO VIEW
 SPARE PARTS
 LIST

Page
 Down



NOTES:
 1. REFER TO WR51134 FOR PLUMBING INFORMATION.
 2. ITEM 27 IS NOT SHOWN.

PART NO.
 51134

SEE SEPARATE PARTS LIST

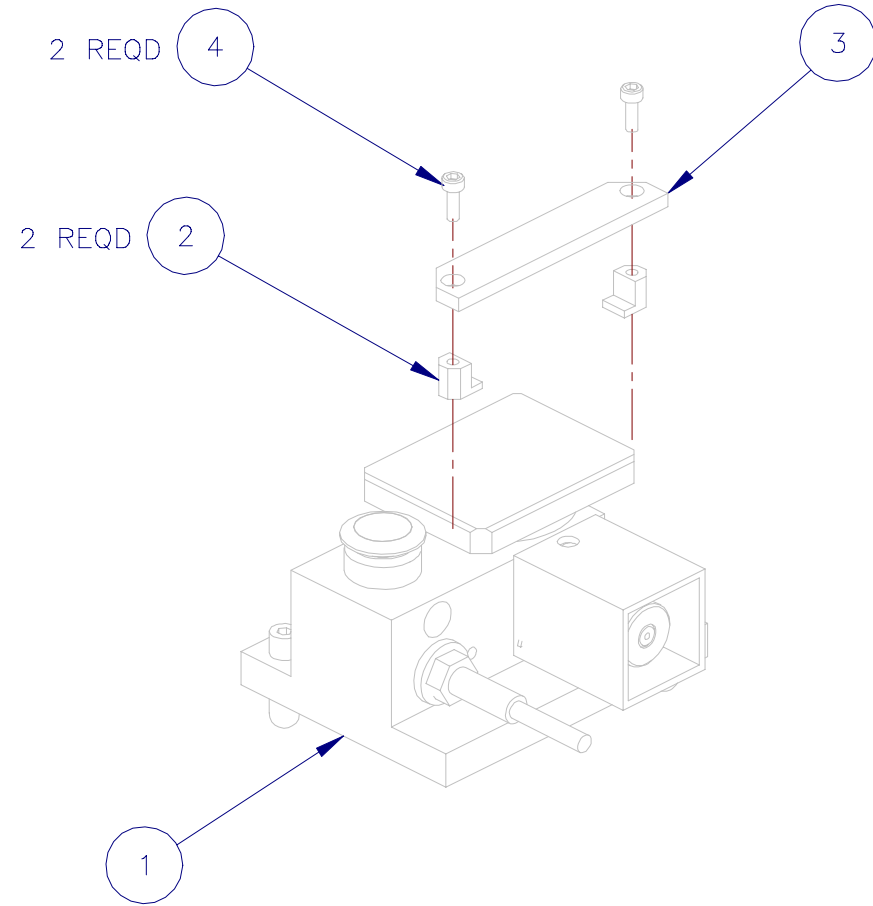
CHANGE ITEM 23 EAN: 7119 MRB 07/27/01	CHANGE MANIFOLD AND BRACKET EAN: 7027 MRB 06/01/01	SEE TO PRODUCTION SAME AS REV # 2 EAN# 66845 MRB 02/23/01	REVISIONS	UNLESS OTHERWISE SPECIFIED DIMENSIONS ARE IN INCHES	Speedline Technologies, Inc., CAMALOT Division 145 WARD HILL AVENUE, HAVERHILL, MA 01830 USA
C	B	A		2 PLACE DEC. TOL. $\pm .015$ 3 PLACE DEC. TOL. $\pm .005$ ANGLES $45/22.5$ MACHINED FINISH $\sqrt{32}$ V.R.M.S.	DRAWN: [] CHECKED: [] DATE: 01/18/01
				DO NOT SCALE DRAWING REMOVE BURRS AND SHARP EDGES	DATE: 01/18/01
				SCALE: 1:1	PAGE: 1 OF 1
				NUMBER: 51134D	REV: C

PARENT: 51134 Rev: C
FRONT PNEU PLATE ASY Drawing # 51134D

Item Number	Part Number	Part Description	Qty Per	UM
001	51010	MOUNT,PNEUMATIC VALVE	1.00	EA
002	51011	DIN RAIL,ALTER	1.00	EA
004	51013	SPACER,REGULATOR	1.00	EA
005	51014	STANDOFF,MANIFOLD	2.00	EA
006	51015	BRKT,MOUNT,MANIFOLD	1.00	EA
007	43166	TERMINAL,PNEUMTIC,10 POS	1.00	EA
008	41377	REG/MANIFOLD ASY,1 POS	1.00	EA
011	50602	MANIFOLD,PNEUMATIC,"A"	1.00	EA
012	25198	MANIFOLD,MONOBLOC,1/4"	1.00	EA
013	38760	FTG,5/32"TRIPLE EL,MALE	1.00	EA
014	11551	FTG,EL,5/32TX10-32,PB	9.00	EA
015	10895	FTG,FL CTL EL,5/32TX	9.00	EA
016	10274	SCREW PLUG	9.00	EA
017	26710	FTG,MADAP,5/16TX1/8NPT,	1.00	EA
018	23633	FTG,EL,5/16TX1/8NPT,PB	1.00	EA
019	14417	SCREW,SHC,M3X18MM,SS	2.00	EA
020	7401	SCREW,SHC,M4X12MM,SS	2.00	EA
021	11198	SCREW,SHC,M5X8MM,SS	2.00	EA
022	13543	WASHER,FLAT,M5,SS	2.00	EA
023	21483	SCREW,SHC,M4X35MM,SS	2.00	EA
024	7404	SCREW,SHC,M5X25MM,SS	2.00	EA
025	13173	SCREW,SHS,M5X20MM,SS	2.00	EA
026	24712	FTG,EL,5/16TX1/4NPT,PB	1.00	EA
027	11046	TUBING,5/32	0.00	FT
999	WR51134	WIRE RUN LIST	0.00	EA

End of Report





PART NO.	TYPE
820-11	STD TOP PLATE
820-11A	BLACK TOP PLATE

SEE SEPARATE PARTS LIST

PRESS TO VIEW SPARE PARTS LIST

[Page Down](#)

CHANGED TO SHCS ECN# 6261 5/25/00 PAB	A	FIRST RELEASE	REVISIONS	This drawing and the subject matter disclosed therein embody proprietary information which is the confidential property of Speedline Technologies, Inc. none of which shall be copied, reproduced, published or used in whole or in part for any purpose without the express advance written permission of a duly authorized agent of Speedline Technologies, Inc.			
				UNLESS OTHERWISE SPECIFIED DIMENSIONS ARE IN INCHES			
B	A	FIRST RELEASE	REVISIONS	Speedline Technologies, Inc., CAMALOT Division 145 WARD HILL AVENUE, HAVERHILL, MA 01835 USA		TITLE NEEDLE CAL ASSY-XYFLEX	
				DRAWN ZAVERTSON		FOR XYFLEX	
2 PLACE DEC. TOL. $\pm .015$ 3 PLACE DEC. TOL. $\pm .005$ ANGLES $\pm 1/2^\circ$ MACHINED FINISH $63 \sqrt{R.M.S.}$				DATE 3/24/00	SCALE 1:1	PAGE 1 OF 1	NUMBER 820-11
DO NOT SCALE DRAWING REMOVE BURRS AND SHARP EDGES				APPROVED ZAVERTSON	REV B		

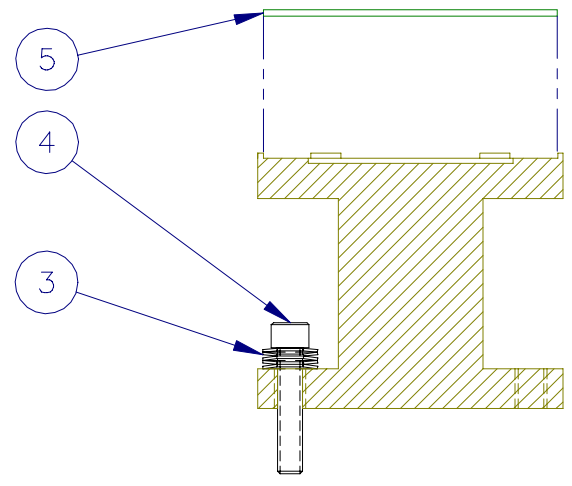
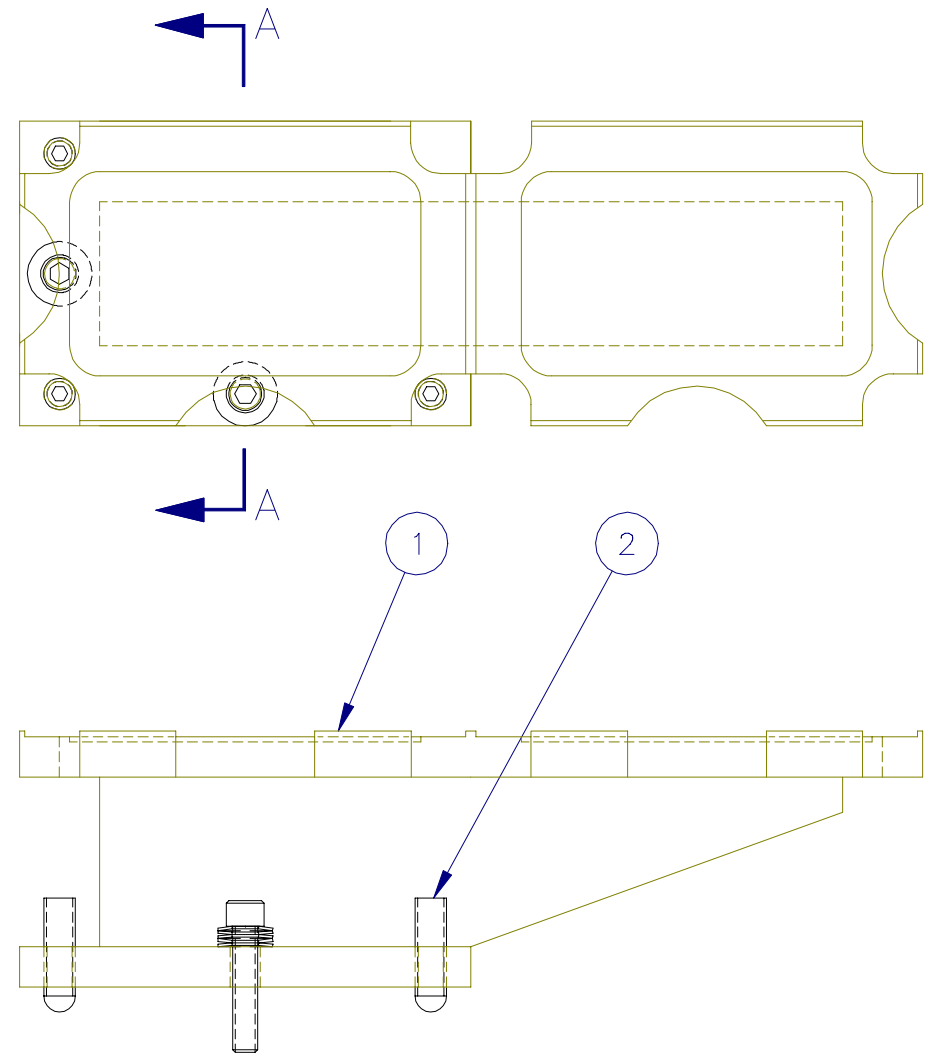
c_cbmpsrp.p MPM-N 13.8.4 Short Assembly Parts List Date: 03/20/01
 Page: 1 ** US PRODUCTION ** Time: 10:42:15

PARENT: 820-11 Rev: B
 NEEDLE CAL ASSY, XYFLEX Drawing # 820-11

Item Number	Part Number	Part Description	Qty Per	UM
001	820-10	NEEDLE CALIBRATOR ASSY	1.00	EA
002	36025	CLAMP, .100" GAUGE	2.00	EA
003	36026	GAUGE, .100" STEP	1.00	EA
004	10421	SCREW, SHC, M2X6MM, SS	2.00	EA



This drawing and the subject matter disclosed therein embody proprietary information which is the confidential property of Speedline Technologies, Inc. none of which shall be copied, reproduced, published or used in whole or in part for any purpose without the express advance written permission of a duly authorized agent of Speedline Technologies, Inc.



SECTION A-A
 ROTATED 90° CW

PART NO.
 915-8

SEE SEPARATE PARTS LIST

PLOT DATE: 11-5-98

THIS IS AN AUTOCAD GENERATED DRAWING.
 ANY DESIGN CHANGES MUST BE UPDATED IN
 THE ELECTRONIC DATA BASE.

A FIRST RELEASE	REVISIONS	UNLESS OTHERWISE SPECIFIED DIMENSIONS ARE IN INCHES TOLERANCE ON DIMENSIONS 2 PLACE DECIMALS ± .015 3 PLACE DECIMALS ± .005 ANGLES ± 1/2 ° MACHINED FINISH 63 √R.M.S.				
		DO NOT SCALE DRAWING REMOVE BURRS AND SHARP EDGES				
		Speedline Technologies, Inc., CAMALOT Division 145 WARD HILL AVENUE, HAVERHILL, MA 01835 USA				
		DESIGNED E SWEET	TITLE PRE-DISPENSE STATION			
CHECKED TPD	FOR					
APPROVED	SCALE 1:1	DATE 11-5-98	NUMBER 915-8	REV A		

PRESS TO VIEW SPARE PARTS LIST

[Page Down](#)

c_cbmpsrp.p MPM-N
Page: 1

13.8.4 Short Assembly Parts List
** US PRODUCTION **

Date: 03/20/01
Time: 10:42:22

PARENT: 915-8
PRE-DISPENSE STATION

Rev: A
Drawing # 915-8

Item Number	Part Number	Part Description	Qty Per	UM
001	32930	STATION, PRE-DISPENSE	1.00	EA
002	21510	SCREW, SHS, M5X20, SS, ALT	3.00	EA
003	21508	WASHER BELLEVILLE	10.00	EA
004	7403	SCREW, SHC, M4X20MM, SS	2.00	EA
005	27571	DISPENSE, SUBSTRATE	4.00	EA

PRESS
TO VIEW
ASSEMBLY
DRAWING

Page
Up