

Microwave Schottky Ring Quads

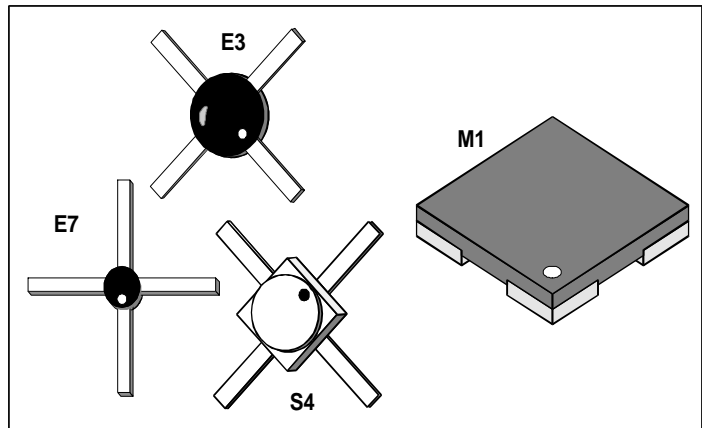
FEATURES

- Low Inductance Leadless Rings
- High F_{co}
- High Temperature Tri-Metal

ENVIRONMENTAL RATINGS

(Maximum)


Operating Temperature. - - - - -65°C to +200°C
 Storage Temperature - - - - -65°C to +200°C
 Power Dissipation @ 25°C - - - - - 100mW Derate
 Linearly to zero at 150°C
 Soldering Temperature - - - - - 230°C for 5 seconds



Electrical Specifications @ 25°C - Low Barrier (Titanium)

PART NUMBER	CASE STYLE	V _F (Typ) @ 1 mA (mV)	C _{TL} (Max) @ 0 Volts (pF)	ΔV _F (Max) @ 5 mA (mV)	R _D (Typ) @ 5 mA (Ohms)	Approximate Max Operating Frequency (GHz)
MP2400	E4	290	0.10	15	20	20
MP2401	M1	290	0.10	15	20	26
MP2402	E7	290	0.15	15	20	26
MP2403	E3	290	0.20	15	20	18
MP2404	S4	290	0.30	15	20	12
MP2405	E4	270	0.15	15	15	16
MP2406	M1	270	0.15	15	15	18
MP2407	E7	270	0.20	15	15	18
MP2408	E3	270	0.25	15	15	16
MP2409	S4	270	0.35	15	15	12
MP2410	E4	240	0.25	15	10	12
MP2411	M1	240	0.25	15	10	18
MP2412	E7	240	0.30	15	10	12
MP2413	E3	240	0.35	15	10	12
MP2414	S4	240	0.45	15	10	8
MP2415	E4	220	0.50	15	8	6
MP2416	M1	220	0.50	15	8	8
MP2417	E7	220	0.55	15	8	6
MP2418	E3	220	0.60	15	8	4
MP2419	S4	220	0.70	15	8	4





Microwave Schottky Ring Quads


Electrical Specifications @ 25°C High Barrier (Palladium)

PART NUMBER	CASE STYLE	V _F (Typ) @ 1 mA (mV)	Max C _{TL} @ 0 Volts (pF)	Max ΔV _F @ 5 mA (mV)	R _D (Typ) @ 5 mA (Ohms)	Approximate Max Operating Frequency (GHz)
MP2460	E4	520	0.10	20	15	20
MP2461	M1	520	0.10	20	15	26
MP2462	E7	520	0.15	20	15	26
MP2463	E3	520	0.20	20	15	18
MP2464	S4	520	0.30	20	15	12
MP2465	E4	500	0.15	20	12	16
MP2466	M1	500	0.15	20	12	18
MP2467	E7	500	0.20	20	12	18
MP2468	E3	500	0.25	20	12	16
MP2469	S4	500	0.35	20	12	12
MP2470	E4	480	0.25	20	10	12
MP2471	M1	480	0.25	20	10	18
MP2472	E7	480	0.30	20	10	12
MP2473	E3	480	0.35	20	10	12
MP2474	S4	480	0.45	20	10	8
MP2475	E4	460	0.50	20	8	6
MP2476	M1	460	0.50	20	8	8
MP2477	E7	460	0.55	20	8	6
MP2478	E3	460	0.60	20	8	4
MP2479	S4	460	0.70	20	8	4

Electrical Specifications @ 25°C - Very High Barrier (Platinum)

PART NUMBER	CASE STYLE	V _F (Typ) @ 1 mA (mV)	Max C _{TL} @ 0 Volts (pF)	Max ΔV _F @ 5 mA (mV)	R _D (Typ) @ 5 mA (Ohms)	Approximate Max Operating Frequency (GHz)
MP2480	E4	620	0.10	20	20	20
MP2481	M1	620	0.10	20	20	26
MP2482	E7	620	0.15	20	20	26
MP2483	E3	620	0.20	20	20	18
MP2484	S4	620	0.30	20	20	12
MP2485	E4	600	0.15	20	15	16
MP2486	M1	600	0.15	20	15	18
MP2487	E7	600	0.20	20	15	18
MP2488	E3	600	0.25	20	15	16
MP2489	S4	600	0.35	20	15	12
MP2490	E4	580	0.25	20	10	12
MP2491	M1	580	0.25	20	10	18
MP2492	E7	580	0.30	20	10	12
MP2493	E3	580	0.35	20	10	12
MP2494	S4	580	0.45	20	10	8
MP2495	E4	560	0.50	20	8	6
MP2496	M1	560	0.50	20	8	8
MP2497	E7	560	0.55	20	8	6
MP2498	E3	560	0.60	20	8	4
MP2499	S4	560	0.70	20	8	4





Microwave Schottky Ring Quads

Electrical Specifications @ 25 ° C - Intermediate Barrier (Nickel)

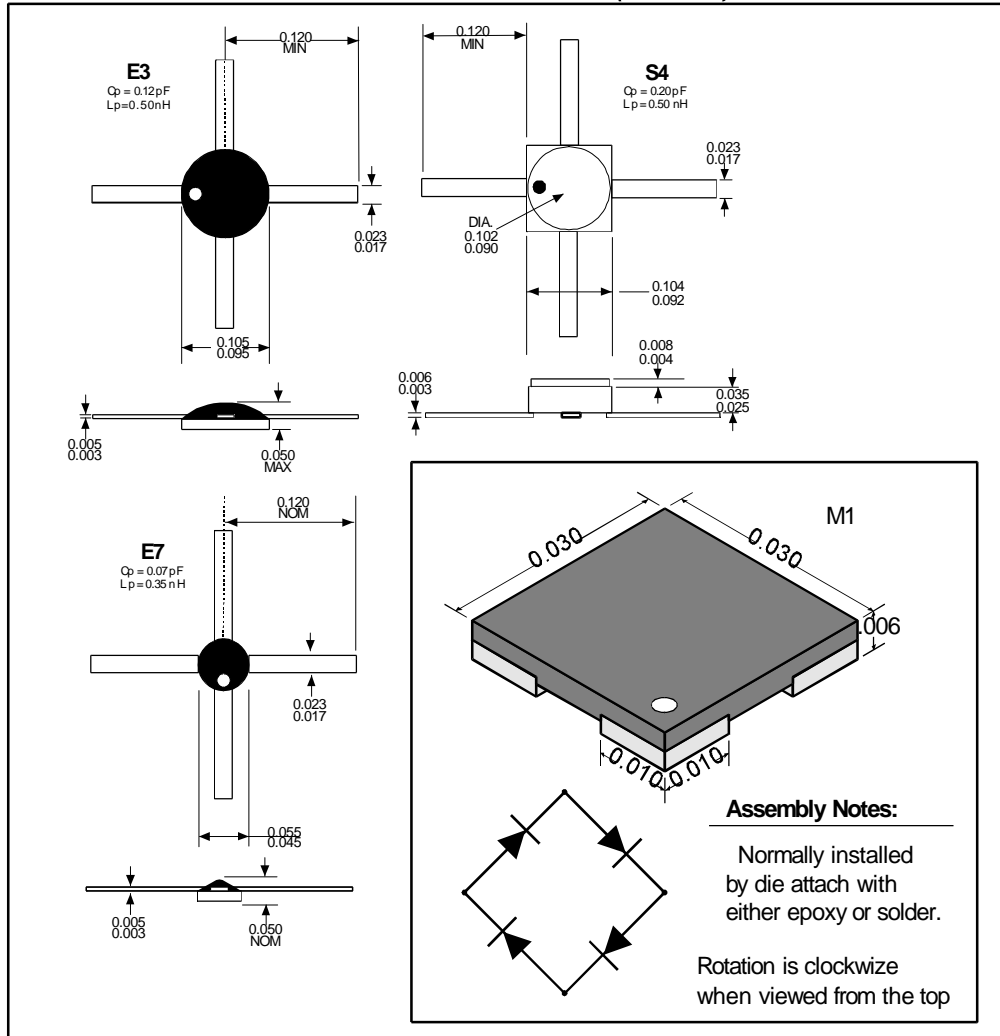
PART NUMBER	CASE STYLE	V _F (Typ) @ 1 mA (mV)	C _{TL} (Max) @ 0 Volts (pF)	ΔV _F (Max) @ 5 mA (mV)	R _b (Typ) @ 5 mA (Ohms)	Approximate Max Operating Frequency (GHz)
MP2420	E4	360	0.10	15	20	20
MP2421	M1	360	0.10	15	20	26
MP2422	E7	360	0.15	15	20	26
MP2423	E3	360	0.20	15	20	18
MP2424	S4	360	0.30	15	20	12
MP2425	E4	340	0.15	15	15	16
MP2426	M1	340	0.15	15	15	18
MP2427	E7	340	0.20	15	15	18
MP2428	E3	340	0.25	15	15	16
MP2429	S4	340	0.35	15	15	12
MP2430	E4	310	0.25	15	10	12
MP2431	M1	310	0.25	15	10	18
MP2432	E7	310	0.30	15	10	12
MP2433	E3	310	0.35	15	10	12
MP2434	S4	310	0.45	15	10	8
MP2435	E4	290	0.50	15	8	6
MP2436	M1	290	0.50	15	8	8
MP2437	E7	290	0.55	15	8	6
MP2438	E3	290	0.60	15	8	4
MP2439	S4	290	0.70	15	8	4

Electrical Specifications @ 25 ° C - Medium Barrier (Nichrome)

PART NUMBER	CASE STYLE	V _F (Typ) @ 1 mA (mV)	C _{TL} (Max) @ 0 Volts (pF)	ΔV _F (Max) @ 5 mA (mV)	R _b (Typ) @ 5 mA (Ohms)	Approximate Max Operating Frequency (GHz)
MP 2440	E4	420	0.10	15	20	20
MP 2441	M1	420	0.10	15	20	26
MP 2442	E7	420	0.15	15	20	26
MP 2443	E3	420	0.20	15	20	18
MP 2444	S4	420	0.30	15	20	12
MP 2445	E4	400	0.15	15	15	16
MP 2446	M1	400	0.15	15	15	18
MP 2447	E7	400	0.20	15	15	18
MP 2448	E3	400	0.25	15	15	16
MP 2449	S4	400	0.35	15	15	12
MP 2450	E4	380	0.25	15	10	12
MP 2451	M1	380	0.25	15	10	18
MP 2452	E7	380	0.30	15	10	12
MP 2453	E3	380	0.35	15	10	12
MP 2454	S4	380	0.45	15	10	8
MP 2455	E4	360	0.50	15	8	6
MP 2456	M1	360	0.50	15	8	8
MP 2457	E7	360	0.55	15	8	6
MP 2458	E3	360	0.60	15	8	4
MP 2459	S4	360	0.70	15	8	4



CASE DIMENSIONS (inches)



Suggested L.O. Power Range

Barrier	Power In (dBm)
Low	0 to +3
Intermediate	+3 to +6
Medium	+6 to +9
High	+9 to +12
Very High	+12 to +18